

Table of Contents

Technical Data Sheets

PERM-A-BARRIER® Wall Membrane	2
PERM-A-BARRIER® Adhesive Primer	09
PERM-A-BARRIER® WB Primer	11
PERM-A-BARRIER® Detail Membrane	14
PERM-A-BARRIER® Aluminium Flashing	19
PERM-A-BARRIER® Wall Flashing	23
PERM-A-BARRIER® Universal Flashing & Sealant	28

Safety Data Sheets

PERM-A-BARRIER® Wall Membrane	33
PERM-A-BARRIER® Low Temperature Membrane	40
PERM-A-BARRIER® Adhesive Primer	47
PERM-A-BARRIER® WB Primer	57
PERM-A-BARRIER® Detail Membrane	65
PERM-A-BARRIER® Aluminium Flashing	72
PERM-A-BARRIER® Wall Flashing	79
PERM-A-BARRIER® Universal Flashing & Sealant	86

Warranty

PERM-A-BARRIER® Aluminum Wall Membrane	93
--	----

Detail Drawings - All

94

PERM-A-BARRIER® Wall Membrane Data Sheet

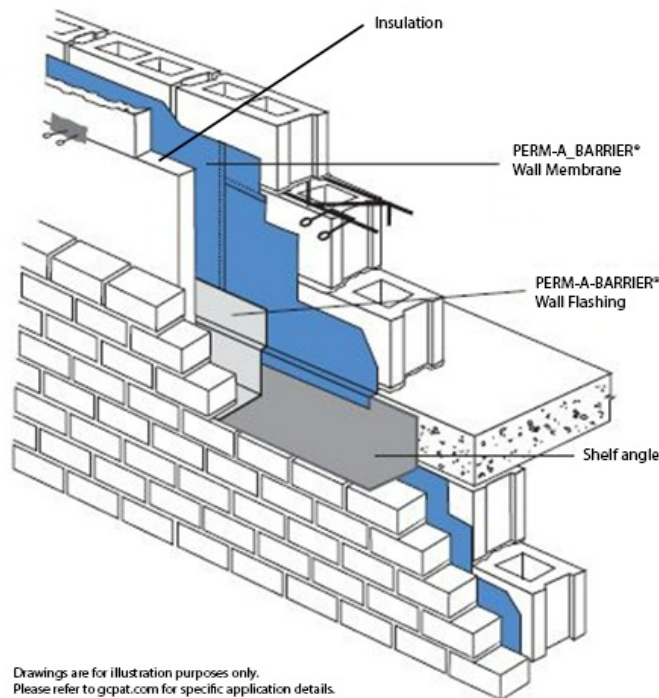
Self-adhesive, rubberized asphalt/polyethylene waterproofing membrane for air and vapor barrier applications.



Product Description

PERM-A-BARRIER® Wall Membranes are ideal for protecting the building superstructure from the damaging effects of the elements. By minimizing air and water vapor flow through the building exterior, PERM-A-BARRIER® Wall Membranes:

- Prevent premature deterioration of the building envelope
- Enhance thermal performance of the structure and save energy costs
- Improve comfort for the building occupants



Drawings are for illustration purposes only.
Please refer to gcpat.com for specific application details.

Product Advantages

- **Fully bonded** – transmits wind loads directly to the substrate
- **Waterproof and impermeable to moisture** – impermeable to the passage of liquid water and water vapor
- **Airtight** – protects against air passage and associated energy losses. Meets new ASTM E2357 standard as required by IECC 2012
- **Cross laminated film** – provides dimensional stability, high tear strength, puncture and impact resistance
- **Cold applied** – no flame hazard; self-adhesive overlaps ensure continuity
- **Flexible** – accommodates minor settlement and shrinkage movement
- **Controlled thickness** – factory made sheet ensures constant, non-variable site application
- **Aggressive, conformable adhesive** – allows self-sealing around mechanical fasteners
- **Wide application window** –
 - PERM-A-BARRIER® Wall Membrane can be applied when air and surface temperature is 25 °F (–4 °C) and rising.

System Components

- **PERM-A-BARRIER® WB Primer** – high tack, water-based primer for use with PERM-A-BARRIER® Wall Membranes on cementitious and exterior gypsum wallboards
- **BITUTHENE® Primer B2 LVC** – low VOC primer for priming green concrete and damp surfaces
- **PERM-A-BARRIER® Universal Flashing & Sealant** – one part moisture curing, STPE sealant for sealing penetrations, terminations, brick ties, final terminations & flashing application.
- **BITUTHENE® Mastic** – rubberized asphalt mastic for sealing penetrations, terminations, brick ties, etc.
- **BITUTHENE® Liquid Membrane** – two component, trowel grade, asphalt modified urethane for sealing patches, terminations, brick ties, etc.
- **PERM-A-BARRIER® Wall Flashing** – fully adhered through wall flashing system
- **PERM-A-BARRIER® Detail Membrane** – fully adhered flashing for protecting and sealing critical detail areas

Installation

Safety

PERM-A-BARRIER® products must be handled properly. Vapors from the mastic and solvent-based primer are harmful and flammable. For these products, the best available information on safe handling, storage, personal protection, health and environmental considerations has been gathered. Refer to product label and Safety Data Sheet before use. All users should acquaint themselves with this information prior to working with the material. Carefully read detailed precaution statements on the product labels and SDS before use. SDSs can be obtained from our web site at gcpat.com or by contacting us toll free at 866-333-3SBM (3726).

Surface Preparation

Surface must be smooth, clean, dry and free of voids, spalled areas, loose aggregate, loose nails, sharp protrusions or other matter that will hinder the adhesion or regularity of the wall membrane installation. Clean loose dust or dirt from the surface to which the wall membrane is to be applied by wiping with a clean, dry cloth or brush.

If the substrate is damp, allow to dry or use BITUTHENE® Primer B2 LVC to prepare the area to receive the membrane.

Temperature

PERM-A-BARRIER® Wall Membrane can be applied when air and surface temperature is 25 °F (-4 °C) and rising.

Application

PERM-A-BARRIER® WB Primer is a water-based primer which imparts an aggressive, high tack finish on the treated substrate. They are packaged ready to use and are specifically designed to facilitate tenacious adhesion of PERM-A-BARRIER® Wall Membranes to various substrates including glass-mat faced gypsum sheathing. Refer to Technical Letter 2, *Substrate Preparation for Application of PERM-A-BARRIER® Products to GlassMat Faced Gypsum Sheathing* for priming requirements on specific glass-mat faced sheathing products.

Membrane Application

Cut membrane into easily handled lengths. Apply membrane horizontally or vertically to primed substrates receiving post-applied masonry anchors (ties), such as gypsum sheathing.

Apply PERM-A-BARRIER® Wall Membranes horizontally to the primed blockwork with projecting masonry anchors (ties), beginning at the base of the wall. Each length of the membrane must be installed so that the upper edge runs continuously along the underside of the line of masonry anchors (ties). Subsequent sheets applied above must overlap the sheet below by 2 in. (51 mm) immediately below the line of anchors (ties). Since the membrane width appropriate for this application of 18 in. (457 mm) is wider than the typical spacing between the lines of anchors (ties) 16 in. (406 mm), it will be necessary to cut the membrane at the location of the tie wires projecting from the wall to enable the sheet to be laid in place. End laps that occur in subsequent lengths that follow should maintain a minimum overlap of 2 in. (51 mm). See Figures 1 and 2.

The membrane must be pressed firmly into place with a hand roller or the back of a utility knife as soon as possible, ensuring continuous and intimate contact with the substrate to prevent water from migrating under the membrane.

In certain applications such as on soffits, ceilings or substrates such as oriented strand board (OSB), backnail the membrane along the side lap prior to installing the next sheet of membrane to ensure positive contact to the substrate. Additional fastening may be required through the field of the membrane in these applications and must be sealed with PERM-A-BARRIER® Universal Flashing & Sealant, BITUTHENE® Liquid Membrane or BITUTHENE® Mastic.

Apply PERM-A-BARRIER® Universal Flashing & Sealant, BITUTHENE® Mastic or BITUTHENE® Liquid Membrane to seal around the tie wire projections. Fit the PERM-A-BARRIER® Wall Membrane tightly around all penetrations through the membrane and seal using PERM-A-BARRIER® Universal Flashing & Sealant, or BITUTHENE® Liquid Membrane.

Continue the membrane into all openings in the wall area, such as windows, doors, etc., and terminate at points that will prevent interior visibility. The installation must be made continuous at all framed openings. Coordinate installation of the PERM-A-BARRIER® Wall Membrane with the roofing trade to ensure continuity with the roofing system at this critical transition area.

At the end of each working day, if the wall has been only partially covered, apply a bead of BITUTHENE® Mastic or BITUTHENE® Liquid Membrane along the top edge of the membrane at its termination to prevent vertical drainage of precipitation from penetrating the end and undermining the membrane adhesion. Tool the BITUTHENE® Mastic or BITUTHENE® Liquid Membrane to ensure it is worked into the surface. For final terminations that will not be covered with membrane, PERM-A-BARRIER® Universal Flashing & Sealant can be used in lieu of BITUTHENE® Mastic or BITUTHENE® Liquid Membrane. Inspect the membrane before covering and repair any punctures, damaged areas or inadequately lapped seams.

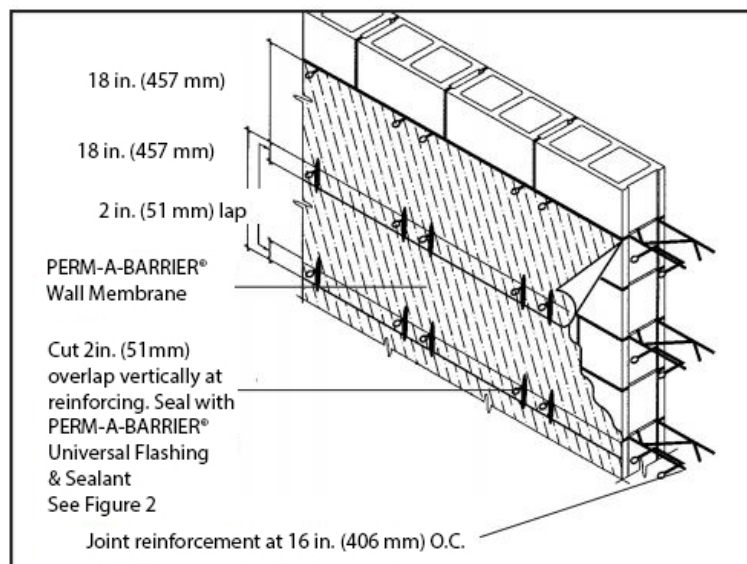
All non water shedding edges must be sealed with PERM-A-BARRIER® Universal Flashing & Sealant, BITUTHENE® Liquid Membrane or BITUTHENE® Mastic.

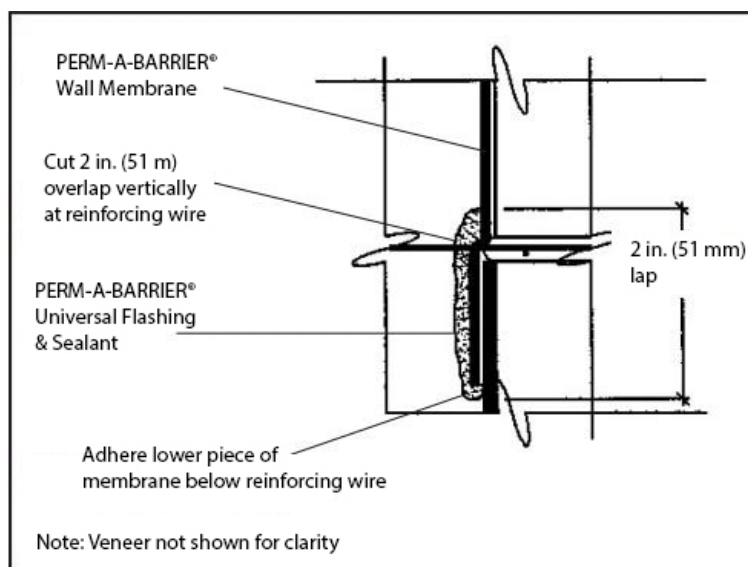
Membrane Repairs

Repairs must be made using PERM-A-BARRIER® Wall Membrane sized to extend 3 in. (75mm) in all directions from the perimeter of the affected area. The repair piece must be pressed into place with a hand roller as soon as possible to ensure continuous and intimate contact with the substrate. When sealing the patch if placed in a diamond pattern both water shedding edges will need sealant. If the patches are placed straight, then the top edge and minimum of 3" down each side will need sealant termination. If the sealing patch is horizontal, then all edges will need sealant termination. To seal apply a bead of 'PERM-A-BARRIER® Universal Flashing & Sealant'. To repair gaps which are less than 1/8 inch in diameter (fish mouth gaps) cover with 'PERM-A-BARRIER® Universal Flashing & Sealant' extending 2 inches in diameter from the gap.

Membrane Protection

PERM-A-BARRIER® Wall Membranes must be protected from damage by other trades or construction materials.





Storage and Handling Information

All materials must be protected from rain and physical damage. Pallets of PERM-A-BARRIER® Wall Membrane must not be double stacked on the job site. Provide cover on top and all sides, allowing for adequate ventilation. Store membrane where temperatures will not exceed 90 °F (32 °C) for extended periods. All products must be stored in a dry area away from high heat, flames or sparks. Store only as much material at point of use as is required for each day's work.

Limitations

PERM-A-BARRIER® Wall Membrane systems must not be applied in areas where they will be permanently exposed to UV light and must be covered within a reasonable amount of time, not to exceed 90 days. Refer to Technical Letter 19, *Exposure Guidelines for PERM-A-BARRIER® Self-Adhered Membranes*.

PERM-A-BARRIER® Wall Membrane Systems and all other PERM-A-BARRIER® self-adhered membranes should not be applied over PERM-A-BARRIER® Universal Flashing & Sealant.

Warranty

PERM-A-BARRIER® products are warranted to be free of defects in manufacture for a period of 5 years. Material will be provided at no charge to replace any defective product.

Technical Service

Support is provided by full-time technically trained GCP field sales representatives and technical service personnel, backed by a central research and development technical services staff.

Supply

	UNIT OF SALE	APPROXIMATE COVERAGE	WEIGHT	PALLETIZATION
PERM-A-BARRIER® Wall Membranes	1 roll	225 ft ² (20.9 m ²) per roll 3 x 75 ft (0.9 x 25 m) roll	67 lbs/roll	25 cartons (25 rolls) per pallet
PERM-A-BARRIER® Wall Flashing				
12 in. (305 mm)	3 rolls	75 linear ft per roll	25 lbs/roll	25 cartons (75 rolls) per pallet
18 in. (457 mm)	2 rolls	75 linear ft per roll	37.5 lbs/roll	25 cartons (50 rolls) per pallet
24 in. (610 mm)	1 roll	75 linear ft per roll	55 lbs/roll	35 cartons (35 rolls) per pallet
36 in. (914 mm)	1 roll	75 linear ft per roll	75 lbs/roll	25 cartons (25 rolls) per pallet
PERM-A-BARRIER® Detail Membrane				
6 in. (152 mm)	6 rolls	75 linear ft per roll	11 lbs/roll	25 cartons (150 rolls) per pallet
9 in. (225 mm)	4 rolls	75 linear ft per roll	16 lbs/roll	25 cartons (100 rolls) per pallet
12 in. (305 mm)	3 rolls	75 linear ft per roll	22 lbs/roll	25 cartons (75 rolls) per pallet
BITUTHENE® Mastic – 5 gal pail	1 pail	approx. 120 ft ² at 60 mils	54 lbs/pail	36 pails per pallet
BITUTHENE® Mastic – 30 oz tube	12 tubes	approx. 30 linear ft x 1/4 in. bead	32 lbs/carton	72 cartons (864 tubes) per pallet
PERM-A-BARRIER® Universal Flashing & Sealant – 29 oz. Cartridge	1 cartridge	approx. 30 linear ft x 1/4 in. bead	29 oz.	10 cartridges/ carton 42 cartons/ pallet
BITUTHENE® Liquid Membrane – 1.5 gal pail	1 pail	approx. 200 Linear ft/gal @ 1" wide x 90 mils.	16 lbs/pail	100 pails per pallet
BITUTHENE® Liquid Membrane – 4 gal pail	1 pail	approx. 200 Linear ft/gal @ 1" wide x 90 mils.	44 lbs/pail	24 pails per pallet
PERM-A-BARRIER® WB Primer 1 – 5 gal pail	1 pail	250–350 ft ² /gal (6–8 m ² /L)	45 lbs/pail	32 pails per pallet
BITUTHENE® Primer B2 LVC – 5 gal pail	1 pail	325–425 ft ² /gal (7.5–10 m ² /L)	44 lbs/pail	48 pails per pallet

Physical Properties

	PERM-A-BARRIER® WALL MEMBRANE	TEST METHOD
Thickness	40mils (1 mm)	ASTM D3767 method A
Minimum tensile strength, membranes	400 psi (2.8 MPa)	ASTM D412 die C modified
Minimum tensile strength, film	5000 psi (34.5 MPa)	ASTM D412 die C modified

Minimum elongation, to failure of rubberized asphalt	200%	ASTM D412 die C modified
Pliability, at 180° bend over 1 in. (25 mm) mandrel	Pass at -25 °F (-32 °C)	ASTM D1970
Nail Sealability	Pass	ASTM D1970
Crack cycling, 1/8 in. (3.2 mm) at -25 °F (-32 °C)	Unaffected	ASTM C836
Minimum puncture resistance, membrane	40 lbs (178 N)	ASTM E154
Lap peel adhesion at minimum application temperature	4 lbs/in. width (700 N/m)	ASTM D1876 modified
Maximum permance to water vapor transmission	0.05 perms/(Pa.s.m ²) (2.9 ng)	ASTM E96 method B
Air permance of in-place membrane ¹	0.0002 cfm/ft ² (<0.001 L/s/m ²)	ASTM E2178
Assembly air permance at 1.57 psf (75 Pa) pressure difference ²	<0.0008 cfm/ft ² (<0.004 L/s/m ²)	ASTM E2357
Air permance of in-place membrane ³	No change in air permance value	ASTM E330
Water absorption (weight gain at 24 hours)	0.1%	ASTM D570
UV exposure limit	90 Days	

Footnote:

1. Air permance measured at a pressure differential of 1.57 psf (75 Pa).
2. Results below detectable limits of laboratory equipment.
3. Air permance measured at a pressure differential of 1/64 in. (68 Pa) Hg after wall being subjected to a negative 57/64 in. (3014 Pa) Hg pressure difference for 10 seconds.

gcpat.com | North America customer service: 1-866-333-3726

We hope the information here will be helpful. It is based on data and knowledge considered to be true and accurate and is offered for consideration, investigation and verification by the user, but we do not warrant the results to be obtained. Please read all statements, recommendations, and suggestions in conjunction with our conditions of sale, which apply to all goods supplied by us. No statement, recommendation or suggestion is intended for any use that would infringe any patent, copyright or other third-party right.

PERM-A-BARRIER and BITUTHENE are trademarks, which may be registered in the United States and/or other countries, of GCP Applied Technologies, Inc. This trademark list has been compiled using available published information as of the publication date and may not accurately reflect current trademark ownership or status.

© Copyright 2018 GCP Applied Technologies, Inc. All rights reserved.

GCP Applied Technologies Inc., 2325 Lakeview Parkway, Suite 400, Alpharetta, GA 30009, USA

GCP Canada, Inc., 294 Clements Road, West, Ajax, Ontario, Canada L1S 3C6

This document is only current as of the last updated date stated below and is valid only for use in the United States. It is important that you always refer to the currently available information at the URL below to provide the most current product information at the time of use. Additional literature such as Contractor Manuals, Technical Bulletins, Detail Drawings and detailing recommendations and other relevant documents are also available on www.gcpat.com. Information found on other websites must not be relied upon, as they may not be up-to-date or applicable to the conditions in your location and we do not accept any responsibility for their content. If there are any conflicts or if you need more information, please contact GCP Customer Service.

Last Updated: 2024-01-23

gcpat.com/solutions/products/perm-a-barrier-air-barrier-system/perm-a-barrier-wall-membrane

PERM-A-BARRIER® Adhesive Primer Data Sheet

[Contact an Air Barrier Specialist today](#)

Product Description

PERM-A-BARRIER® Adhesive Primer imparts an aggressive, high tack finish on the treated substrate. It is specifically designed to facilitate tenacious adhesion of PERM-A-BARRIER® self-adhered membranes to various substrates including plywood, oriented strand board (OSB), concrete masonry units (CMU) and glass faced wall boards.

Product Advantages

- Excellent adhesion—bonds to substrate and remains permanently pressure sensitive
- Aggressive tack—provides a tenacious bond to substrates such as plywood, OSB, CMU and glass faced wall boards
- Fast drying—increased flexibility for application schedule
- Fast and easy application—by brush or roller
- Low temperature—can be applied at 20 °F (–6 °C)
- VOC compliant—meets SCAQMD regulations

Use

PERM-A-BARRIER® Adhesive Primer can be used at 20 °F (–6 °C) or above.

Availability

PERM-A-BARRIER® Adhesive Primer is available in 5 gallon pails.

Installation

Safety, Storage and Handling Information

PERM-A-BARRIER® Adhesive Primer is flammable in the wet state. Material Safety Data Sheets (MSDS) are available and users should acquaint themselves with this information. Carefully read detailed precaution statements on product labels and the MSDS before use.

- The VOC (Volatile Organic Compound) content is 135 g/L EPA method 24.
- Best storage temperature is 40–80 °F (4–27 °C). Lower temperatures can cause increased viscosity of a temporary nature. Rotate stock on a “first in, first out” basis.
- When stored at recommended temperature in the original, unopened container, this product has a shelf life of 12 months from date of shipment.
- Do not apply on EPS/XPS insulation board.
- Use solvent resistant brushes and rollers.

- Keep work area well ventilated.
- Low flash point product. To minimize risk of fire, implement best practices to use only one open container per area.
- Keep away from open flame, sparks, and ignition sources.

Surface Preparation

All surfaces must be free from frost, dirt, grease, oil or other contaminants. Failure to remove excessive dust may result in compromised adhesion of the membrane to the building envelope.

Application

Apply PERM-A-BARRIER® Adhesive Primer in dry weather with ambient and substrate temperatures above 20 °F (-6 °C). Surface must be dry and clean. PERM-A-BARRIER® Adhesive Primer can be applied by brush or roller. Typical brushes and rollers designed for use with latex paints may be used. Only prime areas in which the membrane can be applied the same day.

Coverage

Approximately 250–300 ft²/gal (23–28 m²/L) on glass-mat faced gypsum sheathing such as DensGlass®Gold. Coverage rates may vary depending on substrate type, brand and roughness. Lower coverage per gallon will result in lower permeability. Do not apply more than one coat. For technical assistance, please contact your local GCP Representative.

Drying

Allow PERM-A-BARRIER® Adhesive Primer to dry until surface becomes tacky. Drying times may vary depending on temperature and humidity conditions. The product is packaged “ready to use.” Do not use any substance to thin this product. Apply membrane after primer is dried but surface is still tacky. Do not over prime or do not apply multiple coats.

Cleanup

Wet PERM-A-BARRIER® Adhesive Primer may be removed using mineral spirits. For dry adhesive, citrus based cleaners may be used.

gcpat.com | North America Customer Service: +1 (877) 423 6491

We hope the information here will be helpful. It is based on data and knowledge considered to be true and accurate, and is offered for consideration, investigation and verification by the user, but we do not warrant the results to be obtained. Please read all statements, recommendations, and suggestions in conjunction with our conditions of sale, which apply to all goods supplied by us. No statement, recommendation, or suggestion is intended for any use that would infringe any patent, copyright, or other third party right.

PERM-A-BARRIER is a trademark, which may be registered in the United States and/or other countries, of GCP Applied Technologies Inc. DensGlass Gold is a registered trademark of Georgia-Pacific Corporation. This trademark list has been compiled using available published information as of the publication date and may not accurately reflect current trademark ownership or status.

© Copyright 2018 GCP Applied Technologies Inc. All rights reserved.

GCP Applied Technologies Inc., 2325 Lakeview Parkway, Suite 400, Alpharetta, GA 30009, USA

GCP Canada, Inc., 294 Clements Road, West, Ajax, Ontario, Canada L1S 3C6

This document is only current as of the last updated date stated below and is valid only for use in the United States. It is important that you always refer to the currently available information at the URL below to provide the most current product information at the time of use. Additional literature such as Contractor Manuals, Technical Bulletins, Detail Drawings and detailing recommendations and other relevant documents are also available on www.gcpat.com. Information found on other websites must not be relied upon, as they may not be up-to-date or applicable to the conditions in your location and we do not accept any responsibility for their content. If there are any conflicts or if you need more information, please contact GCP Customer Service.

Last Updated: 2023-04-25

gcpat.com/solutions/products/perm-a-barrier-air-barrier-system/perm-a-barrier-adhesive-primer

PERM-A-BARRIER® WB Primer Data Sheet

Water-based primer for use with Perm-A-Barrier Flashings, Detail Membrane and Wall Membrane

Product Description

PERM-A-BARRIER® WB Primer is a water-based primer which imparts an aggressive, high tack finish on the treated substrate. It is specifically designed to facilitate tenacious adhesion of PERM-A-BARRIER® Flashings, PERM-A-BARRIER® Detail Membrane and PERM-A-BARRIER® Wall Membrane to various substrate including glass-mat faced gypsum sheathing. Refer to Technical Letter 2, Substrate Preparation for Application of PERM-A-BARRIER® Products to Glass-Mat Faced Gypsum Sheathing for priming requirements on specific glass-mat faced sheathing products.

Product Advantages

- **Excellent adhesion**—bonds to substrate and binds dust
- **Aggressive tack**—provides a tenacious bond to difficult substrates such as DensGlass Gold and other glass faced wall boards
- **Fast drying**—increased flexibility for application schedule
- **Fast and easy application**—by brush or roller
- **VOC compliant**—water-based, contains no hazardous or flammable solvents
- **Low odor**—no noxious fumes

Use

PERM-A-BARRIER® WB Primer can be used at 25 °F (-4 °C) or above. It will freeze at 21 °F (-7 °C) and can no longer be used after it freezes.

Availability

PERM-A-BARRIER® WB Primer is available in 1 gallon jugs and 5 gallon plastic pails.

Installation

Safety, Storage and Handling Information

PERM-A-BARRIER® WB Primer is nonflammable. SDS (Safety Data Sheet) are available at gcpat.com and users should acquaint themselves with this information. Carefully read detailed precaution statements on product labels and the SDS before use.

Store above freezing 32 °F (0 °C).

The VOC (Volatile Organic Compound) content is 10 g/L and it meets the U.S. EPA Volatile Organic Compound Emission Standard for Architectural Coatings.

Architectural and industrial maintenance regulations limit the VOC content in products classified as architectural coatings. Refer to Technical Letters at gcpat.com for the most current list of allowable limits.

Application

Apply primer in dry weather with ambient and substrate temperatures above 25 °F (-4 °C). Surface must be dry and clean.

Surface Preparation

All surfaces must be free from frost, dirt, grease, oil or other contaminants. Failure to remove excessive dust may result in compromised adhesion of the membrane.

In cooler or humid conditions, priming may be done in advance. If primed surface is exposed for more than 7 days, or if significant dust or dirt accumulates on the surface, re-prime with a thin coat of PERM-A-BARRIER® WB Primer.

Roller Technique

Synthetic, 1/2 in. (13 mm), nap rollers have been found to be very successful for the application of PERM-A-BARRIER® WB Primer. A moderately thick coating should be applied and rolled out evenly (see coverage below). A properly applied coating will have uniform coverage and leave a tacky finish to the surface when dry.

Coverage

250–350 ft² /gal (6.0–8.0 m² /L)

Drying Time

To be effective, the PERM-A-BARRIER® WB Primer needs to fully dry. Drying time of the material is dependent upon many factors including temperature, humidity, wind, sunlight and coverage rate. The drying time could vary from as little as 15 min. (warm and windy) to 3 hours (cold and no wind), depending upon the weather condition. The following are guidelines for dry time at various temperatures:

- 90 °F (32 °C) or greater: 45 min.–1 hr
- 50 °F (10 °C) to 90 °F (32 °C): 1–3 hrs
- Less than 50 °F (10 °C): 3 hrs +

The product is packaged “ready to use.” Do not use any substance to thin this product.

gcpat.com | North America Customer Service: +1 (877) 423 6491

We hope the information here will be helpful. It is based on data and knowledge considered to be true and accurate, and is offered for consideration, investigation and verification by the user, but we do not warrant the results to be obtained. Please read all statements, recommendations, and suggestions in conjunction with our conditions of sale, which apply to all goods supplied by us. No statement, recommendation, or suggestion is intended for any use that would infringe any patent, copyright, or other third party right.

PERM-A-BARRIER is a trademark, which may be registered in the United States and/or other countries, of GCP Applied Technologies Inc. This trademark list has been compiled using available published information as of the publication date and may not accurately reflect current trademark ownership or status.

© Copyright 2018 GCP Applied Technologies Inc. All rights reserved.

GCP Applied Technologies Inc., 2325 Lakeview Parkway, Suite 400, Alpharetta, GA 30009, USA

GCP Canada, Inc., 294 Clements Road, West, Ajax, Ontario, Canada L1S 3C6

This document is only current as of the last updated date stated below and is valid only for use in the United States. It is important that you always refer to the currently available information at the URL below to provide the most current product information at the time of use. Additional literature such as Contractor Manuals, Technical Bulletins, Detail Drawings and detailing recommendations and other relevant documents are also available on www.gcpat.com. Information found on other websites must not be relied upon, as they may not be up-to-date or applicable to the conditions in your location and we do not accept any responsibility for their content. If there are any conflicts or if you need more information, please contact GCP Customer Service.

Last Updated: 2023-04-25

gcpat.com/solutions/products/perm-a-barrier-air-barrier-system/perm-a-barrier-wb-primer

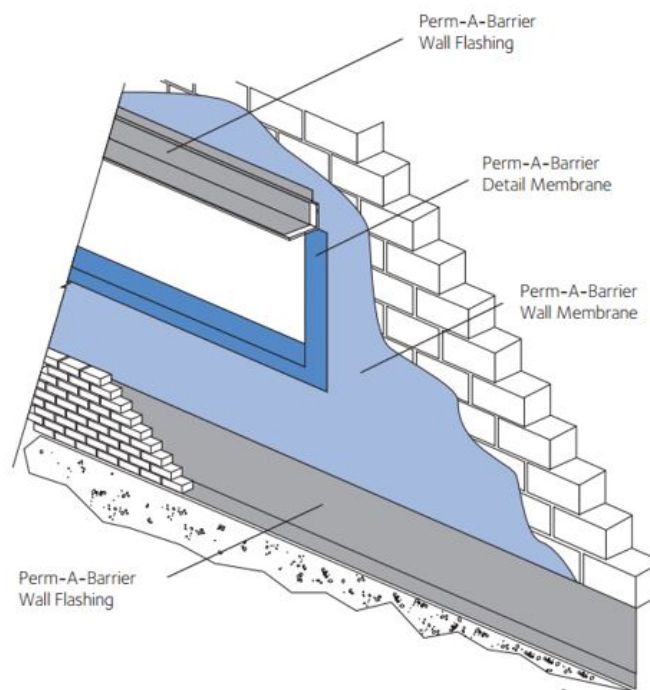
PERM-A-BARRIER® Detail Membrane Data Sheet

Self-adhesive, rubberized asphalt/polyethylene detail membrane for air and vapor barrier applications

Product Description

PERM-A-BARRIER® Detail Membrane is ideal for protecting and sealing critical areas of the building superstructure from the damaging effects of the elements. By minimizing air and water vapor flow through the building exterior at transition areas, PERM-A-BARRIER® Detail Membrane:

- Seals transition and detail areas to provide a continuous air barrier
- Prevents premature deterioration of the building envelope



Product Advantages

- Fully bonded - transmits wind loads directly to the substrate
- Waterproof and impermeable to moisture - impermeable to the passage of liquid water and water vapor
- Air tight - exceeds CCMC requirements for air barrier membranes, complies with Massachusetts State Energy Code
- Cross laminated film - provides dimensional stability, high tear strength, puncture and impact resistance
- Cold applied - no flame hazard; self-adhesive overlaps ensure continuity
- Flexible - accommodates minor settlement and shrinkage movement

- **Controlled thickness** – factory made sheet ensures constant, non-variable site application
- **Aggressive, conformable adhesive** – allows self-sealing around mechanical fasteners
- **Wide application window** – PERM-A-BARRIER® Detail Membrane surface and ambient temperatures at 25 °F (-4 °C) and above

System Components

- **PERM-A-BARRIER® Detail Membrane** – fully adhered flashing for protecting and sealing critical detail areas
- **PERM-A-BARRIER® WB Primer** – high tack, water-based primer for use with PERM-A-BARRIER® Detail Membrane on cementitious and exterior gypsum wallboards
- **BITUTHENE® Primer B2 LVC** – low VOC primer used to prime green concrete or damp surfaces
- **PERM-A-BARRIER® Universal Flashing & Sealant** – one part moisture curing, STPE sealant for sealing penetrations, terminations, brick ties, final terminations & flashing application.
- **BITUTHENE® Mastic Trowel Grade** – rubberized asphalt mastic for sealing patches, terminations, brick ties, etc.
- **BITUTHENE® Liquid Membrane** – two component, trowel grade, asphalt modified urethane for sealing patches, terminations, brick ties, etc.

Installation

Safety

PERM-A-BARRIER® products must be handled properly. Vapors from the mastic and solvent-based primer are harmful and flammable. For these products, the best available information on safe handling, storage, personal protection, health and environmental considerations has been gathered. Refer to product label and SDS (Safety Data Sheet) before use. All users should acquaint themselves with this information prior to working with the material. Carefully read detailed precaution statements on the product labels and SDS before use. SDSs can be obtained from our web site at gcpat.com or by contacting us toll free at 866-333-3SBM (3726).

Surface Preparation

Surface must be smooth, clean, dry and free of voids, spalled areas, loose aggregate, loose nails, sharp protrusions or other matter that will hinder the adhesion or regularity of the wall membrane installation. Clean loose dust or dirt from the surface to which the detail membrane is to be applied by wiping with a clean, dry cloth or brush.

If the substrate is damp, allow to dry or use BITUTHENE®Primer B2 LVC to prepare the area to receive the membrane. DO NOT apply any primer to PERM-A-BARRIER® Detail Membrane.

Temperature

PERM-A-BARRIER® Detail Membrane may only be applied in dry weather when air and surface temperatures are above 25 °F (-4 °C).

Application

Priming - PERM-A-BARRIER® Primer®Plus and PERM-A-BARRIER® WB Primer are water-based primers which impart an aggressive, high tack finish on the treated substrate. They are packaged ready to use and are specifically designed to facilitate tenacious adhesion of PERM-A-BARRIER® Detail Membrane to various substrates including glass-mat faced gypsum sheathing. Refer to Technical Letter 2, *Substrate Preparation for Application of PERM-A-BARRIER® Products to Glass-Mat Faced Gypsum Sheathing* for priming requirements on specific glass-mat faced sheathing products.

Detail Membrane Application - Pre-cut PERM-A-BARRIER® Detail Membrane to easily handled lengths. Peel release paper from roll to expose rubberized asphalt and carefully position tape against substrate. Press firmly into place with a steel hand roller or the back of a utility knife as soon as possible, fully adhering the tape to the substrate to prevent water from migrating under the PERM-A-BARRIER® Detail Membrane. Overlap adjacent pieces 2 in. (51 mm) and roll overlap with a steel hand roller.

When applying PERM-A-BARRIER® Detail Membrane to PERM-A-BARRIER® Wall Membranes and PERM-A-BARRIER® Wall Flashing - Apply a bead of Universal Flashing & Sealant, BITUTHENE®Mastic or BITUTHENE®Liquid Membrane along top edges, cuts, penetrations, all laps and seams on horizontal surfaces (e.g. sill plates), critical areas and as shown in GCP detail drawings, and trowel into place.

When applying PERM-A-BARRIER® Detail Membrane to PERM-A-BARRIER® Liquid, PERM-A-BARRIER® VP, PERM-A-BARRIER® VP Low Temp or PERM-A-BARRIER® VPO - Apply a bead of Universal Flashing & Sealant or BITUTHENE®Liquid Membrane along top edges, cuts, penetrations, all laps and seams on horizontal surfaces (e.g. sill plates), critical areas and as shown in GCP detail drawings, and trowel into place. If PERM-A-BARRIER® Liquid is more than 7 days old, priming may be necessary. Refer to Technical Letter 11 for more information.

No reglet is necessary when installing PERM-A-BARRIER® Detail Membrane to vertical surfaces. Complete installation instructions and details are available upon request.

If wrinkles develop, carefully cut out affected area and replace in similar procedure outlined above. The repair piece must be pressed into place with a hand roller as soon as possible to ensure continuous and intimate contact with the substrate.

All non water shedding edges must be sealed with Universal Flashing & Sealant, BITUTHENE®Liquid Membrane or BITUTHENE®Mastic.

Membrane Protection

PERM-A-BARRIER® Detail Membrane must be protected from damage by other trades or construction materials.

Storage and Handling Information

All materials must be protected from rain and physical damage. Pallets of PERM-A-BARRIER® Wall Membrane must not be double stacked on the job site. Provide cover on top and all sides, allowing for adequate ventilation. Store membrane where temperatures will not exceed 90 °F (32 °C) for extended periods. All products must be stored in a dry area away from high heat, flames or sparks. Store only as much material at point of use as is required for each day's work.

Limitations

PERM-A-BARRIER® Membrane systems must not be applied in areas where they will be permanently exposed to UV light and must be covered within a reasonable amount of time, not to exceed 60 days. Refer to Technical Letter 19, *Exposure Guidelines for PERM-A-BARRIER® Self-Adhered Membranes*.

PERM-A-BARRIER® Detail Membrane and all other PERM-A-BARRIER® self-adhered membranes should not be applied over Universal Flashing & Sealant.

Warranty

PERM-A-BARRIER® products are warranted to be free of defects in manufacture for a period of 5 years. Material will be provided at no charge to replace any defective product.

Technical Service

Support is provided by full-time technically trained GCP field sales representatives and technical service personnel, backed by a central research and development technical services staff.

Supply

	UNIT OF SALE	APPROXIMATE COVERAGE	WEIGHT	PALLETIZATION
PERM-A-BARRIER® Detail Membrane				
6 in. (152 mm)	6 rolls	75 linear ft per roll	11 lbs/roll	25 cartons (150 rolls) per pallet
9 in. (225 mm)	4 rolls	75 linear ft per roll	16 lbs/roll	25 cartons (100 rolls) per pallet
12 in. (305 mm)	3 rolls	75 linear ft per roll	22 lbs/roll	25 cartons (75 rolls) per pallet
BITUTHENE® Mastic – 5 gal pail				
1 pail		approx. 120 ft ² at 60 mils	54 lbs/pail	36 pails per pallet
BITUTHENE® Mastic – 30 oz tube				
12 tubes		approx. 30 linear ft x 1/4 in. bead	32 lbs/carton	72 cartons (864 tubes) per pallet
PERM-A-BARRIER® Universal Flashing & Sealant – 29 oz. Cartridge				
1 cartridge		approx. 30 linear ft x 1/4 1/4 in. bead	29 oz. cartridge	10 cartridges/ carton 42 cartons/ pallet
BITUTHENE® Liquid Membrane – 1.5 gal pail				
1 pail		approx. 200 Linear ft/gal @ 1" wide x 90 mils.	16 lbs/pail	100 pails per pallet
BITUTHENE® Liquid Membrane – 4 gal pail				
1 pail		approx. 200 Linear ft/gal @ 1" wide x 90 mils.	44 lbs/pail	24 pails per pallet
PERM-A-BARRIER® WB Primer – 5 gal pail				
1 pail		250–350 ft ² /gal (6–8 m ² /L)	45 lbs	32 pails per pallet

BITUTHENE® Primer B2 LVC – 5 1 pail
gal pail

325–425 ft²/gal (7.5–10
m²/L)

44 lbs/pail

48 pails per pallet

Physical Properties

	PERM-A-BARRIER® DETAIL MEMBRANE	TEST METHOD
Thickness	3/64 in. (1 mm)	ASTM D3767 method A
Minimum tensile strength, membranes	400 psi (2.8 MPa)	ASTM D412 die C modified
Minimum tensile strength, film	5000 psi (34.5 MPa)	ASTM D412 die C modified
Minimum elongation, to failure of rubberized asphalt	200%	ASTM D412 die C modified
Pliability, at 180° bend over 1 in. (25 mm) mandre	Pass at –25 °F (–32 °C)	ASTM D1970
Crack cycling, 1/8 in. (3.2 mm) at –25 °F (–32 °C)	Unaffected	ASTM C836
Minimum puncture resistance, membrane	40 lbs (178 N)	ASTM E154
Lap peel adhesion at minimum application temperature	4 lbs/in. (700 N/m width)	ASTM D1876 modified
Maximum permeance to water vapor transmission	0.05 perms/(Pa.s.m ²) (2.9 ng)	ASTM E96 method B
Air permeance ¹	0.0002 cf/min/ft ² (<0.001 L/s/m ²)	ASTM E2178
Air permeance of in-place membrane ²	No change in air permeance value	ASTM E330
Water absorption (weight gain at 24 hours)	0.1%	ASTM D570

Footnote:

1. Air permeance measured at a pressure differential of 1/64 in. (68 Pa) Hg.
2. Air permeance measured at a pressure differential of 1/64 in. (68 Pa) Hg after wall being subjected to a negative 57/64 in. (3014 Pa) Hg pressure difference for 10 seconds.

gcpat.com | North America Customer Service: +1 (877) 423 6491

We hope the information here will be helpful. It is based on data and knowledge considered to be true and accurate and is offered for consideration, investigation and verification by the user, but we do not warrant the results to be obtained. Please read all statements, recommendations and suggestions in conjunction with our conditions of sale, which apply to all goods supplied by us. No statement, recommendation or suggestion is intended for any use that would infringe any patent, copyright or other third-party right.

BITUTHENE and PERM-A-BARRIER are trademarks, which may be registered in the United States and/or other countries, of GCP Applied Technologies, Inc. This trademark list has been compiled using available published information as of the publication date and may not accurately reflect current trademark ownership or status.

© Copyright 2018 GCP Applied Technologies, Inc. All rights reserved.

GCP Applied Technologies Inc., 2325 Lakeview Parkway, Suite 400, Alpharetta, GA 30009, USA

GCP Canada, Inc., 294 Clements Road, West, Ajax, Ontario, Canada L1S 3C6

This document is only current as of the last updated date stated below and is valid only for use in the United States. It is important that you always refer to the currently available information at the URL below to provide the most current product information at the time of use. Additional literature such as Contractor Manuals, Technical Bulletins, Detail Drawings and detailing recommendations and other relevant documents are also available on www.gcpat.com. Information found on other websites must not be relied upon, as they may not be up-to-date or applicable to the conditions in your location and we do not accept any responsibility for their content. If there are any conflicts or if you need more information, please contact GCP Customer Service.

Last Updated: 2023-04-25

gcpat.com/solutions/products/perm-a-barrier-air-barrier-system/perm-a-barrier-detail-membrane

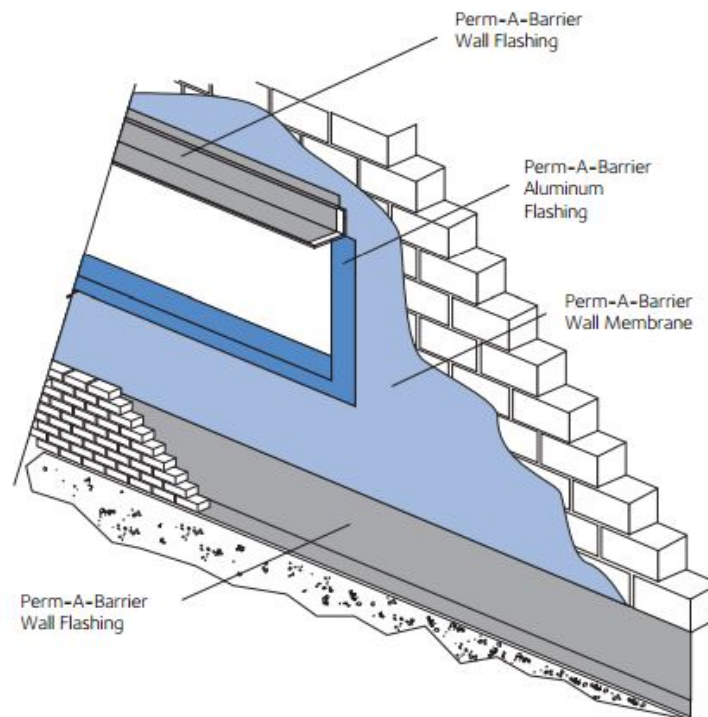
PERM-A-BARRIER® Aluminum Flashing Data Sheet

Self-adhesive, rubberized asphalt/polyethylene detail membrane for air and vapor barrier applications

Product Description

PERM-A-BARRIER® Aluminum Flashing is ideal for protecting and sealing critical areas of the building superstructure from the damaging effects of the elements. By minimizing air and water vapor flow through the building exterior at transition areas, PERM-A-BARRIER® Aluminum Flashing:

- Seals transition and detail areas to provide a continuous air barrier
- Prevents premature deterioration of the building envelope



Product Advantages

- Fully bonded - transmits wind loads directly to the substrate
- Waterproof and impermeable to moisture - impermeable to the passage of liquid water and water vapor
- Aluminum faced film - provides extended UV exposure, improved sealant adhesion to film, dimensional stability, high tear strength, puncture and impact resistance
- Cold applied - no flame hazard; self-adhesive overlaps ensure continuity
- Flexible - accommodates minor settlement and shrinkage movement

- **Controlled thickness** – factory made sheet ensures constant, non-variable site application
- **Aggressive, conformable adhesive** – allows self-sealing around mechanical fasteners
- **Wide application window** – PERM-A-BARRIER® Aluminum Flashing surface and ambient temperatures at 25 °F (-4 °C) and above

System Components

- **PERM-A-BARRIER® Aluminum Flashing** – Aluminum faced fully adhered flashing for protecting and sealing critical detail areas
- **PERM-A-BARRIER® WB Primer** – high tack, water-based primer for use with PERM-A-BARRIER® Aluminum Flashing on cementitious and exterior gypsum wallboards
- **BITUTHENE® Primer B2 LVC** – low VOC solvent-based primer for green concrete or damp surfaces
- **PERM-A-BARRIER® Universal Flashing & Sealant** – one part moisture curing, STPE sealant for sealing penetrations, terminations, brick ties, final terminations & flashing application.
- **BITUTHENE® Mastic Trowel Grade** – rubberized asphalt mastic for sealing patches, terminations, brick ties, etc.
- **BITUTHENE® Liquid Membrane** – two component, trowel grade, asphalt modified urethane for sealing patches, terminations, brick ties, etc.

Installation

Safety

PERM-A-BARRIER® products must be handled properly. Vapors from the mastic and solvent-based primer are harmful and flammable. For these products, the best available information on safe handling, storage, personal protection, health and environmental considerations has been gathered. Refer to product label and SDS (Safety Data Sheet) before use. All users should acquaint themselves with this information prior to working with the material. Carefully read detailed precaution statements on the product labels and SDS before use. SDSs can be obtained from our web site at gcpat.com or by contacting us toll free at 866-333-3SBM (3726).

Surface Preparation

Surface must be smooth, clean, dry and free of voids, spalled areas, loose aggregate, loose nails, sharp protrusions or other matter that will hinder the adhesion or regularity of the wall membrane installation. Clean loose dust or dirt from the surface to which the detail membrane is to be applied by wiping with a clean, dry cloth or brush.

If the substrate is damp, allow to dry or use BITUTHENE®Primer B2 LVC to prepare the area to receive the membrane. DO NOT apply any primer to PERM-A-BARRIER® Aluminum Flashing.

Temperature

PERM-A-BARRIER® Aluminum Flashing may only be applied in dry weather when air and surface temperatures are above 25 °F (-4 °C).

Application

Priming – PERM-A-BARRIER® WB Primer is a water-based primer which imparts an aggressive, high tack finish on the treated substrate. They are packaged ready to use and are specifically designed to facilitate tenacious adhesion of PERM-A-BARRIER® Aluminum Flashing to various substrates including glass-mat faced gypsum sheathing. Refer to Technical Letter 2, *Substrate Preparation for Application of PERM-A-BARRIER® Products to Glass-Mat Faced Gypsum Sheathing* for priming requirements on specific glass-mat faced sheathing products.

Aluminum Flashing Application – Pre-cut PERM-A-BARRIER® Aluminum Flashing to easily handled lengths. Peel release paper from roll to expose rubberized asphalt and carefully position tape against substrate. Press firmly into place with a steel hand roller or the back of a utility knife as soon as possible, fully adhering the tape to the substrate to prevent water from migrating under the PERM-A-BARRIER® Aluminum Flashing. Overlap adjacent pieces 2 in. (51 mm) and roll overlap with a smooth seam roller.

When applying Aluminum Flashing to PERM-A-BARRIER® Wall Membranes and Wall Flashing – Apply a bead of Universal Flashing & Sealant, BITUTHENE®Mastic or BITUTHENE®Liquid Membrane along all top edges, cuts, penetrations and as shown in GCP detail drawings, and trowel into place.

When applying Aluminum Flashing to PERM-A-BARRIER® Liquid, PERM-A-BARRIER® VP, PERM-A-BARRIER® VP Low Temp or PERM-A-BARRIER® VPO – Apply a bead of Universal Flashing & Sealant or BITUTHENE®Liquid Membrane along all top edges, cuts, penetrations and as shown in detail drawings, and trowel into place. If PERM-A-BARRIER® Liquid is more than 7 days old, priming may be necessary. Refer to Technical Letter 11 for more information.

Complete installation instructions and details are available upon request.

If wrinkles develop, carefully cut out affected area and replace in similar procedure outlined above. The repair piece must be pressed into place with a hand roller as soon as possible to ensure continuous and intimate contact with the substrate.

All non water shedding edges must be sealed with Universal Flashing & Sealant, BITUTHENE®Liquid Membrane or BITUTHENE®Mastic.

Membrane Protection

PERM-A-BARRIER® Aluminum Flashing must be protected from damage by other trades or construction materials.

Storage and Handling Information

All materials must be protected from rain and physical damage. Pallets of PERM-A-BARRIER® Aluminum Flashing must not be double stacked on the job site. Provide cover on top and all sides, allowing for adequate ventilation. Store membrane where temperatures will not exceed 90°F (32°C) for extended periods. All products must be stored in a dry area away from high heat, flames or sparks. Store only as much material at point of use as is required for each day's work.

Limitations

PERM-A-BARRIER® Aluminum Flashing must not be applied in areas where it will be exposed to direct sunlight permanently, and must be covered within 1 year. Refer to Technical Letter 19, *Exposure Guidelines for PERM-A-BARRIER® Self-Adhered Membranes*.

PERM-A-BARRIER® Aluminum Flashing and all other PERM-A-BARRIER® self-adhered membranes should not be applied over Universal Flashing & Sealant.

Warranty

PERM-A-BARRIER® products are warranted to be free of defects in manufacture for a period of 5 years. Material will be provided at no charge to replace any defective product.

Technical Service

Support is provided by full-time technically trained GCP field sales representatives and technical service personnel, backed by a central research and development technical services staff.

Physical Properties

Available in 4", 6", 9", 12" & 18" width

PROPERTY	TYPICAL VALUE	TEST METHOD
Thickness	0.040 in. (1.0 mm)	ASTM D3767 method A
Minimum tensile strength, membranes	600 psi	ASTM D412 die C modified
Minimum tensile strength, film	4000 psi	ASTM D412 die C modified
Minimum elongation, to failure of rubberized asphalt	200%	ASTM D412 die C modified
Pliability, at 180° bend over 1 in. (25 mm) mandrel	Pass at -15 °F (-26 °C)	ASTM D1970
Crack cycling, 1/8in. (3.2 mm) at -25 °F (-32 °C)	Unaffected	ASTM C836
Minimum puncture resistance, membrane	80 lbs (355 N)	ASTM E154
Water absorption	0.1%	ASTM D570

gcpat.com | North America customer service: 1-866-333-3726

We hope the information here will be helpful. It is based on data and knowledge considered to be true and accurate, and is offered for consideration, investigation and verification by the user, but we do not warrant the results to be obtained. Please read all statements, recommendations, and suggestions in conjunction with our conditions of sale, which apply to all goods supplied by us. No statement, recommendation, or suggestion is intended for any use that would infringe any patent, copyright, or other third party right.

BITUTHENE and PERM-A-BARRIER are trademarks, which may be registered in the United States and/or other countries, of GCP Applied Technologies Inc. This trademark list has been compiled using available published information as of the publication date and may not accurately reflect current trademark ownership or status.

© Copyright 2018 GCP Applied Technologies Inc. All rights reserved.

GCP Applied Technologies Inc., 2325 Lakeview Parkway, Suite 400, Alpharetta, GA 30009, USA

GCP Canada, Inc., 294 Clements Road, West, Ajax, Ontario, Canada L1S 3C6

This document is only current as of the last updated date stated below and is valid only for use in the United States. It is important that you always refer to the currently available information at the URL below to provide the most current product information at the time of use. Additional literature such as Contractor Manuals, Technical Bulletins, Detail Drawings and detailing recommendations and other relevant documents are also available on www.gcpat.com. Information found on other websites must not be relied upon, as they may not be up-to-date or applicable to the conditions in your location and we do not accept any responsibility for their content. If there are any conflicts or if you need more information, please contact GCP Customer Service.

Last Updated: 2023-06-28

gcpat.com/solutions/products/perm-a-barrier-air-barrier-system/perm-a-barrier-aluminum-flashing

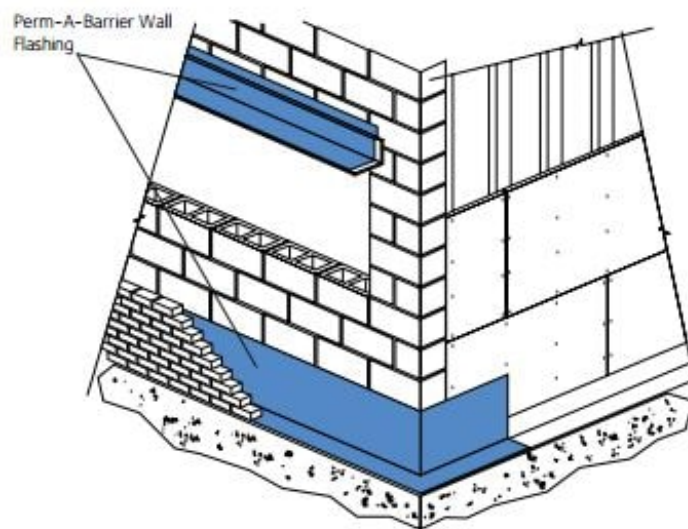
PERM-A-BARRIER® Wall Flashing Data Sheet

Self-adhesive, rubberized asphalt/polyethylene through-wall flashing for cavity wall applications

Product Description

PERM-A-BARRIER® wall membranes are ideal for protecting the building superstructure from the damaging effects of the elements. By minimizing air and water vapor flow through the building exterior, PERM-A-BARRIER® wall membranes:

- Prevent premature deterioration of the building envelope
- Enhance thermal performance of the structure and save energy costs
- Improve comfort for the building occupant



Product Advantages

- Fully bonded—continuous adhesion to the substrate resists wind loads and prevents water tracking behind the tape
- Waterproof and impermeable to moisture—impermeable to the passage of liquid water and water vapor
- Cross laminated film—provides dimensional stability, high tear strength, puncture and impact resistance
- Cold applied—no flame hazard; self-adhesive overlaps ensure continuity
- Flexible—accommodates minor settlement and shrinkage movement
- Controlled thickness—factory made sheet ensures constant, non-variable site application
- Aggressive, conformable adhesive—creates 100% watertight laps and allows self-sealing around mechanical fasteners

- **Unique green color and logo**—highly differentiated on the job site from other flashing types and enables easy identification of damage
- **RIPCORD® Split Release on Demand**—faster application in the straight-aways, ease of membrane positioning in detailed areas
- **Foldless release paper**—fewer edge catches, 180° pull-back, ease of membrane cutting (single cuts) and membrane positioning, quicker one-man installs

System Components

- **PERM-A-BARRIER® Wall Flashing**— 40 mil (1 mm) total thickness self-adhesive, cold applied tape consisting of 32 mils (0.8 mm) of rubberized asphalt integrally bonded to a 8 mil (0.2 mm) high density, cross laminated polyethylene film. The rolls are interwound with disposable silicone-coated release sheet
- **PERM-A-BARRIER® Primer Plus**— water-based vapor permeable primer used to facilitate tenacious adhesion of PERM-A-BARRIER® self-adhered membranes to the substrate
- **PERM-A-BARRIER® WB Primer**— high tack, water-based primer for use with PERM-A-BARRIER® Wall Flashing on cementitious and exterior gypsum wallboards
- **BITUTHENE® Primer B2 LVC**— low VOC solvent-based primer for green concrete or damp surfaces
- **PERM-A-BARRIER® Universal Flashing & Sealant** - one part moisture curing, STPE sealant for sealing penetrations, terminations, brick ties, final terminations & flashing application.
- **BITUTHENE® Mastic Trowel Grade**— rubberized asphalt mastic for sealing patches, terminations, brick ties, etc.
- **BITUTHENE® Liquid Membrane**— two component, trowel grade, asphalt modified urethane for sealing patches, terminations, brick ties, etc.

Installation

Safety

PERM-A-BARRIER® products must be handled properly. Vapors from the mastic and solvent-based primer are harmful and flammable. For these products, the best available information on safe handling, storage, personal protection, health and environmental considerations has been gathered. Refer to product label and SDS (Safety Data Sheet) before use. All users should acquaint themselves with this information prior to working with the material. Carefully read detailed precaution statements on the product labels and SDS before use. SDS can be obtained from our web site at gcpat.com or by contacting us toll free at 866-333-3SBM (3726).

Preparatory Work

Apply PERM-A-BARRIER® Wall Flashing and accessories only in fair weather when air and surface temperatures are above 25 °F (-4 °C).

Wherever wall flashing is to be applied, the surface must be smooth, clean, dry and free of voids, spalled areas, loose substrate, loose nails, sharp protrusions or other matter that will hinder the adhesion or uniformity of the wall flashing installation. Clean loose dust or dirt from the surface by wiping with a clean dry cloth or a brush.

Conditioning and Priming

Apply PERM-A-BARRIER® Primer Plus by air spray, brush or roller or apply PERM-A-BARRIER® WB Primer by brush or roller. Allow the primer to dry completely before application of the flashing. Drying times may vary depending upon temperature and humidity conditions. Refer to PERM-A-BARRIER® Primer Plus and PERM-A-BARRIER® WB Primer product data sheet for installation recommendations and Technical Letter 2, Substrate Preparation for Application of PERM-A-BARRIER® Products to Glass-Mat Faced Gypsum Sheathing for priming requirements on specific glass-mat faced sheathing products.

Flashing Application

Pre-cut PERM-A-BARRIER® Wall Flashing to easily handled lengths. Peel release paper from roll to expose rubberized asphalt and carefully position flashing against substrate. RIPCORDER®, a Split Release on Demand feature embedded in the membrane, also makes PERM-A-BARRIER® Wall Flashing easy to position in detailed areas. Press firmly into place with a steel hand roller or the back of a utility knife as soon as possible, fully adhering the flashing to the substrate to prevent water from migrating under the PERM-A-BARRIER® Wall Flashing. Form end dams at horizontal flashing terminations to prevent water entry. Overlap adjacent pieces 2 in. (51 mm) and roll overlap with a steel hand roller. Apply a bead of Universal Flashing & Sealant along all laps, seams, top edges, cuts, penetrations and trowel into place.

When applying PERM-A-BARRIER® Wall Flashing to PERM-A-BARRIER® Liquid, VP, VP LT or VPO, apply a bead of Universal Flashing & Sealant or BITUTHENE® Liquid Membrane along all laps, seams, top edges, cuts, penetrations and as shown in GCP detail drawings, and trowel into place. If PERM-A-BARRIER® Liquid is more than 7 days old, priming may be necessary. Refer to Technical Letter 11 for more information. Lay or trim edges of PERM-A-BARRIER® Wall Flashing 1/2 in. (13 mm) back from the face of the masonry. No reglet is necessary when installing PERM-A-BARRIER® Wall Flashing to vertical surfaces. Complete installation instructions and details are available upon request.

If wrinkles develop, carefully cut out affected area and replace in similar procedure outlined above. The repair piece must be pressed into place with a hand roller as soon as possible to ensure continuous and intimate contact with the substrate.

All non water shedding edges must be sealed with Universal Flashing & Sealant, BITUTHENE® Liquid Membrane or BITUTHENE® Mastic.

Protection—PERM-A-BARRIER® Wall Flashing must be protected from damage from other trades or construction materials.

Storage and Handling Information

All materials must be protected from rain and physical damage. Pallets of PERM-A-BARRIER® Aluminum Flashing must not be double stacked on the job site. Provide cover on top and all sides, allowing for adequate ventilation. Store membrane where temperatures will not exceed 90 °F (32 °C) for extended periods. All products must be stored in a dry area away from high heat, flames or sparks. Store only as much material at point of use as is required for each day's work.

Supply

	UNIT OF SALE	APPROXIMATE COVERAGE	WEIGHT	PALLETIZATION
PERM-A-BARRIER® Wall				
Flashing				
12 in. (305 mm)	3 rolls	75 linear ft per roll	22.5 lbs/roll	25 cartons (75 rolls) per pallet
18 in. (457 mm)	2 rolls	75 linear ft per roll	33.7 lbs/roll	25 cartons (50 rolls) per pallet
24 in. (610 mm)	1 roll	75 linear ft per roll	49.7 lbs/roll	35 cartons (35 rolls) per pallet
36 in. (914 mm)	1 roll	75 linear ft per roll	67.7 lbs/roll	25 cartons (25 rolls) per pallet
BITUTHENE® Mastic—5 gal pail	1 pail	approx. 120 ft ² at 60 mils	54 lbs/pail	36 pails per pallet
BITUTHENE® Mastic—30 oz tube	12 tubes	approx. 30 linear ft x 1/4 in. bead	32 lbs/carton	72 cartons (864 tubes) per pallet
PERM-A-BARRIER® Universal Flashing & Sealant—29 oz. Cartridge	1 cartridge	approx. 30 linear ft x 1/4 in. bead	29 oz. cartridge	10 cartridges/ carton 42 cartons/ pallet
BITUTHENE® Liquid Membrane—1.5 gal pail	1 pail	approx. 200 Linear ft/gal @ 1" wide x 90 mils.	16 lbs/pail	100 pails per pallet
BITUTHENE® Liquid Membrane—4 gal pail	1 pail	approx. 200 Linear ft/gal @ 1" wide x 90 mils.	44 lbs/pai	24 pails per pallet
PERM-A-BARRIER® Primer Plus—5 gal pail	1 pail	450–500 ft ² /gal (11–12 m ² /L)	43 lbs/pail	36 pails per pallet
PERM-A-BARRIER® WB Primer—5 gal pail	1 pail	250–350 ft ² /gal (6–8 m ² /L)	45 lbs/pail	32 pails per pallet

Physical Properties

	TYPICAL VALUE	TEST METHOD
Color	Green with repeated logo imprint	
Thickness	40 mil (1 mm)	ASTM D3767, method A
Low temperature flexibility	Unaffected at –45 °F (–43 °C)	ASTM D1970
Tensile strength, membrane	1200 psi (8300 kPa) minimum	ASTM D412, Die C modified
Elongation, ultimate failure of rubberized asphalt	200% minimum	ASTM D412
Lap adhesion at minimum application temperature	60 lbs/ft (875 N/m) width	ASTM D1876 modified
Adhesion to concrete at minimum application temperature	60 lbs/ft (875 N/m) width	ASTM D903
Puncture resistance, membrane	40 lbs (178 N) minimum MD 80 lbs (356 N) minimum MD	ASTM D781 ASTM E154

Tear resistance, initiation	13 lbs (58 N) minimum MD	ASTM D1004
Tear resistance, propagation	9 lbs (40 N) minimum MD	ASTM D1938
Permeance	0.05 perms (2.9 ng/m ² sPa) maximum	ASTM E96, method B
Water absorption	0.1% maximum	ASTM D570

Limitations

PERM-A-BARRIER® Wall Flashing must not be applied in areas where it will be exposed to sunlight permanently and must be covered within a reasonable amount of time, not to exceed 60 days. Refer to Technical Letter 19, *Exposure Guidelines for PERM-A-BARRIER® Self-Adhered Membranes*.

PERM-A-BARRIER® Wall Flashing and all other PERM-A-BARRIER® self-adhered membranes should not be applied over Universal Flashing & Sealant.

Warranty

PERM-A-BARRIER® products are warranted to be free of defects in manufacture for a period of 5 years. Material will be provided at no charge to replace any defective product.

Technical Service

Support is provided by full-time technically trained GCP field sales representatives and technical service personnel, backed by a central research and development technical services staff.

gcpat.com | North America Customer Service: 1-866-333-3726

We hope the information here will be helpful. It is based on data and knowledge considered to be true and accurate and is offered for consideration, investigation and verification by the user, but we do not warrant the results to be obtained. Please read all statements, recommendations and suggestions in conjunction with our conditions of sale, which apply to all goods supplied by us. No statement, recommendation or suggestion is intended for any use that would infringe any patent, copyright or other third-party right.

PERM-A-BARRIER, BITUTHENE, and RIPCORD are trademarks, which may be registered in the United States and/or other countries, of GCP Applied Technologies, Inc. This trademark list has been compiled using available published information as of the publication date and may not accurately reflect current trademark ownership or status.

© Copyright 2018 GCP Applied Technologies, Inc. All rights reserved.

GCP Applied Technologies Inc., 2325 Lakeview Parkway, Suite 450, Alpharetta, GA 30009, USA

GCP Canada, Inc., 294 Clements Road, West, Ajax, Ontario, Canada L1S 3C6

This document is only current as of the last updated date stated below and is valid only for use in the United States. It is important that you always refer to the currently available information at the URL below to provide the most current product information at the time of use. Additional literature such as Contractor Manuals, Technical Bulletins, Detail Drawings and detailing recommendations and other relevant documents are also available on www.gcpat.com. Information found on other websites must not be relied upon, as they may not be up-to-date or applicable to the conditions in your location and we do not accept any responsibility for their content. If there are any conflicts or if you need more information, please contact GCP Customer Service.

Last Updated: 2022-12-08

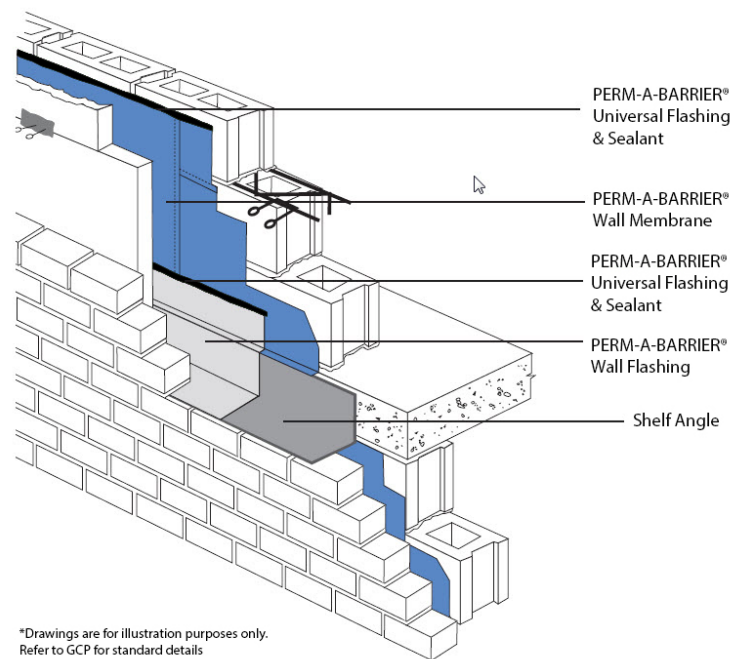
gcpat.com/solutions/products/perm-a-barrier-air-barrier-system/perm-a-barrier-wall-flashing

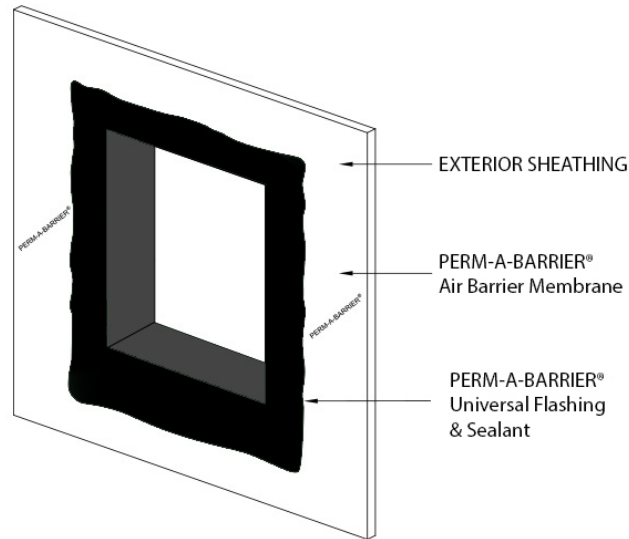
PERM-A-BARRIER® Universal Flashing & Sealant Data Sheet

PAB Universal Flashing & Sealant is designed for a variety of uses with GCP's air and weather barrier systems.

Product Description

PERM-A-BARRIER® Universal Flashing & Sealant is designed for a variety of uses with GCP's air and weather barrier systems.





*Drawings are for illustration purposes only. Refer to GCP for standard details

Uses

PERM-A-BARRIER® Universal Flashing & Sealant is ideally suited for the following uses:

- Sealing of finished terminations, edges of patches and overlaps in detail areas
- Sealing penetrations through GCP air and weather barrier systems, such as plumbing or ductwork
- As a sheathing joint treatment for GCP fluid-applied air and weather barrier membranes
- Provides flashing at window and door rough openings
- Counter flashes waterproofing and air barrier membranes
- For AMMA 714-19, Level 3 compliant Liquid Flashing.

Product Advantages

- Asphalt Compatible
- No primer – fast and easy application with minimum surface preparation
- No staining or residue rundown
- High movement capability
- Adhesion – Strong adhesion to common construction substrates, such as wood, block, concrete, OSB, glass mat sheathing, metal, vinyl and PVC
- Compatibility – Compatible with most GCP air and weather barrier systems

Application Procedures

Safety, Storage and Handling Information

Users must read and understand the product label and Safety Data Sheets (SDS's) for each system component before use. All users should acquaint themselves with this information prior to working with the material. Carefully read detailed precaution statements on the product labels and SDS's before use. The most current SDS's can be obtained from the GCP web site at gcpat.com.

PERM-A-BARRIER® Universal Flashing & Sealant is available in 20 fl oz (0.59 L) sausages and has a shelf life of 12 months from the date of manufacture when stored in the original unopened sausages between 40 °F (4 °C) and 80 °F (27 °C).

The Volatile Organic Compound (VOC) content is <20 g/L.

Surface Preparation

All surfaces must be clean, dry and free from dirt, grease oil, dust or other contaminants. PAB Universal Flashing & Sealant may be applied at temperatures 20 °F (-6.67 °C) and above.

Curing Time: PERM-A-BARRIER® Universal Flashing & Sealant is a moisture cure sealant. Ambient air at 50% relative humidity and at 73 °F, Silyl

Modified Polyether sealants will generally skin in less than one hour and cure 1/16 of an inch per day. Lower temperature and lower relative humidity will significantly increase the skin time and cure time.

Product Application

Apply PERM-A-BARRIER® Universal Flashing & Sealant with a caulking or sausage gun. When used as a seal for finished terminations, edges of patches and overlaps in detail areas, level the bead with a trowel to a minimum 0.125 in. (3 mm) thickness and 0.5 in. (13 mm) to 1 in. (25 mm) width.

When sealing penetrations, apply a 1 in. (25 mm) fillet to the base of the penetration and overlap onto the GCP air and weather barrier material and penetrant a minimum of 2.5 in. (64 mm).

When used to treat sheathing joints for GCP fluid-applied air and weather barrier membranes, completely fill the sheathing joint with sealant and then install a scratch coat of sealant with a margin trowel or similar onto the face of the sheathing approximately 1 in. (25 mm) on each side of the sheathing joint. Once the sealant is tack free, the fluid applied membrane may be applied, refer to the applicable product data sheets for detailed application instructions.

When used to treat rough opening of window/door penetrations, apply continuously at a minimum thickness of 25 mils, extended a minimum of 3" onto the surrounding wall surface.

Cleaning

Clean tools and equipment with mineral spirits. Mineral spirits is a combustible liquid and should be used only in accordance with the mineral spirits manufacturer's safety recommendations. Do not use solvents to clean hands or skin.

Limitations

PERM-A-BARRIER® Universal Flashing & Sealant should not be used in the following applications:

- PERM-A-BARRIER® Universal Flashing & Sealant has a maximum in-service temperature of 176° F (80° C).
- As a sealant over PERM-A-BARRIER® VPS 30.
- Not for use with building materials that bleed oils, plasticizers or solvents
- Firestopping applications
- Below grade

Supply

PROPERTY	TYPICAL VALUE
Color	Black
Tack Free Time or skin time	1-2 hours
Cure Time	7-14 days*
Full Adhesion	7-14 days*

Typical cured properties after 7 days cure at 77°F (25°C), 50% R.H.

Lower relative humidity and temperature will significantly extend the curing time.

PROPERTY	TYPICAL VALUE	TEST METHOD
Hardness (Shore A)	>35	ASTM C661
Elongation	>600%	ASTM D412
Ultimate Tensile Strength	150 psi	ASTM D412
Modulus @ 100% Elongation	50 psi	ASTM D412
Elastomeric Joint Sealants	Class 50	ASTM C920
Water Vapor Permeance	15 perms	ASTM E 96B1
Water Penetration Around Nails	Pass	ASTM D 1970 section 7.9/AAMA 714-19
Crack Bridging Ability	Category I, Pass,	ASTM C 1305/AAMA 714 section 5.6

Footnotes:

*Curing and full adhesion time will vary depending on temperature and humidity. lower temperature and humidity can significantly increase the curing time.

1. Tested at 10-12mils thick

gcpat.com | North America Customer Service: +1 (877) 423 6491

We hope the information here will be helpful. It is based on data and knowledge considered to be true and accurate, and is offered for consideration, investigation and verification by the user, but we do not warrant the results to be obtained. Please read all statements, recommendations, and suggestions in conjunction with our conditions of sale, which apply to all goods supplied by us. No statement, recommendation, or suggestion is intended for any use that would infringe any patent, copyright, or other third party right.

PERM-A-BARRIER and BITUTHENE are trademarks, which may be registered in the United States and/or other countries, of GCP Applied Technologies Inc. This trademark list has been compiled using available published information as of the publication date and may not accurately reflect current trademark ownership or status.

© Copyright 2018 GCP Applied Technologies Inc. All rights reserved.

GCP Applied Technologies Inc., 2325 Lakeview Parkway, Suite 400, Alpharetta, GA 30009, USA

GCP Canada, Inc., 294 Clements Road, West, Ajax, Ontario, Canada L1S 3C6

This document is only current as of the last updated date stated below and is valid only for use in the United States. It is important that you always refer to the currently available information at the URL below to provide the most current product information at the time of use. Additional literature such as Contractor Manuals, Technical Bulletins, Detail Drawings and detailing recommendations and other relevant documents are also available on www.gcpat.com. Information found on other websites must not be relied upon, as they may not be up-to-date or applicable to the conditions in your location and we do not accept any responsibility for their content. If there are any conflicts or if you need more information, please contact GCP Customer Service.

Last Updated: 2023-05-15

gcpat.com/solutions/products/perm-a-barrier-air-barrier-system/perm-a-barrier-Universal-Flashing-Sealant

1 Identification

Product identifier

Trade name: ***Perm-A-Barrier Wall Membrane***

SDS ID Number: 2758

Relevant identified uses of the substance or mixture, and uses advised against

Waterproofing.

Specialty construction product. Not intended for other uses

Details of the supplier of the safety data sheet

Manufacturer/Supplier:

GCP Applied Technologies

62 Whittemore Avenue

Cambridge, MA 02140 USA

GCP Canada, Inc.

294 Clements Road W.

Ajax, Ontario L1S 3C6 Canada

Information department:

Environmental Health & Safety

USA: +1-617-876-1400 (24 hours)

+1-800-354-5414 (8AM - 5PM) Not functional within Massachusetts

CAN: 1-905-683-8561 (24 hours)

Email address: msds.gcp@gcpat.com

Transport Emergency: Chemtrec +1-800-424-9300 (24 hours)

2 Hazard(s) identification

Classification of the substance or mixture

The product is not classified according to the Globally Harmonized System (GHS).

Additional information:

SDS's are not required for finished articles. nevertheless, the following information is provided to assist with safe use.

Label elements:

Hazard pictograms Not applicable.

Not applicable.

Hazard statements Not applicable.

NFPA ratings (scale 0 - 4)



Health = 1

Fire = 0

Reactivity = 0

HMIS-ratings (scale 0 - 4)



Health = 1

Flammability = 0

Reactivity = 0

Other hazards Contact with residue from adhesive may cause eye and skin irritation.

Results of PBT and vPvB assessment

PBT: Not applicable.

Safety Data Sheet

Printing date 12/06/2016

Version Number 1.0

Reviewed on 12/06/2016

Trade name: *Perm-A-Barrier Wall Membrane*

(Cont. from page 1)

vPvB: Not applicable.**3 Composition/information on ingredients****Chemical characterization:** Mixture**Hazardous components:** Not applicable.**Additional information:** Non-hazardous ingredients may be listed in Section 15; Right-To-Know disclosure.**4 First-aid measures****Description of first aid measures****General information:** Get medical advice/attention if you feel unwell.**After inhalation:** No special measures required.**After skin contact:** If skin irritation occurs, consult a doctor.**After eye contact:**

Rinse cautiously with water for several minutes.

If symptoms persist, consult a physician.

After swallowing:

Rinse mouth.

Do NOT induce vomiting.

Information for doctor:**Most important symptoms and effects, both acute and delayed** No further relevant information available.**Indication of any immediate medical attention and special treatment needed** No further relevant information available.**5 Fire-fighting measures****Special hazards arising from the substance or mixture** No further relevant information available.**Additional information** Collect contaminated fire fighting water separately. It must not enter the sewage system.**6 Accidental release measures****Personal precautions, protective equipment and emergency procedures**

Wear protective equipment. Keep unprotected persons away.

Methods and material for containment and cleaning up: Pick up mechanically.**Reference to other sections**

See Section 7 for information on safe handling.

See Section 8 for information on personal protection equipment.

See Section 13 for disposal information.

7 Handling and storage**Handling:****Precautions for safe handling**

Avoid eye and skin contact with residue from adhesive.

(Cont. on page 3)

USGHS

Safety Data Sheet

Printing date 12/06/2016

Version Number 1.0

Reviewed on 12/06/2016

Trade name: *Perm-A-Barrier Wall Membrane*

(Cont. from page 2)

Wash thoroughly after handling.

Wash skin after handling.

Release liners are slippery. Remove from work area immediately after membrane application.

Membrane is slippery when wet or covered with frost.

Release liners may cause slip and trip hazards.

Do not eat, drink or smoke when using this product.

For professional use only. Keep out of children's reach.

Information about protection against explosions and fires:

Removal of release liner may generate a static electrical discharge (spark).

Conditions for safe storage, including any incompatibilities**Storage:****Information about storage in one common storage facility:** No special measures required.**Further information about storage conditions:** Keep receptacle tightly sealed.**Specific end use(s)** No further relevant information available.

*

8 Exposure controls/personal protection**Additional information about design of technical systems:** No further data; see item 7.**Control parameters****Components with limit values that require monitoring at the workplace:**

The product does not contain any relevant quantities of materials with critical values that have to be monitored at the workplace.

Additional information: The lists that were valid during the creation were used as basis.**Exposure controls****Personal protective equipment:****General protective and hygienic measures:**

Avoid contact with the eyes and skin.

The usual precautionary measures for handling chemicals should be followed.

Breathing equipment:

Control exposure to ingredients with workplace control parameters if mentioned above. If no ingredients are listed, respiratory protection is generally not required.

If exposure limits are listed and may be exceeded, use approved respiratory protective equipment and filter type appropriate for the listed ingredients. (NIOSH, CEN, etc.).

Protection of hands: Gloves should be worn to prevent skin contact and should be impermeable and resistant to the product.**Material of gloves** Gloves should be worn to prevent skin contact and should be impermeable and resistant to the product.**Eye protection:**

Safety glasses with side shield protection.

Body protection: Use personal protective equipment as required.

USGHS

(Cont. on page 4)

Safety Data Sheet

Printing date 12/06/2016

Version Number 1.0

Reviewed on 12/06/2016

Trade name: *Perm-A-Barrier Wall Membrane*

(Cont. from page 3)

* 9 Physical and chemical properties

Information on basic physical and chemical properties

General Information

Appearance:

Form:	Solid
Color:	According to product specification
Odor:	Characteristic
Odor threshold:	Not determined.

pH-value (~): Not applicable.

Change in condition

Melting point/Melting range:	Undetermined.
Boiling point/Boiling range:	Undetermined.
Flash point:	Not applicable.

Flammability (solid, gaseous): Product is not flammable.

Decomposition temperature:	Not determined.
Auto igniting:	Not determined.
Danger of explosion:	Product does not present an explosion hazard.

Explosion limits:

Lower:	Not determined.
Upper:	Not determined.
VOC Content (max):	Not determined.

Vapor pressure:	Not applicable.
Density: (~)	1,1 LBS/CF
Relative density	Not determined.
Vapor density	Not applicable.
Evaporation rate	Not applicable.

Solubility in / Miscibility with Water: Not miscible or difficult to mix.

Partition coefficient (n-octanol/water): Not determined.

Viscosity:

Dynamic:	Not applicable.
Kinematic:	Not applicable.
Molecular weight	Not applicable.

Other information No further relevant information available.

* 10 Stability and reactivity

Reactivity Stable under normal conditions.

Chemical stability

Thermal decomposition: No decomposition if used according to specifications.**Possibility of hazardous reactions** No dangerous reactions known.**Conditions to avoid** No further relevant information available.**Incompatible materials:** No further relevant information available.**Hazardous decomposition products:** Carbon monoxide and carbon dioxide**Additional information:** See section 7 for information on handling, storage and conditions to be avoided.USGHS
(Cont. on page 5)

Safety Data Sheet

Printing date 12/06/2016

Version Number 1.0

Reviewed on 12/06/2016

Trade name: *Perm-A-Barrier Wall Membrane*

(Cont. from page 4)

* 11 Toxicological information

Information on toxicological effects**Acute toxicity:****Primary irritant effect:****on the skin:** No irritating effect expected**on the eye:** No irritating effect expected**inhalation:** No irritating effect expected**Additional toxicological information:****Carcinogenic categories****IARC (International Agency for Research on Cancer) Human Carcinogenicity:**
Group 1- Positive, Group 2A- Probable, Group 2B- Possible, Group 3- Not Classifiable

None of the ingredients is listed.

NTP (National Toxicology Program)**K–Known to be carcinogenic, R–May reasonably be anticipated to be carcinogenic**

None of the ingredients is listed.

OSHA-Ca (Occupational Safety & Health Administration)

None of the ingredients is listed.

* 12 Ecological information

Toxicity**Aquatic toxicity:** No further relevant information available.**Persistence and degradability** No further relevant information available.**Behavior in environmental systems:****Bioaccumulative potential** No further relevant information available.**Mobility in soil** No further relevant information available.**Additional ecological information:****General notes:** Not known to be hazardous to water.**Results of PBT and vPvB assessment****PBT:** Not applicable.**vPvB:** Not applicable.**Other adverse effects** No further relevant information available.

* 13 Disposal considerations

Waste treatment methods Comply with Federal, State and local regulations.**Recommendation:**

Must not be disposed of together with household garbage. Do not allow product to reach sewage system.

(Cont. on page 6)

USGHS

Safety Data Sheet

Printing date 12/06/2016

Version Number 1.0

Reviewed on 12/06/2016

Trade name: *Perm-A-Barrier Wall Membrane*

(Cont. from page 5)

Uncleaned packagings:**Recommendation:** Disposal must be made according to official regulations.* **14 Transport information****UN-Number**

DOT, IMDG, IATA

Not applicable.

UN proper shipping name

DOT, IMDG, IATA

Not applicable.

Transport hazard class(es)

DOT, IMDG, IATA

Class

Not applicable.

Packing group

DOT, IMDG, IATA

Not applicable.

Environmental hazards:**Marine pollutant:**

No

Special precautions for user

Not applicable.

Transport/Additional information: Not classified as a dangerous good for transport by road, rail or air.**DOT****Remarks:**

Not Regulated.

UN "Model Regulation":

Not applicable.

* **15 Regulatory information****SARA (Superfund Amendments and Reauthorization Act)****Section 302/304 (extremely hazardous substances):**

None of the ingredients is listed.

Section 313 Reportable Ingredients (Chemicals present below reporting threshold are exempt):

None of the ingredients is listed.

SARA Section 312/Tier I & II Hazard Categories: None**North America Chemical Inventory Status****TSCA (Toxic Substances Control Act - United States):**

All ingredients are listed or exempt from listing unless otherwise noted below.

CEPA (Canadian DSL):

All ingredients are listed or exempt from listing unless otherwise noted below.

California Proposition 65**Chemicals known to cause cancer:**

Extracts (petroleum), heavy paraffinic distillate solvent

Polycyclic Aromatic Hydrocarbons

Chemicals known to cause reproductive toxicity for females:

None of the ingredients is listed.

Chemicals known to cause reproductive toxicity for males:

None of the ingredients is listed.

Chemicals known to cause developmental toxicity:

None of the ingredients is listed.

(Cont. on page 7)

USGHS

Safety Data Sheet

Printing date 12/06/2016

Version Number 1.0

Reviewed on 12/06/2016

Trade name: *Perm-A-Barrier Wall Membrane*

(Cont. from page 6)

Carcinogenicity Categories**EPA (Environmental Protection Agency)**

None of the ingredients is listed.

TLV-ACGIH (THE American Conference of Governmental Industrial Hygienists)**Human Carcinogen - A1 Confirmed, A2 Suspected, A3 Unknown Relevance, A4 Not Classifiable**

None of the ingredients is listed.

NIOSH-Cancer (National Institute for Occupational Safety and Health)

None of the ingredients is listed.

Volatile Organic Compounds (VOC) reported per the Emission Standards.

If no g/L value is provided this product is not subject to above standard.

*

16 Other information

The data included herein are presented in accordance with various environment, health and safety regulations. It is the responsibility of a recipient of the data to remain currently informed on chemical hazard information, to design and update its own program and to comply with all national, federal, state and local laws and regulations applicable to safety, occupational health, right-to-know and environmental protection.

Department issuing SDS:

GCP Applied Technologies

62 Whittemore Avenue

Cambridge, MA 02140 USA

USA: +1-617-876-1400 (24 hours)

+1-800-354-5414

Date of preparation / last revision 12/06/2016 / -**The first date of preparation** 12/06/2016**Number of revision times and the latest revision date** 1.0 / 12/06/2016

USGHS

1 Identification

Product identifier

Trade name: ***Perm-A-Barrier Low Temperature Membrane***

SDS ID Number: 2759

Relevant identified uses of the substance or mixture, and uses advised against

Waterproofing.

Specialty construction product. Not intended for other uses

Details of the supplier of the safety data sheet

Manufacturer/Supplier:

GCP Applied Technologies

62 Whittemore Avenue

Cambridge, MA 02140 USA

GCP Canada, Inc.

294 Clements Road W.

Ajax, Ontario L1S 3C6 Canada

Information department:

Environmental Health & Safety

USA: +1-617-876-1400 (24 hours)

+1-800-354-5414 (8AM - 5PM) Not functional within Massachusetts

CAN: 1-905-683-8561 (24 hours)

Email address: msds.gcp@gcpat.com

Transport Emergency: Chemtrec +1-800-424-9300 (24 hours)

2 Hazard(s) identification

Classification of the substance or mixture

The product is not classified according to the Globally Harmonized System (GHS).

Additional information:

SDS's are not required for finished articles. nevertheless, the following information is provided to assist with safe use.

Label elements:

Hazard pictograms Not applicable.

Not applicable.

Hazard statements Not applicable.

NFPA ratings (scale 0 - 4)



Health = 1

Fire = 0

Reactivity = 0

HMIS-ratings (scale 0 - 4)



Health = 1

Flammability = 0

Reactivity = 0

Other hazards Contact with residue from adhesive may cause eye and skin irritation.

Results of PBT and vPvB assessment

PBT: Not applicable.

Safety Data Sheet

Printing date 12/06/2016

Version Number 1.0

Reviewed on 12/06/2016

Trade name: *Perm-A-Barrier Low Temperature Membrane*

(Cont. from page 1)

vPvB: Not applicable.**3 Composition/information on ingredients****Chemical characterization:** Mixture**Hazardous components:** Not applicable.**Additional information:** Non-hazardous ingredients may be listed in Section 15; Right-To-Know disclosure.**4 First-aid measures****Description of first aid measures****General information:** Get medical advice/attention if you feel unwell.**After inhalation:** No special measures required.**After skin contact:** If skin irritation occurs, consult a doctor.**After eye contact:**

Rinse cautiously with water for several minutes.

If symptoms persist, consult a physician.

After swallowing:

Rinse mouth.

Do NOT induce vomiting.

Information for doctor:**Most important symptoms and effects, both acute and delayed** No further relevant information available.**Indication of any immediate medical attention and special treatment needed** No further relevant information available.**5 Fire-fighting measures****Special hazards arising from the substance or mixture** No further relevant information available.**Additional information** Collect contaminated fire fighting water separately. It must not enter the sewage system.**6 Accidental release measures****Personal precautions, protective equipment and emergency procedures**

Wear protective equipment. Keep unprotected persons away.

Methods and material for containment and cleaning up: Pick up mechanically.**Reference to other sections**

See Section 7 for information on safe handling.

See Section 8 for information on personal protection equipment.

See Section 13 for disposal information.

7 Handling and storage**Handling:****Precautions for safe handling**

Avoid eye and skin contact with residue from adhesive.

(Cont. on page 3)

USGHS

Safety Data Sheet

Printing date 12/06/2016

Version Number 1.0

Reviewed on 12/06/2016

Trade name: *Perm-A-Barrier Low Temperature Membrane*

(Cont. from page 2)

Wash thoroughly after handling.

Wash skin after handling.

Release liners are slippery. Remove from work area immediately after membrane application.

Membrane is slippery when wet or covered with frost.

Release liners may cause slip and trip hazards.

Do not eat, drink or smoke when using this product.

For professional use only. Keep out of children's reach.

Information about protection against explosions and fires:

Removal of release liner may generate a static electrical discharge (spark).

Conditions for safe storage, including any incompatibilities**Storage:****Information about storage in one common storage facility:** No special measures required.**Further information about storage conditions:** Keep receptacle tightly sealed.**Specific end use(s)** No further relevant information available.

*

8 Exposure controls/personal protection**Additional information about design of technical systems:** No further data; see item 7.**Control parameters****Components with limit values that require monitoring at the workplace:**

The product does not contain any relevant quantities of materials with critical values that have to be monitored at the workplace.

Additional information: The lists that were valid during the creation were used as basis.**Exposure controls****Personal protective equipment:****General protective and hygienic measures:**

Avoid contact with the eyes and skin.

The usual precautionary measures for handling chemicals should be followed.

Breathing equipment:

Control exposure to ingredients with workplace control parameters if mentioned above. If no ingredients are listed, respiratory protection is generally not required.

If exposure limits are listed and may be exceeded, use approved respiratory protective equipment and filter type appropriate for the listed ingredients. (NIOSH, CEN, etc.).

Protection of hands: Gloves should be worn to prevent skin contact and should be impermeable and resistant to the product.**Material of gloves** Gloves should be worn to prevent skin contact and should be impermeable and resistant to the product.**Eye protection:**

Safety glasses with side shield protection.

Body protection: Use personal protective equipment as required.

USGHS

(Cont. on page 4)

Safety Data Sheet

Printing date 12/06/2016

Version Number 1.0

Reviewed on 12/06/2016

Trade name: *Perm-A-Barrier Low Temperature Membrane*

(Cont. from page 3)

* 9 Physical and chemical properties

Information on basic physical and chemical properties

General Information

Appearance:

Form:	Solid
Color:	According to product specification
Odor:	Characteristic
Odor threshold:	Not determined.

pH-value (~): Not applicable.

Change in condition

Melting point/Melting range:	Undetermined.
Boiling point/Boiling range:	Undetermined.
Flash point:	Not applicable.

Flammability (solid, gaseous): Product is not flammable.

Decomposition temperature:	Not determined.
Auto igniting:	Not determined.
Danger of explosion:	Product does not present an explosion hazard.

Explosion limits:

Lower:	Not determined.
Upper:	Not determined.
VOC Content (max):	Not determined.

Vapor pressure:	Not applicable.
Density: (~)	1,1 LBS/CF
Relative density	Not determined.
Vapor density	Not applicable.
Evaporation rate	Not applicable.

Solubility in / Miscibility with Water: Not miscible or difficult to mix.

Partition coefficient (n-octanol/water): Not determined.

Viscosity:

Dynamic:	Not applicable.
Kinematic:	Not applicable.
Molecular weight	Not applicable.

Other information No further relevant information available.

* 10 Stability and reactivity

Reactivity Stable under normal conditions.

Chemical stability

Thermal decomposition: No decomposition if used according to specifications.**Possibility of hazardous reactions** No dangerous reactions known.**Conditions to avoid** No further relevant information available.**Incompatible materials:** No further relevant information available.**Hazardous decomposition products:** Carbon monoxide and carbon dioxide**Additional information:** See section 7 for information on handling, storage and conditions to be avoided.USGHS
(Cont. on page 5)

Safety Data Sheet

Printing date 12/06/2016

Version Number 1.0

Reviewed on 12/06/2016

Trade name: *Perm-A-Barrier Low Temperature Membrane*

(Cont. from page 4)

* 11 Toxicological information

Information on toxicological effects**Acute toxicity:****Primary irritant effect:****on the skin:** No irritating effect expected**on the eye:** No irritating effect expected**inhalation:** No irritating effect expected**Additional toxicological information:****Carcinogenic categories****IARC (International Agency for Research on Cancer) Human Carcinogenicity:**
Group 1- Positive, Group 2A- Probable, Group 2B- Possible, Group 3- Not Classifiable

None of the ingredients is listed.

NTP (National Toxicology Program)**K–Known to be carcinogenic, R–May reasonably be anticipated to be carcinogenic**

None of the ingredients is listed.

OSHA-Ca (Occupational Safety & Health Administration)

None of the ingredients is listed.

* 12 Ecological information

Toxicity**Aquatic toxicity:** No further relevant information available.**Persistence and degradability** No further relevant information available.**Behavior in environmental systems:****Bioaccumulative potential** No further relevant information available.**Mobility in soil** No further relevant information available.**Additional ecological information:****General notes:** Not known to be hazardous to water.**Results of PBT and vPvB assessment****PBT:** Not applicable.**vPvB:** Not applicable.**Other adverse effects** No further relevant information available.

* 13 Disposal considerations

Waste treatment methods Comply with Federal, State and local regulations.**Recommendation:**

Must not be disposed of together with household garbage. Do not allow product to reach sewage system.

(Cont. on page 6)

USGHS

Safety Data Sheet

Printing date 12/06/2016

Version Number 1.0

Reviewed on 12/06/2016

Trade name: *Perm-A-Barrier Low Temperature Membrane*

(Cont. from page 5)

Uncleaned packagings:**Recommendation:** Disposal must be made according to official regulations.* **14 Transport information****UN-Number**

DOT, IMDG, IATA

Not applicable.

UN proper shipping name

DOT, IMDG, IATA

Not applicable.

Transport hazard class(es)

DOT, IMDG, IATA

Class

Not applicable.

Packing group

DOT, IMDG, IATA

Not applicable.

Environmental hazards:**Marine pollutant:**

No

Special precautions for user

Not applicable.

Transport/Additional information: Not classified as a dangerous good for transport by road, rail or air.**DOT****Remarks:**

Not Regulated.

UN "Model Regulation":

Not applicable.

* **15 Regulatory information****SARA (Superfund Amendments and Reauthorization Act)****Section 302/304 (extremely hazardous substances):**

None of the ingredients is listed.

Section 313 Reportable Ingredients (Chemicals present below reporting threshold are exempt):

None of the ingredients is listed.

SARA Section 312/Tier I & II Hazard Categories: None**North America Chemical Inventory Status****TSCA (Toxic Substances Control Act - United States):**

All ingredients are listed or exempt from listing unless otherwise noted below.

CEPA (Canadian DSL):

All ingredients are listed or exempt from listing unless otherwise noted below.

California Proposition 65**Chemicals known to cause cancer:**

Extracts (petroleum), heavy paraffinic distillate solvent

Polycyclic Aromatic Hydrocarbons

Chemicals known to cause reproductive toxicity for females:

None of the ingredients is listed.

Chemicals known to cause reproductive toxicity for males:

None of the ingredients is listed.

Chemicals known to cause developmental toxicity:

None of the ingredients is listed.

(Cont. on page 7)

USGHS

Safety Data Sheet

Printing date 12/06/2016

Version Number 1.0

Reviewed on 12/06/2016

Trade name: *Perm-A-Barrier Low Temperature Membrane*

(Cont. from page 6)

Carcinogenicity Categories**EPA (Environmental Protection Agency)**

None of the ingredients is listed.

TLV-ACGIH (THE American Conference of Governmental Industrial Hygienists)**Human Carcinogen - A1 Confirmed, A2 Suspected, A3 Unknown Relevance, A4 Not Classifiable**

None of the ingredients is listed.

NIOSH-Cancer (National Institute for Occupational Safety and Health)

None of the ingredients is listed.

Volatile Organic Compounds (VOC) reported per the Emission Standards.

If no g/L value is provided this product is not subject to above standard.

*

16 Other information

The data included herein are presented in accordance with various environment, health and safety regulations. It is the responsibility of a recipient of the data to remain currently informed on chemical hazard information, to design and update its own program and to comply with all national, federal, state and local laws and regulations applicable to safety, occupational health, right-to-know and environmental protection.

Department issuing SDS:

GCP Applied Technologies

62 Whittemore Avenue

Cambridge, MA 02140 USA

USA: +1-617-876-1400 (24 hours)

+1-800-354-5414

Date of preparation / last revision 12/06/2016 / -**The first date of preparation** 12/06/2016**Number of revision times and the latest revision date** 1.0 / 12/06/2016

USGHS

1 Identification

Product identifier

Trade name: ***Perm-A-Barrier Adhesive Primer***

SDS ID Number: 2567

Relevant identified uses of the substance or mixture, and uses advised against:
Specialty construction product. Not intended for other uses.

Details of the supplier of the safety data sheet

Manufacturer/Supplier:
GCP Applied Technologies
62 Whittemore Avenue
Cambridge, MA 02140 USA

GCP Canada, Inc.
294 Clements Road W.
Ajax, Ontario L1S 3C6 Canada

Information department:

Environmental Health & Safety
USA: +1-617-876-1400 (24 hours)
+1-800-354-5414 (8AM - 5PM) Not functional within Massachusetts
CAN: 1-905-683-8561 (24 hours)
Email address: msds.gcp@gcpat.com

Transport Emergency: Chemtrec +1-800-424-9300 (24 hours)

2 Hazard(s) identification

Classification of the substance or mixture

Highly flammable liquid and vapor.
Harmful if swallowed.
Causes skin irritation.
Causes serious eye irritation.
May cause genetic defects.
May cause cancer.
Suspected of damaging fertility or the unborn child.
May cause drowsiness or dizziness.
May cause damage to organs through prolonged or repeated exposure.
May be fatal if swallowed and enters airways.

Label elements: The product is classified and labeled according to the Globally Harmonized System (GHS)

Hazard pictograms



GHS02 GHS07 GHS08

Danger

Hazard statements

Highly flammable liquid and vapor.

Safety Data Sheet

Printing date 03/28/2018

Version Number 1.0

Reviewed on 03/28/2018

Trade name: *Perm-A-Barrier Adhesive Primer*

(Cont. from page 1)

Harmful if swallowed.
 Causes skin irritation.
 Causes serious eye irritation.
 May cause genetic defects.
 May cause cancer.
 Suspected of damaging fertility or the unborn child.
 May cause drowsiness or dizziness.
 May cause damage to organs through prolonged or repeated exposure.
 May be fatal if swallowed and enters airways.

Precautionary statements

Keep away from heat/sparks/open flames/hot surfaces. - No smoking.
 Avoid breathing dust/fume/gas/mist/vapors/spray
 Wear protective gloves/protective clothing/eye protection/face protection.
 If swallowed: Immediately call a poison center/doctor.
 If on skin (or hair): Take off immediately all contaminated clothing. Rinse skin with water/shower.
 IF INHALED: Remove person to fresh air and keep comfortable for breathing.
 If in eyes: Rinse cautiously with water for several minutes. Remove contact lenses, if present and easy to do. Continue rinsing.
 Rinse mouth.
 Take off contaminated clothing and wash it before reuse.
 If eye irritation persists: Get medical advice/attention.

Hazard description: Flammable**NFPA ratings (scale 0 - 4)**

Health = 3
 Fire = 3
 Reactivity = 0

HMIS-ratings (scale 0 - 4)

Health = *3
 Flammability = 3
 Reactivity = 0

Other hazards**Results of PBT and vPvB assessment****PBT:** Not applicable.**vPvB:** Not applicable.**3 Composition/information on ingredients****Chemical characterization: Mixture****Description:** Mixture of the hazardous substance(s) listed below with additional nonhazardous ingredients.**Hazardous components:**

79-20-9	methyl acetate	50-100%
98-56-6	4-chloro-alpha,alpha,alpha-trifluorotoluene	10-20%
110-54-3	n-Hexane	10-20%
110-82-7	cyclohexane	5-10%
142-82-5	Heptane	5-10%
64742-89-8	Solvent naphtha (petroleum), light aliph.	5-10%

Additional information: Non-hazardous ingredients may be listed in Section 15; Right-To-Know disclosure.

USGHS

(Cont. on page 3)

Safety Data Sheet

Printing date 03/28/2018

Version Number 1.0

Reviewed on 03/28/2018

Trade name: *Perm-A-Barrier Adhesive Primer*

(Cont. from page 2)

4 First-aid measures

Description of first aid measures

General information: Get medical advice/attention if you feel unwell.

After inhalation:

Supply fresh air. If required, provide artificial respiration. Keep patient warm. Consult doctor if symptoms persist.

IF INHALED: Remove person to fresh air and keep comfortable for breathing.

After skin contact:

Immediately wash contaminated skin with soap or mild detergent and water. If this chemical soaks clothing, immediately remove clothing and wash skin.

After eye contact: Rinse cautiously with water for several minutes.

After swallowing:

Rinse mouth.

Do NOT induce vomiting.

Immediately call a doctor.

Information for doctor:

Most important symptoms and effects, both acute and delayed

Harmful: may cause lung damage if swallowed.

Harmful if swallowed.

Irritating to eyes.

Indication of any immediate medical attention and special treatment needed No further relevant information available.

5 Fire-fighting measures

Extinguishing media

Suitable extinguishing agents: CO₂, extinguishing powder or water spray. Fight larger fire with alcohol resistant foam.

For safety reasons unsuitable extinguishing agents: Water with full jet

Special hazards arising from the substance or mixture

During heating or in case of fire poisonous gases are produced.

Combustion products may include toxic gases such as carbon monoxide and smoke.

Advice for firefighters

Protective equipment: Wear personal protective equipment.

Additional information Collect contaminated fire fighting water separately. It must not enter the sewage system.

6 Accidental release measures

Personal precautions, protective equipment and emergency procedures

Wear protective equipment. Keep unprotected persons away.

Use respiratory protective device against the effects of fumes/dust/aerosol.

Environmental precautions: Prevent seepage into sewage system, workpits and cellars.

Methods and material for containment and cleaning up:

Dispose contaminated material as waste according to section 13 of the SDS.

(Cont. on page 4)

USGHS

Safety Data Sheet

Printing date 03/28/2018

Version Number 1.0

Reviewed on 03/28/2018

Trade name: *Perm-A-Barrier Adhesive Primer*

(Cont. from page 3)

Reference to other sections

See Section 7 for information on safe handling.

See Section 8 for information on personal protection equipment.

See Section 13 for disposal information.

7 Handling and storage**Handling:****Precautions for safe handling**

Prevent formation of aerosols.

Flammable mixtures with air can be formed in emptied containers. Do not puncture, cut, drill, heat or weld uncleaned drums.

Avoid contact with eyes.

Information about protection against explosions and fires:

Keep ignition sources away - Do not smoke.

Protect against electrostatic charges.

Use explosion-proof apparatus / fittings and spark-proof tools.

Empty containers may retain hazardous residue, both liquid and vapor.

Ensure good interior ventilation, especially at floor level. (Fumes are heavier than air).

Conditions for safe storage, including any incompatibilities**Storage:****Requirements to be met by storerooms and receptacles:** Store in a cool location.**Information about storage in one common storage facility:**

Use only in explosion protected area.

Keep respirator available.

Further information about storage conditions: Keep receptacle tightly sealed.**Specific end use(s)** No further relevant information available.**8 Exposure controls/personal protection****Additional information about design of technical systems:** No further data; see item 7.**Control parameters****Components with limit values that require monitoring at the workplace:****79-20-9 methyl acetate**

PEL (USA)	Long-term value: 610 mg/m ³ , 200 ppm
REL (USA)	Short-term value: 760 mg/m ³ , 250 ppm
	Long-term value: 610 mg/m ³ , 200 ppm
TLV (USA)	Short-term value: 757 mg/m ³ , 250 ppm
	Long-term value: 606 mg/m ³ , 200 ppm

110-54-3 n-Hexane

PEL (USA)	Long-term value: 1800 mg/m ³ , 500 ppm
REL (USA)	Long-term value: 180 mg/m ³ , 50 ppm

(Cont. on page 5)

USGHS

Safety Data Sheet

Printing date 03/28/2018

Version Number 1.0

Reviewed on 03/28/2018

Trade name: *Perm-A-Barrier Adhesive Primer*

(Cont. from page 4)

TLV (USA)	Long-term value: 176 mg/m ³ , 50 ppm Skin; BEI
110-82-7 cyclohexane	
PEL (USA)	Long-term value: 1050 mg/m ³ , 300 ppm
REL (USA)	Long-term value: 1050 mg/m ³ , 300 ppm
TLV (USA)	Long-term value: 344 mg/m ³ , 100 ppm
142-82-5 Heptane	
PEL (USA)	Long-term value: 2000 mg/m ³ , 500 ppm
REL (USA)	Long-term value: 350 mg/m ³ , 85 ppm Ceiling limit value: 1800* mg/m ³ , 440* ppm *15-min
TLV (USA)	Short-term value: 2050 mg/m ³ , 500 ppm Long-term value: 1640 mg/m ³ , 400 ppm
Ingredients with biological limit values:	
110-54-3 n-Hexane	
BEI (USA)	0.4 mg/L Medium: urine Time: end of shift at end of workweek Parameter: 2.5-Hexanedione without hydrolysis

Additional information: The lists that were valid during the creation were used as basis.

Exposure controls

Personal protective equipment:

General protective and hygienic measures: The usual precautionary measures for handling chemicals should be followed.

Breathing equipment:

Control exposure to ingredients with workplace control parameters if mentioned above. If no ingredients are listed, respiratory protection is generally not required.

If exposure limits are listed and may be exceeded, use approved respiratory protective equipment and filter type appropriate for the listed ingredients. (NIOSH, CEN, etc.).

Protection of hands: Gloves should be worn to prevent skin contact and should be impermeable and resistant to the product.

Material of gloves Rubber or other impervious gloves should be worn to prevent skin contact.

Eye protection:



Safety glasses with side shield protection.

Body protection:

Use personal protective equipment as required.

Take off contaminated clothing.

*

9 Physical and chemical properties

Information on basic physical and chemical properties

General Information

Appearance:

Form:	Liquid
Color:	Green
Odor:	Characteristic
Odor threshold:	Not determined.

(Cont. on page 6)

USGHS

Safety Data Sheet

Printing date 03/28/2018

Version Number 1.0

Reviewed on 03/28/2018

Trade name: *Perm-A-Barrier Adhesive Primer*

(Cont. from page 5)

pH-value (~):	Not determined.
Change in condition	
Melting point/Melting range:	Undetermined.
Boiling point/Boiling range:	56 °C (132.8 °F)
Flash point:	-23 °C (-9.4 °F)
Flammability (solid, gaseous):	Not applicable.
Ignition temperature:	215 °C (419 °F)
Decomposition temperature:	Not determined.
Auto igniting:	Product is not self-igniting.
Danger of explosion:	In use, may form flammable/explosive vapor-air mixture.
Explosion limits:	
Lower:	1.2 Vol %
	Not applicable.
Upper:	16 Vol %
	Not applicable.
VOC Content (max):	Not applicable.
Vapor pressure:	Not determined.
Density: (~) at 20 °C (68 °F)	0.9 g/cm ³ (7.5 lbs/gal)
Relative density	Not determined.
Vapor density	Not determined.
Evaporation rate	Not determined.
Solubility in / Miscibility with Water:	Fully miscible.
Partition coefficient (n-octanol/water):	Not determined.
Viscosity:	
Dynamic:	Not determined.
Kinematic:	Not determined.
Molecular weight	Not applicable.
Other information	No further relevant information available.

*

10 Stability and reactivity**Reactivity** Stable under normal conditions.**Chemical stability****Thermal decomposition:** No decomposition if used according to specifications.**Possibility of hazardous reactions** No dangerous reactions known.**Conditions to avoid** No further relevant information available.**Incompatible materials:** Strong oxidizers.**Hazardous decomposition products:** Carbon monoxide and carbon dioxide

*

11 Toxicological information**Delayed and immediate effects and chronic effects from short or long term exposure**

May cause damage to organs through prolonged or repeated exposure.

(Cont. on page 7)

USGHS

Safety Data Sheet

Printing date 03/28/2018

Version Number 1.0

Reviewed on 03/28/2018

Trade name: *Perm-A-Barrier Adhesive Primer*

(Cont. from page 6)

Information on toxicological effects**Acute toxicity:****LD/LC50 values relevant for classification:****79-20-9 methyl acetate**

Dermal LD50 6,970 mg/kg (rat)

110-82-7 cyclohexane

Dermal LD50 12,705 mg/kg (rat)

Primary irritant effect:**on the skin:** Causes skin irritation.**on the eye:** Causes serious eye irritation.**inhalation:** No irritating effect expected**Ingestion:**

Harmful: may cause lung damage if swallowed.

May cause damage to organs through prolonged or repeated exposure.

Harmful if swallowed.

Additional toxicological information:

The product can cause inheritable damage.

Suspected of damaging fertility or the unborn child.

Carcinogenic categories**IARC (International Agency for Research on Cancer) Human Carcinogenicity:****Group 1- Positive, Group 2A- Probable, Group 2B- Possible, Group 3- Not Classifiable**

None of the ingredients is listed.

NTP (National Toxicology Program)**K–Known to be carcinogenic, R–May reasonably be anticipated to be carcinogenic**

None of the ingredients is listed.

OSHA-Ca (Occupational Safety & Health Administration)

None of the ingredients is listed.

*

12 Ecological information**Toxicity****Aquatic toxicity:** No further relevant information available.**Persistence and degradability** No further relevant information available.**Behavior in environmental systems:****Bioaccumulative potential** No further relevant information available.**Mobility in soil** No further relevant information available.**Additional ecological information:****General notes:** Not known to be hazardous to water.**Results of PBT and vPvB assessment****PBT:** Not applicable.**vPvB:** Not applicable.**Other adverse effects** No further relevant information available.

USGHS

(Cont. on page 8)

Safety Data Sheet

Printing date 03/28/2018

Version Number 1.0

Reviewed on 03/28/2018

Trade name: *Perm-A-Barrier Adhesive Primer*

(Cont. from page 7)

* 13 Disposal considerations

Disposal methods:

Consult all regulations (federal, state, provincial, local) or a qualified waste disposal firm when characterizing product for disposal. Dispose of waste in accordance with all applicable regulations.

Recommendation:

Must not be disposed of together with household garbage. Do not allow product to reach sewage system.

Uncleaned packagings:

Recommendation: Dispose of contents/container in accordance with local/regional/national/international regulations.

* 14 Transport information

UN-Number

DOT, IMDG, IATA

UN1133

UN proper shipping nameDOT
IMDG
IATAAdhesives
ADHESIVES (HEPTANES, CYCLOHEXANE), MARINE POLLUTANT
ADHESIVES**Transport hazard class(es)**

DOT



Class

3 Flammable liquids

Label

3

IMDG



Class

3 Flammable liquids

Label

3

IATA



Class

3 Flammable liquids

Label

3

Packing group

DOT, IMDG, IATA

II

Environmental hazards:**Marine pollutant:**

Product contains environmentally hazardous substances: cyclohexane, Heptane

Yes (DOT)

Symbol (fish and tree)

Special marking (ADR):

Symbol (fish and tree)

(Cont. on page 9)

USGHS

Safety Data Sheet

Printing date 03/28/2018

Version Number 1.0

Reviewed on 03/28/2018

Trade name: *Perm-A-Barrier Adhesive Primer*

(Cont. from page 8)

Special precautions for user Warning: Flammable liquids**Danger code (Kemler):** 30**EMS Number:** F-E,S-D**Stowage Category** A**Transport/Additional information:****DOT****Remarks:** Special marking with the symbol (fish and tree).**IMDG****Limited quantities (LQ)** 5L**Excepted quantities (EQ)** Code: E2

Maximum net quantity per inner packaging: 30 ml

Maximum net quantity per outer packaging: 500 ml

UN "Model Regulation": UN 1133 ADHESIVES, 3, II, ENVIRONMENTALLY HAZARDOUS**15 Regulatory information****SARA (Superfund Amendments and Reauthorization Act)****Section 302/304 (extremely hazardous substances):**

None of the ingredients is listed.

Section 313 Reportable Ingredients (Chemicals present below reporting threshold are exempt):

110-54-3	n-Hexane	10.5%
110-82-7	cyclohexane	5.3%

SARA Section 312/Tier I & II Hazard Categories:

Physical Hazard - Flammable (gases, aerosols, liquids, or solids)

Health Hazard - Carcinogenicity

Health Hazard - Acute toxicity (any route of exposure)

Health Hazard - Reproductive toxicity

Health Hazard - Skin Corrosion or Irritation

Health Hazard - Serious eye damage or eye irritation

Health Hazard - Specific target organ toxicity (single or repeated exposure)

Health Hazard - Aspiration Hazard

Health Hazard - Germ cell mutagenicity

North America Chemical Inventory Status**TSCA (Toxic Substances Control Act - United States):**

All ingredients are listed or exempt from listing unless otherwise noted below.

CEPA (Canadian DSL):

All ingredients are listed or exempt from listing unless otherwise noted below.

California Proposition 65: (Substances <0.1% unless noted in Section 3)**Chemicals known to cause cancer:**

None of the ingredients is listed.

Chemicals known to cause reproductive toxicity for females:

None of the ingredients is listed.

Chemicals known to cause reproductive toxicity for males:

None of the ingredients is listed.

Chemicals known to cause developmental toxicity:

None of the ingredients is listed.

Carcinogenicity Categories**TLV-ACGIH (THE American Conference of Governmental Industrial Hygienists)****Human Carcinogen - A1 Confirmed, A2 Suspected, A3 Unknown Relevance, A4 Not Classifiable**

None of the ingredients is listed.

(Cont. on page 10)

USGHS

Safety Data Sheet

Printing date 03/28/2018

Version Number 1.0

Reviewed on 03/28/2018

Trade name: *Perm-A-Barrier Adhesive Primer*

(Cont. from page 9)

NIOSH-Cancer (National Institute for Occupational Safety and Health)

None of the ingredients is listed.

Volatile Organic Compounds (VOC) reported per the Emission Standards.

If no g/L value is provided this product is not subject to above standard.

135 g/L

*

16 Other information

The data included herein are presented in accordance with various environment, health and safety regulations. It is the responsibility of a recipient of the data to remain currently informed on chemical hazard information, to design and update its own program and to comply with all national, federal, state and local laws and regulations applicable to safety, occupational health, right-to-know and environmental protection.

Department issuing SDS:

GCP Applied Technologies

62 Whittemore Avenue

Cambridge, MA 02140 USA

USA: +1-617-876-1400 (24 hours)

+1-800-354-5414

Date of preparation / last revision 03/28/2018 / -**The first date of preparation** 10/09/2015**Number of revision times and the latest revision date** 1.0 / 03/28/2018

USGHS

1 Identification

Product identifier

Trade name: ***PERM-A-BARRIER WB Primer***

SDS ID Number: 60142

Relevant identified uses of the substance or mixture, and uses advised against:
Specialty construction product. Not intended for other uses.

Details of the supplier of the safety data sheet

Manufacturer/Supplier:

GCP Applied Technologies
62 Whittemore Avenue
Cambridge, MA 02140 USA

GCP Canada, Inc.
294 Clements Road W.
Ajax, Ontario L1S 3C6 Canada

Information department:

Environmental Health & Safety
USA: +1-617-876-1400 (24 hours)
+1-800-354-5414 (8AM - 5PM) Not functional within Massachusetts
CAN: 1-905-683-8561 (24 hours)
Email address: msds.gcp@gcpat.com

Transport Emergency: Chemtrec +1-800-424-9300 (24 hours)

2 Hazard(s) identification

Classification of the substance or mixture

Suspected of causing cancer.

Label elements:

Hazard pictograms



GHS08

Warning

Hazard statements

Suspected of causing cancer.

Precautionary statements

Obtain special instructions before use.

Do not handle until all safety precautions have been read and understood.

Wear protective gloves/protective clothing/eye protection/face protection.

IF exposed or concerned: Get medical advice/attention.

Dispose of contents/container in accordance with local/regional/national/international regulations.

NFPA ratings (scale 0 - 4)



Health = 2

Fire = 1

Reactivity = 0

Safety Data Sheet

Printing date 08/15/2017

Version Number 1.1

Reviewed on 08/15/2017

Trade name: **PERM-A-BARRIER WB Primer**

(Cont. from page 1)

HMIS-ratings (scale 0 - 4)

HEALTH	2	Health = *2
FIRE	1	Flammability = 1
REACTIVITY	0	Reactivity = 0

Other hazards**Results of PBT and vPvB assessment****PBT:** Not applicable.**vPvB:** Not applicable.* **3 Composition/information on ingredients****Chemical characterization: Mixture****Description:** Mixture of the hazardous substance(s) listed below with additional nonhazardous ingredients.**Hazardous components:**

108-05-4	vinyl acetate	0.1-1.0%
----------	---------------	----------

Additional information: Non-hazardous ingredients may be listed in Section 15; Right-To-Know disclosure.* **4 First-aid measures****Description of first aid measures****General information:** Get medical advice/attention if you feel unwell.**After inhalation:**

Supply fresh air. If required, provide artificial respiration. Keep patient warm. Consult doctor if symptoms persist.

After skin contact:

Immediately wash contaminated skin with soap or mild detergent and water. If this chemical soaks clothing, immediately remove clothing and wash skin.

After eye contact:

Rinse cautiously with water for several minutes.

Seek immediate medical advice.

After swallowing:

Rinse mouth.

Do NOT induce vomiting.

Immediately call a doctor.

Never give anything by mouth to an unconscious person.

Information for doctor:**Most important symptoms and effects, both acute and delayed** No further relevant information available.**Indication of any immediate medical attention and special treatment needed** No further relevant information available.* **5 Fire-fighting measures****Special hazards arising from the substance or mixture** No further relevant information available.

(Cont. on page 3)

USGHS

Safety Data Sheet

Printing date 08/15/2017

Version Number 1.1

Reviewed on 08/15/2017

Trade name: **PERM-A-BARRIER WB Primer**

(Cont. from page 2)

Additional information Collect contaminated fire fighting water separately. It must not enter the sewage system.**6 Accidental release measures****Personal precautions, protective equipment and emergency procedures**

Wear protective equipment. Keep unprotected persons away.

Methods and material for containment and cleaning up:

Contain and/or absorb spill with inert material (i.e. sand, vermiculite) then place in a suitable container.

Sweep up spilled product into receptacles.

Dispose contaminated material as waste according to section 13 of the SDS.

Reference to other sections

See Section 7 for information on safe handling.

See Section 8 for information on personal protection equipment.

See Section 13 for disposal information.

7 Handling and storage**Handling:****Precautions for safe handling**

Open and handle receptacle with care.

Prevent formation of aerosols.

Avoid contact with eyes, skin and clothing.

Do not take internally.

Practice good personal hygiene to avoid ingestion.

Use only with adequate ventilation.

Wash clothing before reuse.

FOR PROFESSIONAL USE ONLY. KEEP OUT OF CHILDREN'S REACH.

Information about protection against explosions and fires: Keep respiratorator available.**Conditions for safe storage, including any incompatibilities****Storage:****Information about storage in one common storage facility:** Keep respiratorator available.**Further information about storage conditions:** Keep receptacle tightly sealed.**Specific end use(s)** No further relevant information available.**8 Exposure controls/personal protection****Additional information about design of technical systems:** No further data; see item 7.**Control parameters****Components with limit values that require monitoring at the workplace:****108-05-4 vinyl acetate**REL (USA) Ceiling limit value: 15* mg/m³, 4* ppm
*15-minTLV (USA) Short-term value: 53 mg/m³, 15 ppm
Long-term value: 35 mg/m³, 10 ppm

(Cont. on page 4)

USGHS

Trade name: *PERM-A-BARRIER WB Primer*

(Cont. from page 3)

Additional information: The lists that were valid during the creation were used as basis.

Exposure controls

Personal protective equipment:

General protective and hygienic measures:

Avoid contact with the eyes and skin.

The usual precautionary measures for handling chemicals should be followed.

Store protective clothing separately.

Breathing equipment:

Control exposure to ingredients with workplace control parameters if mentioned above. If no ingredients are listed, respiratory protection is generally not required.

If exposure limits are listed and may be exceeded, use approved respiratory protective equipment and filter type appropriate for the listed ingredients. (NIOSH, CEN, etc.).

Protection of hands:

Gloves should be worn to prevent skin contact and should be impermeable and resistant to the product.

Rubber or other impervious gloves should be worn to prevent skin contact.

Material of gloves Gloves should be worn to prevent skin contact and should be impermeable and resistant to the product.

Eye protection:



Safety glasses with side shield protection.

Safety glasses with side shields should be worn to prevent contact due to splashing. Under high vapor mist concentrations, tightly sealed goggles should be worn.



A face shield should also be worn if there is potential exposure to splash or spray.

Body protection:

Protective work clothing

Use personal protective equipment as required.

Take off contaminated clothing.

*

9 Physical and chemical properties

Information on basic physical and chemical properties

General Information

Appearance:

Form:	Liquid
Color:	According to product specification
Odor:	Characteristic
Odor threshold:	Not determined.

pH-value (~) at 20°C (68 °F): 4.8

Change in condition

Melting point/Melting range:	Undetermined.
Boiling point/Boiling range:	Undetermined.
Flash point:	Not applicable.

(Cont. on page 5)

USGHS

Safety Data Sheet

Printing date 08/15/2017

Version Number 1.1

Reviewed on 08/15/2017

Trade name: **PERM-A-BARRIER WB Primer**

(Cont. from page 4)

Flammability (solid, gaseous):	Not applicable.
Decomposition temperature:	Not determined.
Auto igniting:	Product is not self-igniting.
Danger of explosion:	Product does not present an explosion hazard.
Explosion limits:	
Lower:	Not determined.
Upper:	Not determined.
VOC Content (max):	Not determined.
Vapor pressure:	Not determined.
Density: (~)	Not determined.
Relative density	Not determined.
Vapor density	Not determined.
Evaporation rate	Not determined.
Solubility in / Miscibility with Water:	Not miscible or difficult to mix.
Partition coefficient (n-octanol/water):	Not determined.
Viscosity:	
Dynamic:	Not determined.
Kinematic:	Not determined.
Molecular weight	Not applicable.
Other information	No further relevant information available.

*

10 Stability and reactivity**Reactivity** Stable under normal conditions.**Chemical stability****Thermal decomposition:** No decomposition if used according to specifications.**Possibility of hazardous reactions** No further relevant information available.**Conditions to avoid** No further relevant information available.**Incompatible materials:** No further relevant information available.**Hazardous decomposition products:** Carbon monoxide and carbon dioxide**Additional information:** See section 7 for information on handling, storage and conditions to be avoided.

*

11 Toxicological information**Information on toxicological effects****Acute toxicity:****LD/LC50 values relevant for classification:****108-05-4 vinyl acetate**

Dermal	LD50	2920 mg/kg (rat)
	LD50	2335 mg/kg (rabbit)

Primary irritant effect:**on the skin:** No irritating effect expected**on the eye:** No irritating effect expected**inhalation:** No irritating effect expected

(Cont. on page 6)

USGHS

Safety Data Sheet

Printing date 08/15/2017

Version Number 1.1

Reviewed on 08/15/2017

Trade name: **PERM-A-BARRIER WB Primer**

(Cont. from page 5)

Additional toxicological information: Suspected of causing cancer.**Carcinogenic categories****IARC (International Agency for Research on Cancer) Human Carcinogenicity:**
Group 1- Positive, Group 2A- Probable, Group 2B- Possible, Group 3- Not Classifiable

108-05-4 | vinyl acetate

2B

NTP (National Toxicology Program)**K–Known to be carcinogenic, R–May reasonably be anticipated to be carcinogenic**

None of the ingredients is listed.

OSHA-Ca (Occupational Safety & Health Administration)

None of the ingredients is listed.

12 Ecological information**Toxicity****Aquatic toxicity:** No further relevant information available.**Persistence and degradability** No further relevant information available.**Behavior in environmental systems:****Bioaccumulative potential** No further relevant information available.**Mobility in soil** No further relevant information available.**Additional ecological information:****General notes:** Not known to be hazardous to water.**Results of PBT and vPvB assessment****PBT:** Not applicable.**vPvB:** Not applicable.**Other adverse effects** No further relevant information available.**13 Disposal considerations****Disposal methods:**

Consult all regulations (federal, state, provincial, local) or a qualified waste disposal firm when characterizing product for disposal. Dispose of waste in accordance with all applicable regulations.

Recommendation:

Must not be disposed of together with household garbage. Do not allow product to reach sewage system.

Uncleaned packagings:**Recommendation:** Dispose of contents/container in accordance with local/regional/national/international regulations.**14 Transport information****UN-Number**

DOT, IMDG, IATA

Not applicable.

(Cont. on page 7)

USGHS

Safety Data Sheet

Printing date 08/15/2017

Version Number 1.1

Reviewed on 08/15/2017

Trade name: **PERM-A-BARRIER WB Primer**

(Cont. from page 6)

UN proper shipping name

DOT, IMDG, IATA

Not applicable.

Transport hazard class(es)

DOT, IMDG, IATA

Class

Not applicable.

Packing group

DOT, IMDG, IATA

Not applicable.

Environmental hazards:**Marine pollutant:**

No

Special precautions for user

Not applicable.

Transport/Additional information: Not classified as a dangerous good for transport by road, rail or air.

DOT

Remarks:

Not Regulated.

UN "Model Regulation":

Not applicable.

*

15 Regulatory information**SARA (Superfund Amendments and Reauthorization Act)****Section 302/304 (extremely hazardous substances):**

108-05-4 | vinyl acetate

Section 313 Reportable Ingredients (Chemicals present below reporting threshold are exempt):

None of the ingredients is listed.

SARA Section 312/Tier I & II Hazard Categories: Health Hazard - Carcinogenicity**North America Chemical Inventory Status****TSCA (Toxic Substances Control Act - United States):**

All ingredients are listed or exempt from listing unless otherwise noted below.

CEPA (Canadian DSL):

All ingredients are listed or exempt from listing unless otherwise noted below.

Right to Know Ingredient Disclosure:

25280-35-7 | Acetic acid ethenyl ester

7732-18-5 | Water

California Proposition 65: (Substances <0.1% unless noted in Section 3)**Chemicals known to cause cancer:**

None of the ingredients is listed.

Chemicals known to cause reproductive toxicity for females:

None of the ingredients is listed.

Chemicals known to cause reproductive toxicity for males:

None of the ingredients is listed.

Chemicals known to cause developmental toxicity:

None of the ingredients is listed.

Carcinogenicity Categories**EPA (Environmental Protection Agency)**

None of the ingredients is listed.

(Cont. on page 8)

USGHS

Safety Data Sheet

Printing date 08/15/2017

Version Number 1.1

Reviewed on 08/15/2017

Trade name: **PERM-A-BARRIER WB Primer**

(Cont. from page 7)

TLV-ACGIH (THE American Conference of Governmental Industrial Hygienists)
Human Carcinogen - A1 Confirmed, A2 Suspected, A3 Unknown Relevance, A4 Not Classifiable

None of the ingredients is listed.

NIOSH-Cancer (National Institute for Occupational Safety and Health)

None of the ingredients is listed.

Volatile Organic Compounds (VOC) reported per the Emission Standards.

If no g/L value is provided this product is not subject to above standard.

10g/l (as applied)

*

16 Other information

The data included herein are presented in accordance with various environment, health and safety regulations. It is the responsibility of a recipient of the data to remain currently informed on chemical hazard information, to design and update its own program and to comply with all national, federal, state and local laws and regulations applicable to safety, occupational health, right-to-know and environmental protection.

Department issuing SDS:

GCP Applied Technologies

62 Whittemore Avenue

Cambridge, MA 02140 USA

USA: +1-617-876-1400 (24 hours)

+1-800-354-5414

Date of preparation / last revision 08/15/2017 / 1.0

The first date of preparation 11/08/2012

Number of revision times and the latest revision date 1.1 / 08/15/2017

USGHS

1 Identification

Product identifier

Trade name: ***Perm-A-Barrier Detail Membrane***

SDS ID Number: 2761

Relevant identified uses of the substance or mixture, and uses advised against

Waterproofing.

Specialty construction product. Not intended for other uses

Details of the supplier of the safety data sheet

Manufacturer/Supplier:

GCP Applied Technologies
62 Whittemore Avenue
Cambridge, MA 02140 USA

GCP Canada, Inc.
294 Clements Road W.
Ajax, Ontario L1S 3C6 Canada

Information department:

Environmental Health & Safety
USA: +1-617-876-1400 (24 hours)
+1-800-354-5414 (8AM - 5PM) Not functional within Massachusetts
CAN: 1-905-683-8561 (24 hours)
Email address: msds.gcp@gcpat.com

Transport Emergency: Chemtrec +1-800-424-9300 (24 hours)

2 Hazard(s) identification

Classification of the substance or mixture

The product is not classified according to the Globally Harmonized System (GHS).

Additional information:

SDS's are not required for finished articles. nevertheless, the following information is provided to assist with safe use.

Label elements:

Hazard pictograms Not applicable.

Not applicable.

Hazard statements Not applicable.

NFPA ratings (scale 0 - 4)



Health = 1
Fire = 0
Reactivity = 0

HMIS-ratings (scale 0 - 4)



Health = 1
Flammability = 0
Reactivity = 0

Other hazards Contact with residue from adhesive may cause eye and skin irritation.

Results of PBT and vPvB assessment

PBT: Not applicable.

Safety Data Sheet

Printing date 12/08/2016

Version Number 1.0

Reviewed on 12/08/2016

Trade name: *Perm-A-Barrier Detail Membrane*

(Cont. from page 1)

vPvB: Not applicable.

* **3 Composition/information on ingredients****Chemical characterization: Mixture****Hazardous components:** Not applicable.**Additional information:** Non-hazardous ingredients may be listed in Section 15; Right-To-Know disclosure.* **4 First-aid measures****Description of first aid measures****General information:** Get medical advice/attention if you feel unwell.**After inhalation:** No special measures required.**After skin contact:** If skin irritation occurs, consult a doctor.**After eye contact:**

Rinse cautiously with water for several minutes.

If symptoms persist, consult a physician.

After swallowing:

Rinse mouth.

Do NOT induce vomiting.

Information for doctor:**Most important symptoms and effects, both acute and delayed** No further relevant information available.**Indication of any immediate medical attention and special treatment needed** No further relevant information available.**5 Fire-fighting measures****Special hazards arising from the substance or mixture** No further relevant information available.**Additional information** Collect contaminated fire fighting water separately. It must not enter the sewage system.* **6 Accidental release measures****Personal precautions, protective equipment and emergency procedures**

Wear protective equipment. Keep unprotected persons away.

Methods and material for containment and cleaning up: Pick up mechanically.**Reference to other sections**

See Section 7 for information on safe handling.

See Section 8 for information on personal protection equipment.

See Section 13 for disposal information.

* **7 Handling and storage****Handling:****Precautions for safe handling**

Avoid eye and skin contact with residue from adhesive.

(Cont. on page 3)

USGHS

Safety Data Sheet

Printing date 12/08/2016

Version Number 1.0

Reviewed on 12/08/2016

Trade name: *Perm-A-Barrier Detail Membrane*

(Cont. from page 2)

Wash thoroughly after handling.

Wash skin after handling.

Release liners are slippery. Remove from work area immediately after membrane application.

Membrane is slippery when wet or covered with frost.

Release liners may cause slip and trip hazards.

Do not eat, drink or smoke when using this product.

For professional use only. Keep out of children's reach.

Information about protection against explosions and fires:

Removal of release liner may generate a static electrical discharge (spark).

Conditions for safe storage, including any incompatibilities**Storage:****Information about storage in one common storage facility:** No special measures required.**Further information about storage conditions:** Keep receptacle tightly sealed.**Specific end use(s)** No further relevant information available.

*

8 Exposure controls/personal protection**Additional information about design of technical systems:** No further data; see item 7.**Control parameters****Components with limit values that require monitoring at the workplace:**

The product does not contain any relevant quantities of materials with critical values that have to be monitored at the workplace.

Additional information: The lists that were valid during the creation were used as basis.**Exposure controls****Personal protective equipment:****General protective and hygienic measures:**

Avoid contact with the eyes and skin.

The usual precautionary measures for handling chemicals should be followed.

Breathing equipment:

Control exposure to ingredients with workplace control parameters if mentioned above. If no ingredients are listed, respiratory protection is generally not required.

If exposure limits are listed and may be exceeded, use approved respiratory protective equipment and filter type appropriate for the listed ingredients. (NIOSH, CEN, etc.).

Protection of hands: Gloves should be worn to prevent skin contact and should be impermeable and resistant to the product.**Material of gloves** Gloves should be worn to prevent skin contact and should be impermeable and resistant to the product.**Eye protection:**

Safety glasses with side shield protection.

Body protection: Use personal protective equipment as required.

USGHS

(Cont. on page 4)

Safety Data Sheet

Printing date 12/08/2016

Version Number 1.0

Reviewed on 12/08/2016

Trade name: *Perm-A-Barrier Detail Membrane*

(Cont. from page 3)

9 Physical and chemical properties

Information on basic physical and chemical properties

General Information

Appearance:

Form:	Solid
Color:	According to product specification
Odor:	Characteristic
Odor threshold:	Not determined.

pH-value (~): Not applicable.

Change in condition

Melting point/Melting range:	Undetermined.
Boiling point/Boiling range:	Undetermined.
Flash point:	Not applicable.

Flammability (solid, gaseous): Product is not flammable.

Decomposition temperature:	Not determined.
Auto igniting:	Not determined.
Danger of explosion:	Product does not present an explosion hazard.

Explosion limits:

Lower:	Not determined.
Upper:	Not determined.
VOC Content (max):	Not determined.

Vapor pressure:	Not applicable.
Density: (~)	1,1 LBS/CF
Relative density	Not determined.
Vapor density	Not applicable.
Evaporation rate	Not applicable.

Solubility in / Miscibility with Water: Not miscible or difficult to mix.

Partition coefficient (n-octanol/water): Not determined.

Viscosity:

Dynamic:	Not applicable.
Kinematic:	Not applicable.
Molecular weight	Not applicable.

Other information No further relevant information available.

10 Stability and reactivity

Reactivity Stable under normal conditions.

Chemical stability

Thermal decomposition: No decomposition if used according to specifications.

Possibility of hazardous reactions No dangerous reactions known.

Conditions to avoid No further relevant information available.

Incompatible materials: No further relevant information available.

Hazardous decomposition products: Carbon monoxide and carbon dioxide

Additional information: See section 7 for information on handling, storage and conditions to be avoided.

Safety Data Sheet

Printing date 12/08/2016

Version Number 1.0

Reviewed on 12/08/2016

Trade name: *Perm-A-Barrier Detail Membrane*

(Cont. from page 4)

* 11 Toxicological information

Information on toxicological effects**Acute toxicity:****Primary irritant effect:****on the skin:** No irritating effect expected**on the eye:** No irritating effect expected**inhalation:** No irritating effect expected**Additional toxicological information:****Carcinogenic categories****IARC (International Agency for Research on Cancer) Human Carcinogenicity:**
Group 1- Positive, Group 2A- Probable, Group 2B- Possible, Group 3- Not Classifiable

None of the ingredients is listed.

NTP (National Toxicology Program)**K–Known to be carcinogenic, R–May reasonably be anticipated to be carcinogenic**

None of the ingredients is listed.

OSHA-Ca (Occupational Safety & Health Administration)

None of the ingredients is listed.

* 12 Ecological information

Toxicity**Aquatic toxicity:** No further relevant information available.**Persistence and degradability** No further relevant information available.**Behavior in environmental systems:****Bioaccumulative potential** No further relevant information available.**Mobility in soil** No further relevant information available.**Additional ecological information:****General notes:** Not known to be hazardous to water.**Results of PBT and vPvB assessment****PBT:** Not applicable.**vPvB:** Not applicable.**Other adverse effects** No further relevant information available.

* 13 Disposal considerations

Waste treatment methods Comply with Federal, State and local regulations.**Recommendation:**

Must not be disposed of together with household garbage. Do not allow product to reach sewage system.

(Cont. on page 6)

USGHS

Safety Data Sheet

Printing date 12/08/2016

Version Number 1.0

Reviewed on 12/08/2016

Trade name: *Perm-A-Barrier Detail Membrane*

(Cont. from page 5)

Uncleaned packagings:**Recommendation:** Disposal must be made according to official regulations.* **14 Transport information****UN-Number**

DOT, IMDG, IATA

Not applicable.

UN proper shipping name

DOT, IMDG, IATA

Not applicable.

Transport hazard class(es)

DOT, IMDG, IATA

Class

Not applicable.

Packing group

DOT, IMDG, IATA

Not applicable.

Environmental hazards:**Marine pollutant:**

No

Special precautions for user

Not applicable.

Transport/Additional information: Not classified as a dangerous good for transport by road, rail or air.**DOT****Remarks:**

Not Regulated.

UN "Model Regulation":

Not applicable.

* **15 Regulatory information****SARA (Superfund Amendments and Reauthorization Act)****Section 302/304 (extremely hazardous substances):**

None of the ingredients is listed.

Section 313 Reportable Ingredients (Chemicals present below reporting threshold are exempt):

None of the ingredients is listed.

SARA Section 312/Tier I & II Hazard Categories: None**North America Chemical Inventory Status****TSCA (Toxic Substances Control Act - United States):**

All ingredients are listed or exempt from listing unless otherwise noted below.

CEPA (Canadian DSL):

All ingredients are listed or exempt from listing unless otherwise noted below.

California Proposition 65**Chemicals known to cause cancer:**

Extracts (petroleum), heavy paraffinic distillate solvent

Polycyclic Aromatic Hydrocarbons

Chemicals known to cause reproductive toxicity for females:

None of the ingredients is listed.

Chemicals known to cause reproductive toxicity for males:

None of the ingredients is listed.

Chemicals known to cause developmental toxicity:

None of the ingredients is listed.

(Cont. on page 7)

USGHS

Safety Data Sheet

Printing date 12/08/2016

Version Number 1.0

Reviewed on 12/08/2016

Trade name: *Perm-A-Barrier Detail Membrane*

(Cont. from page 6)

Carcinogenicity Categories**EPA (Environmental Protection Agency)**

None of the ingredients is listed.

TLV-ACGIH (THE American Conference of Governmental Industrial Hygienists)**Human Carcinogen - A1 Confirmed, A2 Suspected, A3 Unknown Relevance, A4 Not Classifiable**

None of the ingredients is listed.

NIOSH-Cancer (National Institute for Occupational Safety and Health)

None of the ingredients is listed.

Volatile Organic Compounds (VOC) reported per the Emission Standards.

If no g/L value is provided this product is not subject to above standard.

16 Other information

The data included herein are presented in accordance with various environment, health and safety regulations. It is the responsibility of a recipient of the data to remain currently informed on chemical hazard information, to design and update its own program and to comply with all national, federal, state and local laws and regulations applicable to safety, occupational health, right-to-know and environmental protection.

Department issuing SDS:

GCP Applied Technologies

62 Whittemore Avenue

Cambridge, MA 02140 USA

USA: +1-617-876-1400 (24 hours)

+1-800-354-5414

Date of preparation / last revision 12/08/2016 / -**The first date of preparation** 12/08/2016**Number of revision times and the latest revision date** 1.0 / 12/08/2016

USGHS

1 Identification

Product identifier

Trade name: ***Perm-A-Barrier Aluminum Flashing***

SDS ID Number: 2763

Relevant identified uses of the substance or mixture, and uses advised against

Waterproofing.

Specialty construction product. Not intended for other uses

Details of the supplier of the safety data sheet

Manufacturer/Supplier:

GCP Applied Technologies
62 Whittemore Avenue
Cambridge, MA 02140 USA

GCP Canada, Inc.
294 Clements Road W.
Ajax, Ontario L1S 3C6 Canada

Information department:

Environmental Health & Safety
USA: +1-617-876-1400 (24 hours)
+1-800-354-5414 (8AM - 5PM) Not functional within Massachusetts
CAN: 1-905-683-8561 (24 hours)
Email address: msds.gcp@gcpat.com

Transport Emergency: Chemtrec +1-800-424-9300 (24 hours)

2 Hazard(s) identification

Classification of the substance or mixture

The product is not classified according to the Globally Harmonized System (GHS).

Additional information:

SDS's are not required for finished articles. nevertheless, the following information is provided to assist with safe use.

Label elements:

Hazard pictograms Not applicable.

Not applicable.

Hazard statements Not applicable.

NFPA ratings (scale 0 - 4)



Health = 1
Fire = 0
Reactivity = 0

HMIS-ratings (scale 0 - 4)



Health = 1
Flammability = 0
Reactivity = 0

Other hazards Contact with residue from adhesive may cause eye and skin irritation.

Results of PBT and vPvB assessment

PBT: Not applicable.

Safety Data Sheet

Printing date 12/21/2016

Version Number 1.0

Reviewed on 12/21/2016

Trade name: *Perm-A-Barrier Aluminum Flashing*

(Cont. from page 1)

vPvB: Not applicable.**3 Composition/information on ingredients****Chemical characterization:** Mixture**Hazardous components:** Not applicable.**Additional information:** Non-hazardous ingredients may be listed in Section 15; Right-To-Know disclosure.**4 First-aid measures****Description of first aid measures****General information:** Get medical advice/attention if you feel unwell.**After inhalation:** No special measures required.**After skin contact:** If skin irritation occurs, consult a doctor.**After eye contact:**

Rinse cautiously with water for several minutes.

If symptoms persist, consult a physician.

After swallowing:

Rinse mouth.

Do NOT induce vomiting.

Information for doctor:**Most important symptoms and effects, both acute and delayed** No further relevant information available.**Indication of any immediate medical attention and special treatment needed** No further relevant information available.**5 Fire-fighting measures****Special hazards arising from the substance or mixture** No further relevant information available.**Additional information** Collect contaminated fire fighting water separately. It must not enter the sewage system.**6 Accidental release measures****Personal precautions, protective equipment and emergency procedures**

Wear protective equipment. Keep unprotected persons away.

Methods and material for containment and cleaning up: Pick up mechanically.**Reference to other sections**

See Section 7 for information on safe handling.

See Section 8 for information on personal protection equipment.

See Section 13 for disposal information.

7 Handling and storage**Handling:****Precautions for safe handling**

Avoid eye and skin contact with residue from adhesive.

(Cont. on page 3)

USGHS

Safety Data Sheet

Printing date 12/21/2016

Version Number 1.0

Reviewed on 12/21/2016

Trade name: *Perm-A-Barrier Aluminum Flashing*

(Cont. from page 2)

Wash thoroughly after handling.

Wash skin after handling.

Release liners are slippery. Remove from work area immediately after membrane application.

Membrane is slippery when wet or covered with frost.

Release liners may cause slip and trip hazards.

Do not eat, drink or smoke when using this product.

For professional use only. Keep out of children's reach.

Information about protection against explosions and fires:

Removal of release liner may generate a static electrical discharge (spark).

Conditions for safe storage, including any incompatibilities**Storage:****Information about storage in one common storage facility:** No special measures required.**Further information about storage conditions:** Keep receptacle tightly sealed.**Specific end use(s)** No further relevant information available.**8 Exposure controls/personal protection****Additional information about design of technical systems:** No further data; see item 7.**Control parameters****Components with limit values that require monitoring at the workplace:**

The product does not contain any relevant quantities of materials with critical values that have to be monitored at the workplace.

Additional information: The lists that were valid during the creation were used as basis.**Exposure controls****Personal protective equipment:****General protective and hygienic measures:**

Avoid contact with the eyes and skin.

The usual precautionary measures for handling chemicals should be followed.

Breathing equipment:

Control exposure to ingredients with workplace control parameters if mentioned above. If no ingredients are listed, respiratory protection is generally not required.

If exposure limits are listed and may be exceeded, use approved respiratory protective equipment and filter type appropriate for the listed ingredients. (NIOSH, CEN, etc.).

Protection of hands: Gloves should be worn to prevent skin contact and should be impermeable and resistant to the product.**Material of gloves** Gloves should be worn to prevent skin contact and should be impermeable and resistant to the product.**Eye protection:**

Safety glasses with side shield protection.

Body protection: Use personal protective equipment as required.

USGHS

(Cont. on page 4)

Safety Data Sheet

Printing date 12/21/2016

Version Number 1.0

Reviewed on 12/21/2016

Trade name: *Perm-A-Barrier Aluminum Flashing*

(Cont. from page 3)

* 9 Physical and chemical properties

Information on basic physical and chemical properties

General Information

Appearance:

Form:	Solid
Color:	According to product specification
Odor:	Characteristic
Odor threshold:	Not determined.

pH-value (~): Not applicable.

Change in condition

Melting point/Melting range:	Undetermined.
Boiling point/Boiling range:	Undetermined.
Flash point:	Not applicable.

Flammability (solid, gaseous): Product is not flammable.

Decomposition temperature:	Not determined.
Auto igniting:	Not determined.
Danger of explosion:	Product does not present an explosion hazard.

Explosion limits:

Lower:	Not determined.
Upper:	Not determined.
VOC Content (max):	Not determined.

Vapor pressure:	Not applicable.
Density: (~)	1,1 LBS/CF
Relative density	Not determined.
Vapor density	Not applicable.
Evaporation rate	Not applicable.

Solubility in / Miscibility with Water: Not miscible or difficult to mix.

Partition coefficient (n-octanol/water): Not determined.

Viscosity:

Dynamic:	Not applicable.
Kinematic:	Not applicable.
Molecular weight	Not applicable.

Other information No further relevant information available.

* 10 Stability and reactivity

Reactivity Stable under normal conditions.

Chemical stability

Thermal decomposition: No decomposition if used according to specifications.**Possibility of hazardous reactions** No dangerous reactions known.**Conditions to avoid** No further relevant information available.**Incompatible materials:** No further relevant information available.**Hazardous decomposition products:** Carbon monoxide and carbon dioxide**Additional information:** See section 7 for information on handling, storage and conditions to be avoided.

Safety Data Sheet

Printing date 12/21/2016

Version Number 1.0

Reviewed on 12/21/2016

Trade name: *Perm-A-Barrier Aluminum Flashing*

(Cont. from page 4)

* 11 Toxicological information

Information on toxicological effects**Acute toxicity:****Primary irritant effect:****on the skin:** No irritating effect expected**on the eye:** No irritating effect expected**inhalation:** No irritating effect expected**Additional toxicological information:****Carcinogenic categories****IARC (International Agency for Research on Cancer) Human Carcinogenicity:**
Group 1- Positive, Group 2A- Probable, Group 2B- Possible, Group 3- Not Classifiable

None of the ingredients is listed.

NTP (National Toxicology Program)**K–Known to be carcinogenic, R–May reasonably be anticipated to be carcinogenic**

None of the ingredients is listed.

OSHA-Ca (Occupational Safety & Health Administration)

None of the ingredients is listed.

* 12 Ecological information

Toxicity**Aquatic toxicity:** No further relevant information available.**Persistence and degradability** No further relevant information available.**Behavior in environmental systems:****Bioaccumulative potential** No further relevant information available.**Mobility in soil** No further relevant information available.**Additional ecological information:****General notes:** Not known to be hazardous to water.**Results of PBT and vPvB assessment****PBT:** Not applicable.**vPvB:** Not applicable.**Other adverse effects** No further relevant information available.

* 13 Disposal considerations

Waste treatment methods Comply with Federal, State and local regulations.**Recommendation:**

Must not be disposed of together with household garbage. Do not allow product to reach sewage system.

(Cont. on page 6)

USGHS

Safety Data Sheet

Printing date 12/21/2016

Version Number 1.0

Reviewed on 12/21/2016

Trade name: *Perm-A-Barrier Aluminum Flashing*

(Cont. from page 5)

Uncleaned packagings:**Recommendation:** Disposal must be made according to official regulations.* **14 Transport information****UN-Number**

DOT, IMDG, IATA

Not applicable.

UN proper shipping name

DOT, IMDG, IATA

Not applicable.

Transport hazard class(es)

DOT, IMDG, IATA

Class

Not applicable.

Packing group

DOT, IMDG, IATA

Not applicable.

Environmental hazards:**Marine pollutant:**

No

Special precautions for user

Not applicable.

Transport/Additional information: Not classified as a dangerous good for transport by road, rail or air.**DOT****Remarks:**

Not Regulated.

UN "Model Regulation":

Not applicable.

* **15 Regulatory information****SARA (Superfund Amendments and Reauthorization Act)****Section 302/304 (extremely hazardous substances):**

None of the ingredients is listed.

Section 313 Reportable Ingredients (Chemicals present below reporting threshold are exempt):

None of the ingredients is listed.

SARA Section 312/Tier I & II Hazard Categories: None**North America Chemical Inventory Status****TSCA (Toxic Substances Control Act - United States):**

All ingredients are listed or exempt from listing unless otherwise noted below.

CEPA (Canadian DSL):

All ingredients are listed or exempt from listing unless otherwise noted below.

California Proposition 65**Chemicals known to cause cancer:**

Extracts (petroleum), heavy paraffinic distillate solvent

Polycyclic Aromatic Hydrocarbons

Chemicals known to cause reproductive toxicity for females:

None of the ingredients is listed.

Chemicals known to cause reproductive toxicity for males:

None of the ingredients is listed.

Chemicals known to cause developmental toxicity:

None of the ingredients is listed.

(Cont. on page 7)

USGHS

Safety Data Sheet

Printing date 12/21/2016

Version Number 1.0

Reviewed on 12/21/2016

Trade name: *Perm-A-Barrier Aluminum Flashing*

(Cont. from page 6)

Carcinogenicity Categories**EPA (Environmental Protection Agency)**

None of the ingredients is listed.

TLV-ACGIH (THE American Conference of Governmental Industrial Hygienists)**Human Carcinogen - A1 Confirmed, A2 Suspected, A3 Unknown Relevance, A4 Not Classifiable**

None of the ingredients is listed.

NIOSH-Cancer (National Institute for Occupational Safety and Health)

None of the ingredients is listed.

Volatile Organic Compounds (VOC) reported per the Emission Standards.

If no g/L value is provided this product is not subject to above standard.

*

16 Other information

The data included herein are presented in accordance with various environment, health and safety regulations. It is the responsibility of a recipient of the data to remain currently informed on chemical hazard information, to design and update its own program and to comply with all national, federal, state and local laws and regulations applicable to safety, occupational health, right-to-know and environmental protection.

Department issuing SDS:

GCP Applied Technologies

62 Whittemore Avenue

Cambridge, MA 02140 USA

USA: +1-617-876-1400 (24 hours)

+1-800-354-5414

Date of preparation / last revision 12/21/2016 / -**The first date of preparation** 12/21/2016**Number of revision times and the latest revision date** 1.0 / 12/21/2016

USGHS

1 Identification

Product identifier

Trade name: ***Perm-A-Barrier Wall Flashing***

SDS ID Number: 2757

Relevant identified uses of the substance or mixture, and uses advised against

Waterproofing.

Specialty construction product. Not intended for other uses

Details of the supplier of the safety data sheet

Manufacturer/Supplier:

GCP Applied Technologies
62 Whittemore Avenue
Cambridge, MA 02140 USA

GCP Canada, Inc.
294 Clements Road W.
Ajax, Ontario L1S 3C6 Canada

Information department:

Environmental Health & Safety
USA: +1-617-876-1400 (24 hours)
+1-800-354-5414 (8AM - 5PM) Not functional within Massachusetts
CAN: 1-905-683-8561 (24 hours)
Email address: msds.gcp@gcpat.com

Transport Emergency: Chemtrec +1-800-424-9300 (24 hours)

2 Hazard(s) identification

Classification of the substance or mixture

The product is not classified according to the Globally Harmonized System (GHS).

Additional information:

SDS's are not required for finished articles. nevertheless, the following information is provided to assist with safe use.

Label elements:

Hazard pictograms Not applicable.

Not applicable.

Hazard statements Not applicable.

NFPA ratings (scale 0 - 4)



Health = 1
Fire = 0
Reactivity = 0

HMIS-ratings (scale 0 - 4)



Health = 1
Flammability = 0
Reactivity = 0

Other hazards Contact with residue from adhesive may cause eye and skin irritation.

Results of PBT and vPvB assessment

PBT: Not applicable.

Safety Data Sheet

Printing date 12/06/2016

Version Number 1.0

Reviewed on 12/06/2016

Trade name: *Perm-A-Barrier Wall Flashing*

(Cont. from page 1)

vPvB: Not applicable.

* **3 Composition/information on ingredients****Chemical characterization: Mixture****Hazardous components:** Not applicable.**Additional information:** Non-hazardous ingredients may be listed in Section 15; Right-To-Know disclosure.* **4 First-aid measures****Description of first aid measures****General information:** Get medical advice/attention if you feel unwell.**After inhalation:** No special measures required.**After skin contact:** If skin irritation occurs, consult a doctor.**After eye contact:**

Rinse cautiously with water for several minutes.

If symptoms persist, consult a physician.

After swallowing:

Rinse mouth.

Do NOT induce vomiting.

Information for doctor:**Most important symptoms and effects, both acute and delayed** No further relevant information available.**Indication of any immediate medical attention and special treatment needed** No further relevant information available.* **5 Fire-fighting measures****Special hazards arising from the substance or mixture** No further relevant information available.**Additional information** Collect contaminated fire fighting water separately. It must not enter the sewage system.* **6 Accidental release measures****Personal precautions, protective equipment and emergency procedures**

Wear protective equipment. Keep unprotected persons away.

Methods and material for containment and cleaning up: Pick up mechanically.**Reference to other sections**

See Section 7 for information on safe handling.

See Section 8 for information on personal protection equipment.

See Section 13 for disposal information.

* **7 Handling and storage****Handling:****Precautions for safe handling**

Avoid eye and skin contact with residue from adhesive.

(Cont. on page 3)

USGHS

Safety Data Sheet

Printing date 12/06/2016

Version Number 1.0

Reviewed on 12/06/2016

Trade name: *Perm-A-Barrier Wall Flashing*

(Cont. from page 2)

Wash thoroughly after handling.

Wash skin after handling.

Release liners are slippery. Remove from work area immediately after membrane application.

Membrane is slippery when wet or covered with frost.

Release liners may cause slip and trip hazards.

Do not eat, drink or smoke when using this product.

For professional use only. Keep out of children's reach.

Information about protection against explosions and fires:

Removal of release liner may generate a static electrical discharge (spark).

Conditions for safe storage, including any incompatibilities**Storage:****Information about storage in one common storage facility:** No special measures required.**Further information about storage conditions:** Keep receptacle tightly sealed.**Specific end use(s)** No further relevant information available.

*

8 Exposure controls/personal protection**Additional information about design of technical systems:** No further data; see item 7.**Control parameters****Components with limit values that require monitoring at the workplace:**

The product does not contain any relevant quantities of materials with critical values that have to be monitored at the workplace.

Additional information: The lists that were valid during the creation were used as basis.**Exposure controls****Personal protective equipment:****General protective and hygienic measures:**

Avoid contact with the eyes and skin.

The usual precautionary measures for handling chemicals should be followed.

Breathing equipment:

Control exposure to ingredients with workplace control parameters if mentioned above. If no ingredients are listed, respiratory protection is generally not required.

If exposure limits are listed and may be exceeded, use approved respiratory protective equipment and filter type appropriate for the listed ingredients. (NIOSH, CEN, etc.).

Protection of hands: Gloves should be worn to prevent skin contact and should be impermeable and resistant to the product.**Material of gloves** Gloves should be worn to prevent skin contact and should be impermeable and resistant to the product.**Eye protection:**

Safety glasses with side shield protection.

Body protection: Use personal protective equipment as required.

Safety Data Sheet

Printing date 12/06/2016

Version Number 1.0

Reviewed on 12/06/2016

Trade name: *Perm-A-Barrier Wall Flashing*

(Cont. from page 3)

* 9 Physical and chemical properties

Information on basic physical and chemical properties

General Information

Appearance:

Form:	Solid
Color:	According to product specification
Odor:	Characteristic
Odor threshold:	Not determined.

pH-value (~): Not applicable.

Change in condition

Melting point/Melting range:	Undetermined.
Boiling point/Boiling range:	Undetermined.
Flash point:	Not applicable.

Flammability (solid, gaseous): Product is not flammable.

Decomposition temperature:	Not determined.
Auto igniting:	Not determined.
Danger of explosion:	Product does not present an explosion hazard.

Explosion limits:

Lower:	Not determined.
Upper:	Not determined.
VOC Content (max):	Not determined.

Vapor pressure:	Not applicable.
Density: (~)	1,1 LBS/CF
Relative density	Not determined.
Vapor density	Not applicable.
Evaporation rate	Not applicable.

Solubility in / Miscibility with Water: Not miscible or difficult to mix.

Partition coefficient (n-octanol/water): Not determined.

Viscosity:

Dynamic:	Not applicable.
Kinematic:	Not applicable.
Molecular weight	Not applicable.

Other information No further relevant information available.

* 10 Stability and reactivity

Reactivity Stable under normal conditions.

Chemical stability

Thermal decomposition: No decomposition if used according to specifications.**Possibility of hazardous reactions** No dangerous reactions known.**Conditions to avoid** No further relevant information available.**Incompatible materials:** No further relevant information available.**Hazardous decomposition products:** Carbon monoxide and carbon dioxide**Additional information:** See section 7 for information on handling, storage and conditions to be avoided.

Safety Data Sheet

Printing date 12/06/2016

Version Number 1.0

Reviewed on 12/06/2016

Trade name: *Perm-A-Barrier Wall Flashing*

(Cont. from page 4)

* 11 Toxicological information

Information on toxicological effects**Acute toxicity:****Primary irritant effect:****on the skin:** No irritating effect expected**on the eye:** No irritating effect expected**inhalation:** No irritating effect expected**Additional toxicological information:****Carcinogenic categories****IARC (International Agency for Research on Cancer) Human Carcinogenicity:**
Group 1- Positive, Group 2A- Probable, Group 2B- Possible, Group 3- Not Classifiable

None of the ingredients is listed.

NTP (National Toxicology Program)**K–Known to be carcinogenic, R–May reasonably be anticipated to be carcinogenic**

None of the ingredients is listed.

OSHA-Ca (Occupational Safety & Health Administration)

None of the ingredients is listed.

* 12 Ecological information

Toxicity**Aquatic toxicity:** No further relevant information available.**Persistence and degradability** No further relevant information available.**Behavior in environmental systems:****Bioaccumulative potential** No further relevant information available.**Mobility in soil** No further relevant information available.**Additional ecological information:****General notes:** Not known to be hazardous to water.**Results of PBT and vPvB assessment****PBT:** Not applicable.**vPvB:** Not applicable.**Other adverse effects** No further relevant information available.

* 13 Disposal considerations

Waste treatment methods Comply with Federal, State and local regulations.**Recommendation:**

Must not be disposed of together with household garbage. Do not allow product to reach sewage system.

(Cont. on page 6)

USGHS

Safety Data Sheet

Printing date 12/06/2016

Version Number 1.0

Reviewed on 12/06/2016

Trade name: *Perm-A-Barrier Wall Flashing*

(Cont. from page 5)

Uncleaned packagings:**Recommendation:** Disposal must be made according to official regulations.* **14 Transport information****UN-Number**

DOT, IMDG, IATA

Not applicable.

UN proper shipping name

DOT, IMDG, IATA

Not applicable.

Transport hazard class(es)

DOT, IMDG, IATA

Class

Not applicable.

Packing group

DOT, IMDG, IATA

Not applicable.

Environmental hazards:**Marine pollutant:**

No

Special precautions for user

Not applicable.

Transport/Additional information: Not classified as a dangerous good for transport by road, rail or air.**DOT****Remarks:**

Not Regulated.

UN "Model Regulation":

Not applicable.

* **15 Regulatory information****SARA (Superfund Amendments and Reauthorization Act)****Section 302/304 (extremely hazardous substances):**

None of the ingredients is listed.

Section 313 Reportable Ingredients (Chemicals present below reporting threshold are exempt):

None of the ingredients is listed.

SARA Section 312/Tier I & II Hazard Categories: None**North America Chemical Inventory Status****TSCA (Toxic Substances Control Act - United States):**

All ingredients are listed or exempt from listing unless otherwise noted below.

CEPA (Canadian DSL):

All ingredients are listed or exempt from listing unless otherwise noted below.

California Proposition 65**Chemicals known to cause cancer:**

Extracts (petroleum), heavy paraffinic distillate solvent

Polycyclic Aromatic Hydrocarbons

Chemicals known to cause reproductive toxicity for females:

None of the ingredients is listed.

Chemicals known to cause reproductive toxicity for males:

None of the ingredients is listed.

Chemicals known to cause developmental toxicity:

None of the ingredients is listed.

(Cont. on page 7)

USGHS

Safety Data Sheet

Printing date 12/06/2016

Version Number 1.0

Reviewed on 12/06/2016

Trade name: *Perm-A-Barrier Wall Flashing*

(Cont. from page 6)

Carcinogenicity Categories**EPA (Environmental Protection Agency)**

None of the ingredients is listed.

TLV-ACGIH (THE American Conference of Governmental Industrial Hygienists)**Human Carcinogen - A1 Confirmed, A2 Suspected, A3 Unknown Relevance, A4 Not Classifiable**

None of the ingredients is listed.

NIOSH-Cancer (National Institute for Occupational Safety and Health)

None of the ingredients is listed.

Volatile Organic Compounds (VOC) reported per the Emission Standards.

If no g/L value is provided this product is not subject to above standard.

16 Other information

The data included herein are presented in accordance with various environment, health and safety regulations. It is the responsibility of a recipient of the data to remain currently informed on chemical hazard information, to design and update its own program and to comply with all national, federal, state and local laws and regulations applicable to safety, occupational health, right-to-know and environmental protection.

Department issuing SDS:

GCP Applied Technologies
62 Whittemore Avenue
Cambridge, MA 02140 USA
USA: +1-617-876-1400 (24 hours)
+1-800-354-5414

Date of preparation / last revision 12/06/2016 / -**The first date of preparation** 12/05/2016**Number of revision times and the latest revision date** 1.0 / 12/06/2016

USGHS

Safety Data Sheet

Printing date 02/24/2022

Version Number 1.0

Reviewed on 02/24/2022

1 Identification**Product identifier**Trade name: ***PERM-A-BARRIER® Universal Flashing and Sealant***

SDS ID Number: 747

Relevant identified uses of the substance or mixture, and uses advised against:
Specialty construction product. Not intended for other uses.**Details of the supplier of the safety data sheet****Manufacturer/Supplier:**GCP Applied Technologies
2325 Lakeview Pkwy
Alpharetta GA 30009 USAGCP Canada, Inc.
294 Clements Road W.
Ajax, Ontario L1S 3C6 Canada**Information department:**Environmental Health & Safety
USA: +1-617-876-1400 (24 hours)
+1-800-354-5414 (8AM - 5PM) Not functional within Massachusetts
CAN: 1-905-683-8561 (24 hours)
Email address: msds.gcp@gcpat.com**Transport Emergency:** Chemtrec +1-800-424-9300 (24 hours)**2 Hazard(s) identification****Classification of the substance or mixture**

May cause an allergic skin reaction.

May damage fertility or the unborn child.

Additional information:

SDS's are not required for finished articles. Nevertheless, the following information is provided to assist with safe use.

Label elements: The product is classified and labeled according to the Globally Harmonized System (GHS)**Hazard pictograms**

Danger

Hazard statements

May cause an allergic skin reaction.

May damage fertility or the unborn child.

Precautionary statements

Obtain special instructions before use.

Do not handle until all safety precautions have been read and understood.

Avoid breathing dust/fume/gas/mist/vapors/spray

Contaminated work clothing should not be allowed out of the workplace.

Wear protective gloves/protective clothing/eye protection/face protection.

If on skin: Wash with plenty of water.

If exposed or concerned: Get medical advice/attention.

If skin irritation or rash occurs: Get medical advice/attention.

Wash contaminated clothing before reuse.

Dispose of contents/container in accordance with local/regional/national/international regulations.

Additional information: Avoid breathing dust.

(Cont. on page 2)

USGHS

Safety Data Sheet

Printing date 02/24/2022

Version Number 1.0

Reviewed on 02/24/2022

Trade name: **PERM-A-BARRIER® Universal Flashing and Sealant**

(Cont. from page 1)

Hazard description:

NFPA ratings (scale 0 - 4)



Health = 2
Fire = 1
Reactivity = 0

HMIS-ratings (scale 0 - 4)



Health = *2
Flammability = 1
Reactivity = 0

Other hazards Contact with residue from adhesive may cause eye and skin irritation.**Results of PBT and vPvB assessment****PBT:** Not applicable.**vPvB:** Not applicable.**3 Composition/information on ingredients****Chemical characterization: Mixture****Description:** Mixture of the hazardous substance(s) listed below with additional nonhazardous ingredients.**Hazardous components:**

1317-65-3	Limestone	50-<60%
471-34-1	Calcium carbonate	3-<5%
2768-02-7	Trimethoxyvinylsilane	3-<5%
1760-24-3	N-(3-(trimethoxysilyl)propyl)ethylenediamine	0.1-<1%
22673-19-4	Dibutyltin bis(acetylacetonate)	0.1-<1%

Additional information: Non-hazardous ingredients may be listed in Section 15; Right-To-Know disclosure.**4 First-aid measures****Description of first aid measures****General information:** Get medical advice/attention if you feel unwell.**After inhalation:** IF INHALED: Remove person to fresh air and keep comfortable for breathing.**After skin contact:** If skin irritation occurs, consult a doctor.**After eye contact:**

Rinse cautiously with water for several minutes.
If symptoms persist, consult a physician.

After swallowing:

Rinse mouth.

Do NOT induce vomiting.

Information for doctor:**Most important symptoms and effects, both acute and delayed** Allergic reactions**Indication of any immediate medical attention and special treatment needed** No further relevant information available.**5 Fire-fighting measures****Special hazards arising from the substance or mixture**

Formation of toxic gases is possible during heating or in case of fire.

(Cont. on page 3)

USGHS

Safety Data Sheet

Printing date 02/24/2022

Version Number 1.0

Reviewed on 02/24/2022

Trade name: **PERM-A-BARRIER® Universal Flashing and Sealant**

(Cont. from page 2)

Advice for firefighters**Protective equipment:** Wear personal protective equipment.**Additional information** Collect contaminated fire fighting water separately. It must not enter the sewage system.**6 Accidental release measures****Personal precautions, protective equipment and emergency procedures**

Wear protective equipment. Keep unprotected persons away.

Methods and material for containment and cleaning up: Pick up mechanically.**Reference to other sections**

See Section 7 for information on safe handling.

See Section 8 for information on personal protection equipment.

See Section 13 for disposal information.

7 Handling and storage**Handling:****Precautions for safe handling**

Wash thoroughly after handling.

Avoid eye and skin contact with residue from adhesive.

Release liners are slippery. Remove from work area immediately after membrane application.

Membrane is slippery when wet or covered with frost.

Release liners may cause slip and trip hazards.

Do not eat, drink or smoke when using this product.

Wash skin after handling.

For professional use only. Keep out of children's reach.

Information about protection against explosions and fires:

Removal of release liner may generate a static electrical discharge (spark).

Conditions for safe storage, including any incompatibilities**Storage:****Information about storage in one common storage facility:** Keep respirator available.**Further information about storage conditions:** Keep receptacle tightly sealed.**Specific end use(s)** No further relevant information available.**8 Exposure controls/personal protection****Additional information about design of technical systems:** No further data; see item 7.**Control parameters****Components with limit values that require monitoring at the workplace:****1317-65-3 Limestone**

TWA (USA)	Short-term value: 10 mg/m ³ , mg/m ³ ppm Long-term value: 10 mg/m ³ , mg/m ³ ppm (Particulate matter no asbestos)
-----------	---

471-34-1 Calcium carbonate

PEL (USA)	Long-term value: 15* 5** mg/m ³ *total dust **respirable fraction
REL (USA)	Long-term value: 10* 5** mg/m ³ *total dust **respirable fraction

(Cont. on page 4)

USGHS

Safety Data Sheet

Printing date 02/24/2022

Version Number 1.0

Reviewed on 02/24/2022

Trade name: **PERM-A-BARRIER® Universal Flashing and Sealant**

(Cont. from page 3)

TLV (USA) | TLV withdrawn

2768-02-7 TrimethoxyvinylsilaneEV (Canada) | Short-term value: 60 mg/m³, 10 ppm**Additional information:**

The lists that were valid during the creation were used as basis.
Canadian employers must consult the exposure limits in their province.

Exposure controls**Personal protective equipment:****General protective and hygienic measures:**

Avoid contact with the eyes and skin.

The usual precautionary measures for handling chemicals should be followed.

Breathing equipment:

Control exposure to ingredients with workplace control parameters if mentioned above. If no ingredients are listed, respiratory protection is generally not required.

If exposure limits are listed and may be exceeded, use approved respiratory protective equipment and filter type appropriate for the listed ingredients. (NIOSH, CEN, etc.).

Protection of hands: Gloves should be worn to prevent skin contact and should be impermeable and resistant to the product.

Material of gloves

Gloves should be worn to prevent skin contact and should be impermeable and resistant to the product.
Rubber or other impervious gloves should be worn to prevent skin contact.

Eye protection:

Safety glasses with side shield protection.

Body protection:

Use personal protective equipment as required.

Take off contaminated clothing.

9 Physical and chemical properties**Information on basic physical and chemical properties****General Information****Appearance:**

Form: Paste
Color: Black
Odor: Odorless
Odor threshold: Not determined.

pH-value (~): Not applicable.

Change in condition

Melting point/Melting range: Undetermined.
Boiling point/Boiling range: Undetermined.
Flash point: >140 °C (>284 °F)

Flammability (solid, gaseous): Not determined.

Ignition temperature: Undetermined.

Decomposition temperature: Not determined.

Auto igniting: Not determined.

Danger of explosion: Product does not present an explosion hazard.

Explosion limits:

Lower: Not determined.
Upper: Not determined.

(Cont. on page 5)

USGHS

Safety Data Sheet

Printing date 02/24/2022

Version Number 1.0

Reviewed on 02/24/2022

Trade name: **PERM-A-BARRIER® Universal Flashing and Sealant**

(Cont. from page 4)

Vapor pressure:	Not applicable.
Density: (~)	Not determined.
Vapor density	Not determined.

Solubility in / Miscibility with Water:	Insoluble.
--	------------

Partition coefficient (n-octanol/water):	Not determined.
---	-----------------

Viscosity:	
Dynamic:	Not applicable.
Kinematic:	Not applicable.
Molecular weight	Not determined.

Other information	No further relevant information available.
--------------------------	--

10 Stability and reactivity**Reactivity**

Stable under normal conditions.
No further relevant information available.

Chemical stability

Thermal decomposition: No decomposition if used according to specifications.

Possibility of hazardous reactions

No dangerous reactions known.
No further relevant information available.

Conditions to avoid No further relevant information available.

Incompatible materials: No further relevant information available.

Hazardous decomposition products: Carbon monoxide and carbon dioxide

11 Toxicological information**Information on toxicological effects**

Acute toxicity:

Primary irritant effect:

on the skin: No irritating effect expected

on the eye: No irritating effect expected

inhalation: No irritating effect expected

Sensitization: May cause an allergic skin reaction.

Additional toxicological information:

Carcinogenic categories

IARC (International Agency for Research on Cancer) Human Carcinogenicity:
Group 1- Positive, Group 2A- Probable, Group 2B- Possible, Group 3- Not Classifiable

1333-86-4	Carbon black	2B
14808-60-7	Quartz (SiO ₂)	1

NTP (National Toxicology Program)

K–Known to be carcinogenic, R–May reasonably be anticipated to be carcinogenic

14808-60-7	Quartz (SiO ₂)	K
------------	----------------------------	---

OSHA-Ca (Occupational Safety & Health Administration)

None of the ingredients are listed.

USGHS
(Cont. on page 6)

Safety Data Sheet

Printing date 02/24/2022

Version Number 1.0

Reviewed on 02/24/2022

Trade name: **PERM-A-BARRIER® Universal Flashing and Sealant**

(Cont. from page 5)

12 Ecological information**Toxicity**

Aquatic toxicity: No further relevant information available.

Persistence and degradability No further relevant information available.**Behavior in environmental systems:****Bioaccumulative potential** No further relevant information available.**Mobility in soil** No further relevant information available.**Additional ecological information:****General notes:** Not known to be hazardous to water.**Results of PBT and vPvB assessment****PBT:** Not applicable.**vPvB:** Not applicable.**Other adverse effects** No further relevant information available.**13 Disposal considerations****Disposal methods:**

Consult all regulations (federal, state, provincial, local) or a qualified waste disposal firm when characterizing product for disposal. Dispose of waste in accordance with all applicable regulations.

Recommendation:

Must not be disposed of together with household garbage. Do not allow product to reach sewage system.

Uncleaned packagings:**Recommendation:** Dispose of contents/container in accordance with local/regional/national/international regulations.**14 Transport information****UN-Number**

DOT, IMDG, IATA Not applicable.

UN proper shipping name

DOT, IMDG, IATA Not applicable.

Transport hazard class(es)

DOT, IMDG, IATA

Class Not applicable.

Packing group

DOT, IMDG, IATA Not applicable.

Environmental hazards: Not applicable.**Special precautions for user** Not applicable.**Transport/Additional information:**

DOT

Remarks: Not Regulated.**UN "Model Regulation":** Not applicable.

Safety Data Sheet

Printing date 02/24/2022

Version Number 1.0

Reviewed on 02/24/2022

Trade name: **PERM-A-BARRIER® Universal Flashing and Sealant**

(Cont. from page 6)

15 Regulatory information**Other regulations in domestic and foreign countries****SARA (Superfund Amendments and Reauthorization Act)****Section 302/304 (extremely hazardous substances):**

None of the ingredients is listed.

Section 313 Reportable Ingredients (Chemicals present below reporting threshold are exempt):

None of the ingredients is listed.

SARA Section 312/Tier I & II Hazard Categories:

Health Hazard - Reproductive toxicity

Health Hazard - Respiratory or Skin Sensitization

North America Chemical Inventory Status**TSCA (Toxic Substances Control Act - United States):**

All ingredients are listed or exempt from listing unless otherwise noted below.

CEPA (Canadian DSL):

All ingredients are listed or exempt from listing unless otherwise noted below.

Right to Know Ingredient Disclosure:

1317-65-3 Limestone

1333-86-4 Carbon black

14808-60-7 Quartz (SiO₂)**California Proposition 65: (Substances <0.1% unless noted in Section 3)****Chemicals known to cause cancer:**

Carbon black

Quartz (SiO₂)**Chemicals known to cause reproductive toxicity for females:**

None of the ingredients are listed.

Chemicals known to cause reproductive toxicity for males:

None of the ingredients are listed.

Chemicals known to cause developmental toxicity:

None of the ingredients are listed.

Carcinogenicity Categories**TLV-ACGIH (THE American Conference of Governmental Industrial Hygienists)****Human Carcinogen - A1 Confirmed, A2 Suspected, A3 Unknown Relevance, A4 Not Classifiable**

None of the ingredients are listed.

NIOSH-Cancer (National Institute for Occupational Safety and Health)

1333-86-4 Carbon black

14808-60-7 Quartz (SiO₂)**Volatile Organic Compounds (VOC) reported per the Emission Standards. 20 g/L****16 Other information**

The data included herein are presented in accordance with various environment, health and safety regulations. It is the responsibility of a recipient of the data to remain currently informed on chemical hazard information, to design and update its own program and to comply with all national, federal, state and local laws and regulations applicable to safety, occupational health, right-to-know and environmental protection.

Department issuing SDS:

GCP Applied Technologies

2325 Lakeview Pkwy

Alpharetta GA, 30009 USA

USA: +1-617-876-1400 (24 hours)

+1-800-354-5414

Contact:

The first date of preparation 02/24/2022

Number of revision times and the latest revision date 1.0 / 02/24/2022

PERM-A-BARRIER® Wall Membrane

Five Year Material Warranty

WARRANTY NO. _____

NAME OF BUILDING _____

LOCATION OF BUILDING _____

NAME OF OWNER _____

CONTRACTOR _____

PRODUCT(S) USED PERM-A-BARRIER® Wall Membrane

TOTAL AREA (SF) _____

DATE OF COMPLETED INSTALLATION _____

GCP Applied Technologies Inc. ("GCP") hereby warrants that for a period of Five (5) years from the date of completion of installation identified above, the air permeance of a continuous coating of PERM-A-BARRIER® VPS 30 Membrane when installed and used in strict conformance with the written instructions of GCP will not exceed 0.02 l/s/m² when tested according to ASTM E 2178 at a pressure differential of 75 Pa, and the vapor permeance of PERM-A-BARRIER® VPS 30 Membrane when installed and used in strict conformance with the written instructions of GCP will be no less than 10 perms when tested according to ASTM E96 Method B.

If at any time during such Five (5) year period the PERM-A-BARRIER® VPS 30 Membrane is found by GCP not to comply with this warranty, then GCP will supply to the owner replacement PERM-A-BARRIER® VPS 30 Membrane in a quantity equal to the material found to be nonconforming, with a value not to exceed the purchase price for the material paid to GCP for the original installation.

This warranty does not apply to any failure caused by or due to workmanship or improper installation of the PERM-A-BARRIER® VPS 30 Membrane, abuse of the PERM-A-BARRIER® VPS 30 Membrane, or chemical incompatibility with other materials, acts of God, movement or cracks in excess of 1/16 inch of the immediate substrate, inadequate or faulty design of the subject structure or to repairs or installations made by other persons not authorized by GCP. In addition, this warranty does not cover any costs or expenses associated with 1) the removal or replacement of any material including the exterior sheathing or facade in connection with the testing, repair, removal or replacement of the PERM-A-BARRIER® VPS 30 Membrane and, 2) damages or repairs of any kind or nature to the subject building or its' contents from air, vapor, water or otherwise.

THE FOREGOING WARRANTY IS EXCLUSIVE AND IS IN LIEU OF ANY AND ALL OTHER GUARANTEES OR WARRANTIES, EXPRESS OR IMPLIED, INCLUDING WITHOUT LIMITATION THE IMPLIED WARRANTY OF MERCHANTABILITY AND FITNESS FOR A PARTICULAR PURPOSE. THE REMEDIES OF THE OWNER FOR ANY BREACH OF THIS WARRANTY SHALL BE LIMITED TO THOSE HEREIN PROVIDED TO THE EXCLUSION OF ANY AND ALL OTHER REMEDIES. GCP SHALL NOT BE LIABLE IN ANY CASE FOR ANY DAMAGE TO THE BUILDING OR THE CONTENTS THEREOF, NOR WILL IT BE RESPONSIBLE FOR SPECIAL, INCIDENTAL, CONSEQUENTIAL, OR PENAL DAMAGES. NO AGREEMENT VARYING OR EXTENDING THE FOREGOING WARRANTY REMEDIES WILL BE BINDING UPON GCP UNLESS IN WRITING, SIGNED BY A DULY AUTHORIZED OFFICER OF GCP.

GCP Applied Technologies Inc.

By Title _____ Date _____

LIST OF DRAWINGS

LEGEND

WINDOW DETAILS AT MASONRY CLADDING

PWM-001	WINDOW HEAD DETAIL	MASONRY CLADDING
PWM-002	WINDOW JAMB DETAIL	MASONRY CLADDING
PWM-003	WINDOW SILL DETAIL	MASONRY CLADDING
PWM-003 (3D-1)	WINDOW FLASHING SEQUENCE	SHEET-APPLIED FLASHING
PWM-003 (3D-2)	SHEET-APPLIED FLASHING PRESTRIP	

BASE OF WALL DETAILS AT MASONRY CLADDING

PWM-004	BASE-OF-WALL DETAIL	MASONRY CLADDING
PWM-004 (3D-1)	BASE-OF-WALL FLASHING SEQ. (OPT. 1)	MASONRY CLADDING
PWM-004 (3D-2)	BASE-OF-WALL FLASHING SEQ. (OPT. 2)	MASONRY CLADDING
PWM-004 (ALT 1)	BASE-OF-WALL DETAIL (ALTERNATE 1)	MASONRY CLADDING
PWM-004 (ALT 2)	BASE-OF-WALL DETAIL (ALTERNATE 2)	MASONRY CLADDING

LEDGER DETAILS AT MASONRY CLADDING

PWM-005	FLOOR LINE DETAIL	MASONRY CLADDING
PWM-005 (3D-1)	FLOOR LINE FLASHING SEQ. (OPT. 1)	MASONRY CLADDING
PWM-005 (3D-2)	FLOOR LINE FLASHING SEQ. (OPT. 2)	MASONRY CLADDING
PWM-006A	MASONRY ANCHOR DETAIL	CMU SUBSTRATE
PWM-006B	MASONRY ANCHOR DETAIL	FRAMED SUBSTRATE

PARAPET DETAILS AT MASONRY CLADDING

PWM-007	PARAPET DETAIL	MASONRY CLADDING
---------	----------------	------------------

EXPANSION AND CONTROL JOINT DETAILS

PWM-008	EXPANSION JOINT DETAIL
PWM-009	CONTROL JOINT DETAIL

WINDOW DETAILS AT NON-MASONRY CLADDING

PWM-010	WINDOW HEAD DETAIL	NON-MASONRY CLADDING
PWM-011	WINDOW JAMB DETAIL	NON-MASONRY CLADDING
PWM-012	WINDOW SILL DETAIL	NON-MASONRY CLADDING

NON-MASONRY CLADDING DETAILS

PWM-013	FLOOR LINE DETAIL	NON-MASONRY CLADDING
PWM-014	CONCRETE STEM WALL DETAIL	NON-MASONRY CLADDING
PWM-015	BASE-OF-WALL DETAIL AT GRADE	NON-MASONRY CLADDING
PWM-016	BASE-OF-WALL DETAIL	NON-MASONRY CLADDING
PWM-017	INSIDE CORNER DETAIL	NON-MASONRY CLADDING
PWM-017 (ALT)	INSIDE CORNER DETAIL (ALTERNATE)	NON-MASONRY CLADDING
PWM-018	OUTSIDE CORNER DETAIL	NON-MASONRY CLADDING
PWM-018 (ALT)	OUTSIDE CORNER DETAIL (ALTERNATE)	NON-MASONRY CLADDING
PWM-019	KNIFEPLATE PENETRATION DETAIL	NON-MASONRY CLADDING
PWM-020	PENETRATION DETAILS	NON-MASONRY CLADDING

CURTAINWALL DETAILS AT NON-MASONRY CLADDING

PWM-021	CURTAINWALL HEAD DETAIL	NON-MASONRY CLADDING
PWM-022	CURTAINWALL JAMB DETAIL	NON-MASONRY CLADDING
PWM-023	CURTAINWALL SILL DETAIL	NON-MASONRY CLADDING

DEFLECTION JOINT

PWM-024	DEFLECTION JOINT	NON-MASONRY CLADDING
---------	------------------	----------------------

GENERAL NOTES

- Detail not suitable for all climates. Avoiding excessive moisture accumulation in exterior walls is dependent on many factors including proper placement of insulation and water, air, and vapor control layers in the wall. Confirm membranes are suitable for project specific service temperatures. For assistance with exterior wall design, consult with a building science professional.
- Install all GCP products in accordance with GCP Product Data Sheets and GCP recommendations.
- GCP products are indicated in the detail legend in **BOLDFACE** font. Detail components by others are indicated in **GRAY FONT**. Install components per manufacturer and project specific requirements.

Refer to air barrier system product data sheet for acceptable SELF-ADHERED FLASHING products.

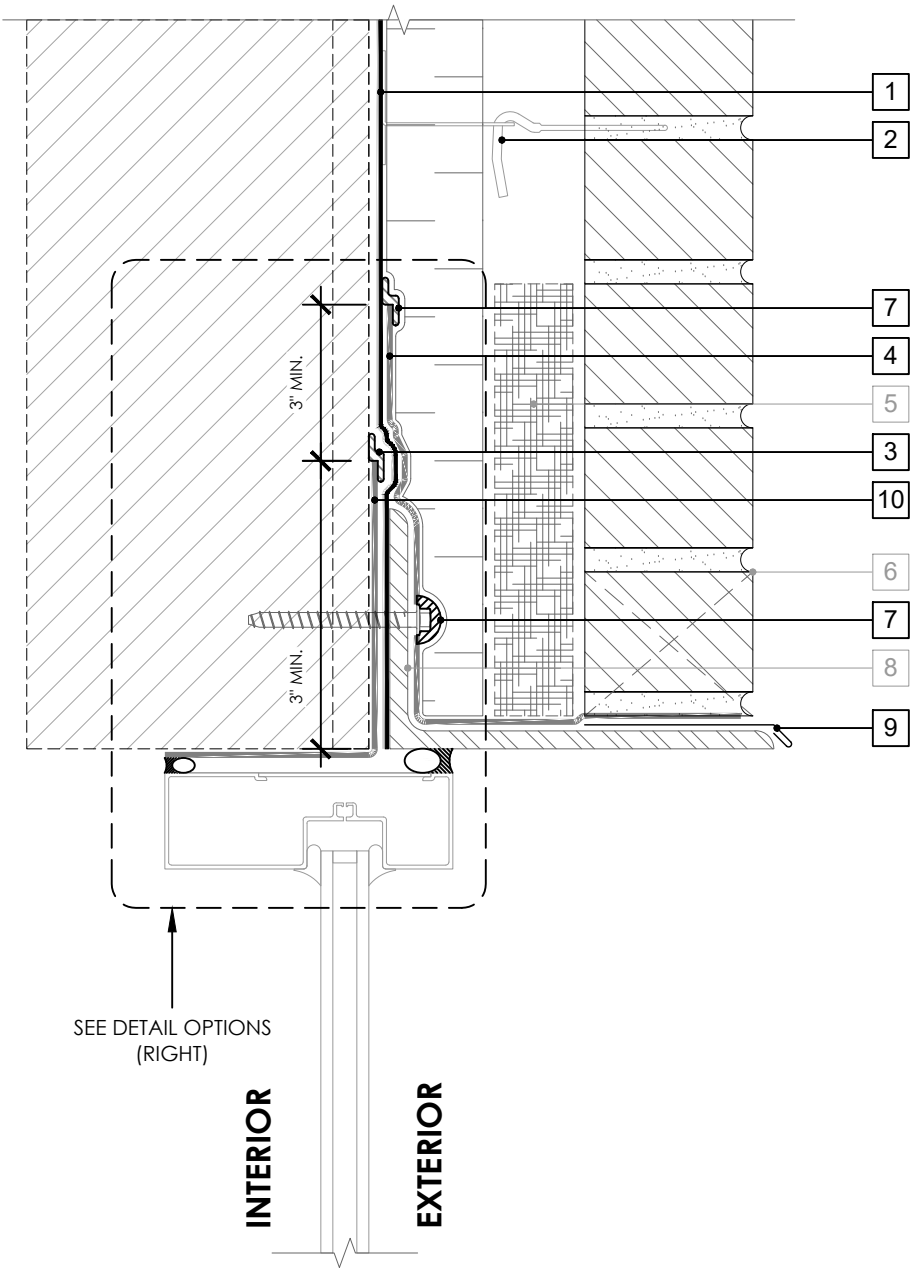


LIST OF DRAWINGS

PERM-A-BARRIER® WALL
MEMBRANE

DRAWING:	PWM-000
SCALE:	3" = 1'
EFFECTIVE DATE:	2020.05.21
SUPERCEDES:	NEW

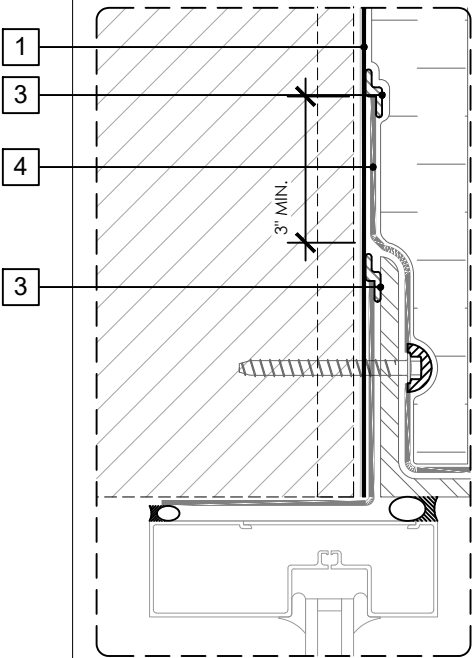
OPTION 1



LEGEND

- 1. PERM-A-BARRIER® WALL MEMBRANE
- 2. MASONRY ANCHOR DETAILING (SEE DRAWING PWM-006)
- 3. BITUTHENE MASTIC, BITUTHENE LIQUID MEMBRANE, OR GCP APPROVED SEALANT - 1-INCH TROWELED BEAD
- 4. PERM-A-BARRIER® WALL FLASHING (STAR CUT AT BOLT) - PRIME SUBSTRATE WHERE REQUIRED
- 5. MORTAR COLLECTION MESH
- 6. MASONRY WEEP/VENT
- 7. PERM-A-BARRIER® S100, PERM-A-BARRIER® LIQUID FLASHING, BITUTHENE MASTIC, OR BITUTHENE LIQUID MEMBRANE
- 8. CONTINUOUS SHELF ANGLE SUPPORT PER STRUCTURAL
- 9. SHEET METAL FLASHING PER ARCH
- 10. PERM-A-BARRIER® SELF-ADHERED FLASHING*

OPTION 2



GENERAL NOTES

- 1. Detail not suitable for all climates. Avoiding excessive moisture accumulation in exterior walls is dependent on many factors including proper placement of insulation and water, air, and vapor control layers in the wall. Confirm membranes are suitable for project specific service temperatures. For assistance with exterior wall design, consult with a building science professional.
- 2. Install all GCP products in accordance with GCP Product Data Sheets and GCP recommendations.
- 3. GCP products are indicated in the detail legend in **BOLDFACE** font. Detail components by others are indicated in GRAY FONT. Install components per manufacturer and project specific requirements.

Refer to air barrier system product data sheet for acceptable SELF-ADHERED FLASHING products.



WINDOW HEAD DETAIL -
MASONRY CLADDING

PERM-A-BARRIER® WALL
MEMBRANE

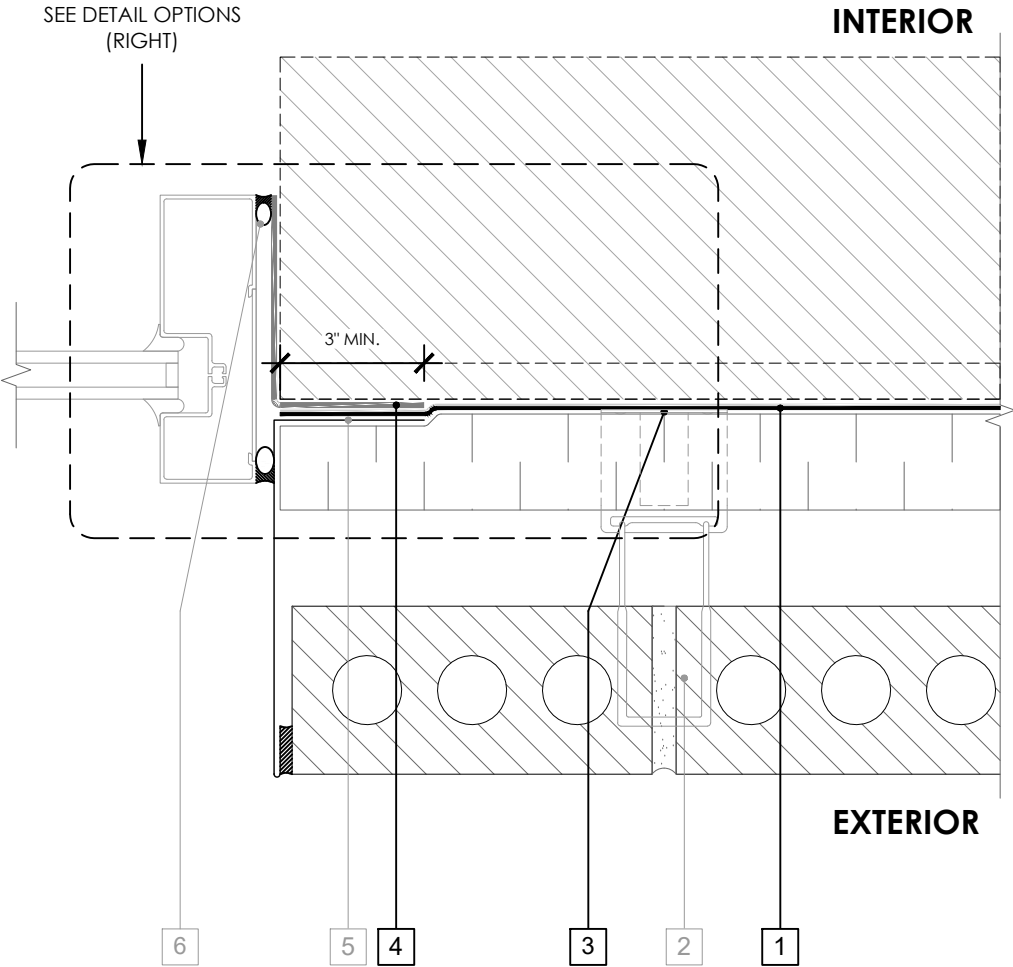
DRAWING: PWM-001

SCALE: 3" = 1'

EFFECTIVE DATE: 2020.05.21

SUPERCEDES: NEW

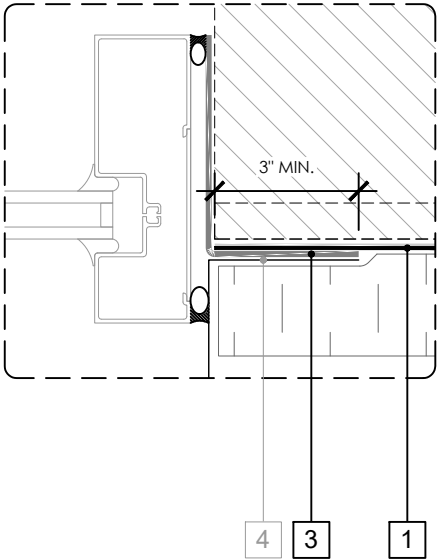
OPTION 1



LEGEND

- 1. PERM-A-BARRIER® WALL MEMBRANE
- 2. MASONRY ANCHOR DETAILING (SEE DRAWING PWM-006)
- 3. PERM-A-BARRIER® S100, PERM-A-BARRIER® LIQUID FLASHING, BITUTHENE MASTIC, OR BITUTHENE LIQUID MEMBRANE AROUND FASTENER IF REQUIRED
- 4. PERM-A-BARRIER® SELF-ADHERED FLASHING*
- 5. SHEET METAL FLASHING PER ARCH
- 6. INTERIOR AIR SEALANT OVER BACKER ROD

OPTION 2



GENERAL NOTES

- 1. Detail not suitable for all climates. Avoiding excessive moisture accumulation in exterior walls is dependent on many factors including proper placement of insulation and water, air, and vapor control layers in the wall. Confirm membranes are suitable for project specific service temperatures. For assistance with exterior wall design, consult with a building science professional.
- 2. Install all GCP products in accordance with GCP Product Data Sheets and GCP recommendations.
- 3. GCP products are indicated in the detail legend in **BOLDFACE** font. Detail components by others are indicated in GRAY FONT. Install components per manufacturer and project specific requirements.

Refer to air barrier system product data sheet for acceptable SELF-ADHERED FLASHING products.



WINDOW JAMB DETAIL -
MASONRY CLADDING

PERM-A-BARRIER® WALL
MEMBRANE

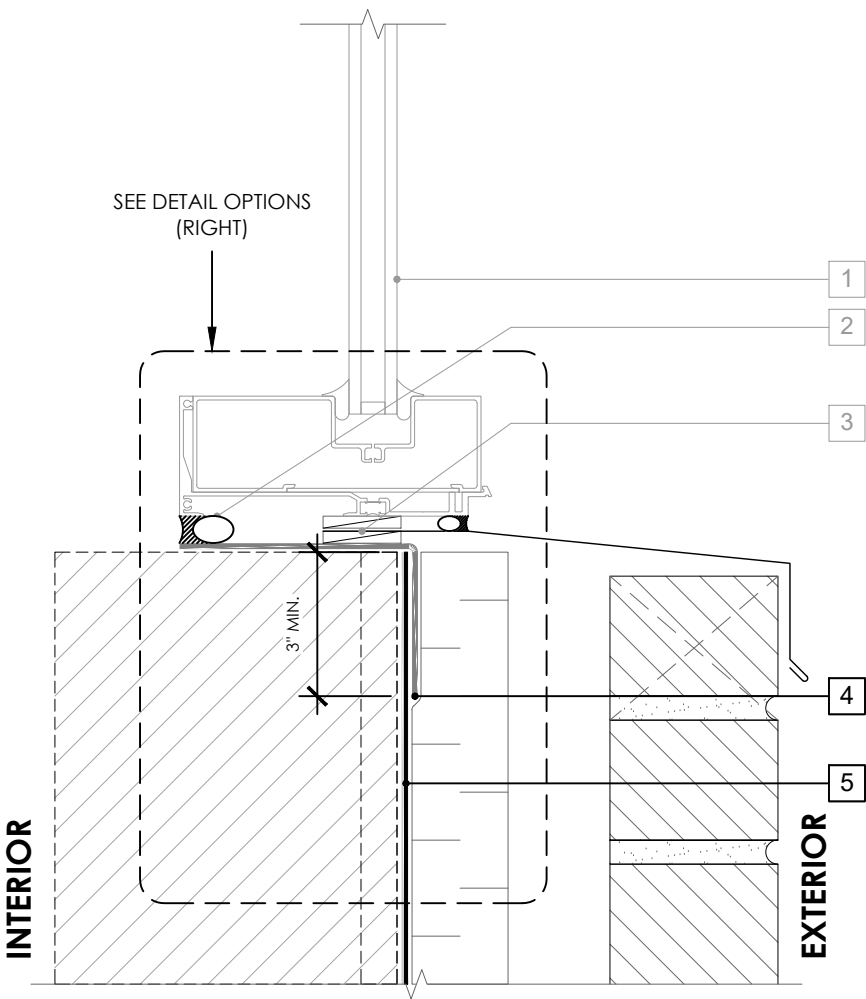
DRAWING: PWM-002

SCALE: 3" = 1'

EFFECTIVE DATE: 2020.05.21

SUPERCEDES: NEW

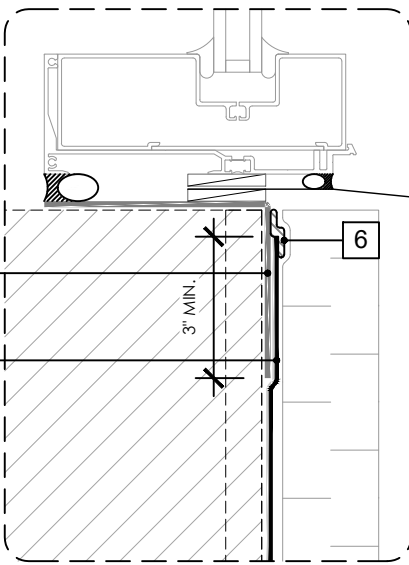
OPTION 1



LEGEND

- 1. NON-FLANGED WINDOW SYSTEM
- 2. INTERIOR AIR SEALANT OVER BACKER ROD
- 3. SHEET METAL FLASHING SANDWICHED BETWEEN INTERMITTENT SHIMS
- 4. **PERM-A-BARRIER® SELF-ADHERED FLASHING***
- 5. **PERM-A-BARRIER® WALL MEMBRANE**
- 6. **PERM-A-BARRIER® S100, PERM-A-BARRIER® LIQUID FLASHING, BITUTHENE MASTIC, OR BITUTHENE LIQUID MEMBRANE**

OPTION 2



GENERAL NOTES

- 1. Detail not suitable for all climates. Avoiding excessive moisture accumulation in exterior walls is dependent on many factors including proper placement of insulation and water, air, and vapor control layers in the wall. Confirm membranes are suitable for project specific service temperatures. For assistance with exterior wall design, consult with a building science professional.
- 2. Install all GCP products in accordance with GCP Product Data Sheets and GCP recommendations.
- 3. GCP products are indicated in the detail legend in **BOLDFACE** font. Detail components by others are indicated in GRAY FONT. Install components per manufacturer and project specific requirements.

Refer to air barrier system product data sheet for acceptable SELF-ADHERED FLASHING products.



WINDOW SILL DETAIL -
MASONRY CLADDING

PERM-A-BARRIER® WALL
MEMBRANE

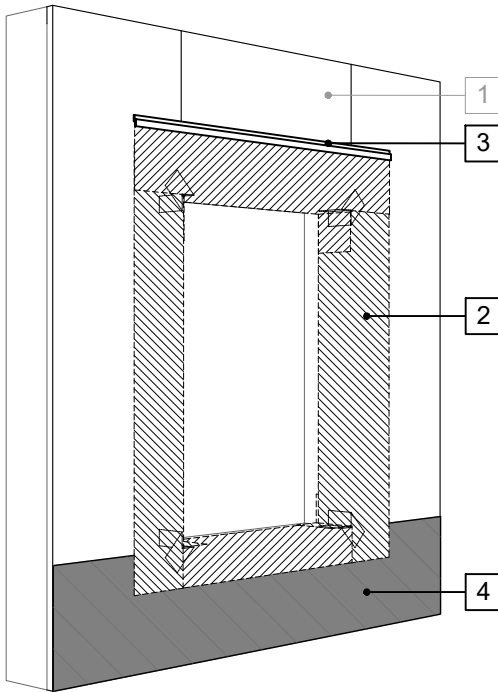
DRAWING: PWM-003

SCALE: 3" = 1'

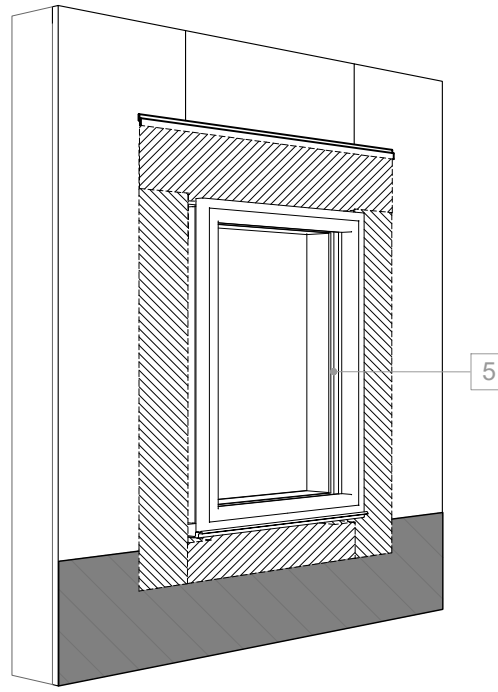
EFFECTIVE DATE: 2020.05.21

SUPERCEDES: NEW

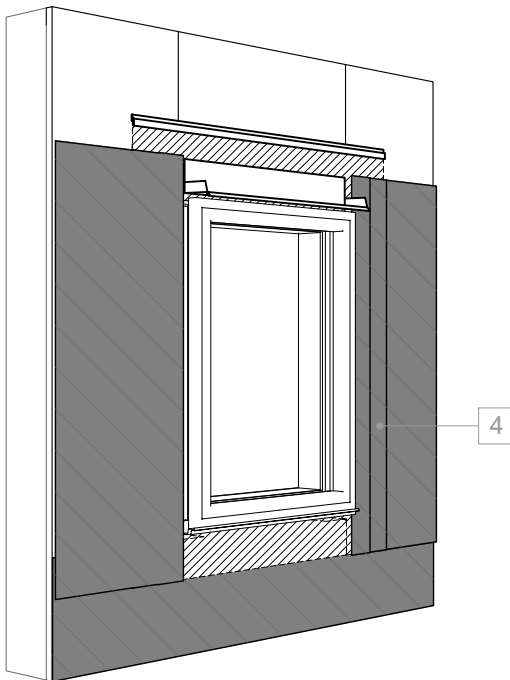
STEP 1



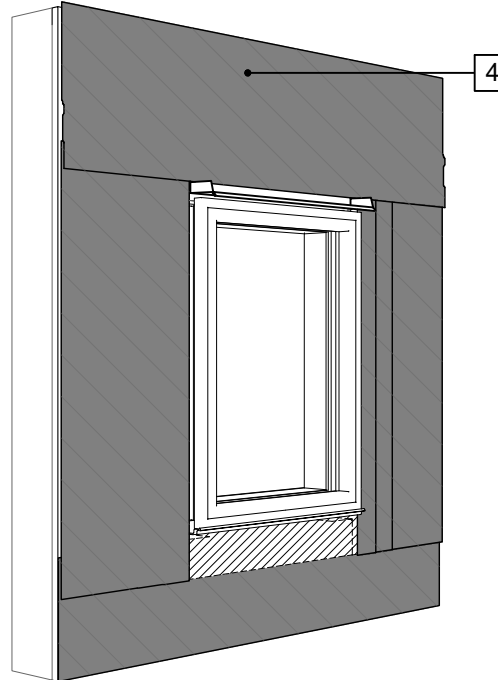
STEP 2



STEP 3



STEP 4



LEGEND

1. SHEATHING SUBSTRATE
2. **PERM-A-BARRIER®** DETAIL MEMBRANE, NPS DETAIL MEMBRANE, ALUMINUM FLASHING, OR WALL FLASHING - PRIME SUBSTRATE WHERE REQUIRED; SEE PWM-003 (3D-2)
3. **PERM-A-BARRIER®** S100, **PERM-A-BARRIER®** LIQUID FLASHING, BITUTHENE MASTIC, OR BITUTHENE LIQUID MEMBRANE - 1-INCH TROWELED BEAD
4. **PERM-A-BARRIER®** WALL MEMBRANE
5. WINDOW PER ARCH

NOTE

- CONTINUOUS AIR AND WATER SEAL AT PERIMETER OF FENESTRATION, FENESTRATION ATTACHMENT, AND DRAINAGE OF ROUGH OPENING TO BE PER PROJECT SPECIFIC REQUIREMENTS
- SEAL ALL NON-WATER SHEDDING EDGES WITH ACCEPTABLE SEALANT
- OPTIONAL: WINDOW FLASHING SEQUENCE CAN BE COMPLETED AFTER FIELD APPLICATION OF **PERM-A-BARRIER®** WALL MEMBRANE

GENERAL NOTES

1. Detail not suitable for all climates. Avoiding excessive moisture accumulation in exterior walls is dependent on many factors including proper placement of insulation and water, air, and vapor control layers in the wall. Confirm membranes are suitable for project specific service temperatures. For assistance with exterior wall design, consult with a building science professional.
2. Install all GCP products in accordance with GCP Product Data Sheets and GCP recommendations.
3. GCP products are indicated in the detail legend in **BOLDFACE** font. Detail components by others are indicated in GRAY FONT. Install components per manufacturer and project specific requirements.

*Refer to air barrier system product data sheet for acceptable self-adhered flashing products.



WINDOW FLASHING SEQUENCE - SHEET APPLIED FLASHING

PERM-A-BARRIER® WALL
MEMBRANE

DRAWING: PWM-003 (3D-1)

SCALE: 3" = 1'

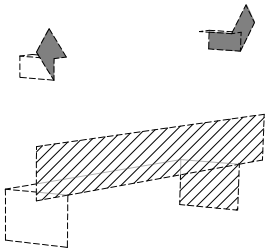
EFFECTIVE DATE: 2020.05.21

SUPERCEDES: NEW

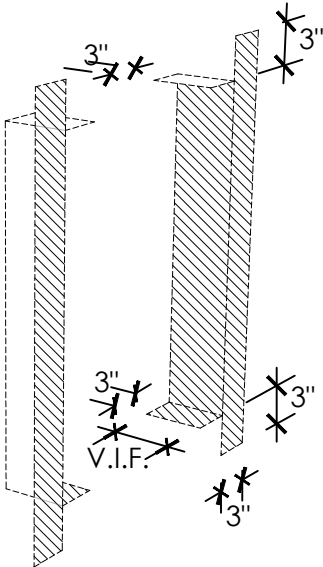
WINDOW PRESTRIP VARIATIONS

A. WITHOUT BACK DAM ANGLE

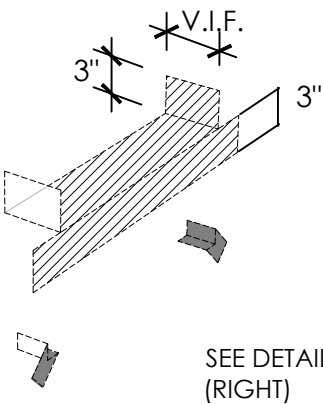
STEP 3



STEP 2



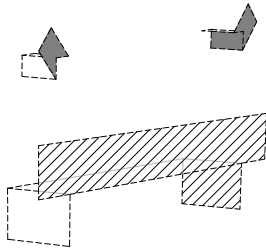
STEP 1



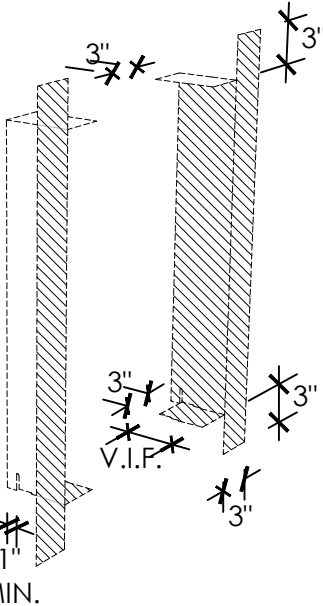
SEE DETAIL A
(RIGHT)

B. WITH BACK DAM ANGLE

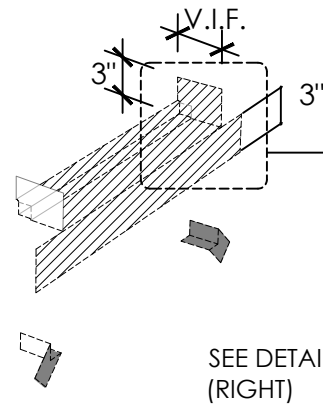
STEP 3



STEP 2



STEP 1

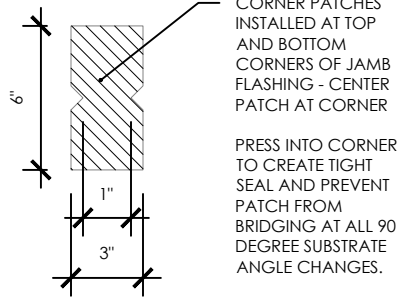


SEE DETAIL B
(RIGHT)

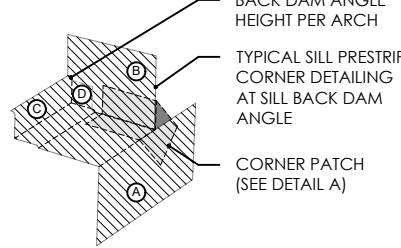
LEGEND

- WINDOW PRESTRIP PERM-A-BARRIER®
- DETAIL MEMBRANE, NPS DETAIL
- MEMBRANE, ALUMINUM FLASHING,
- OR WALL FLASHING
- PRIME SUBSTRATE WHERE REQUIRED

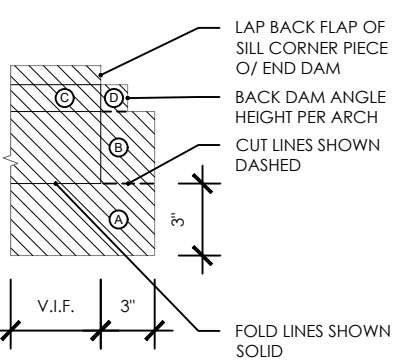
DETAIL A



DETAIL B



FOLDING TEMPLATE



GENERAL NOTES

1. Detail not suitable for all climates. Avoiding excessive moisture accumulation in exterior walls is dependent on many factors including proper placement of insulation and water, air, and vapor control layers in the wall. Confirm membranes are suitable for project specific service temperatures. For assistance with exterior wall design, consult with a building science professional.
2. Install all GCP products in accordance with GCP Product Data Sheets and GCP recommendations.
3. GCP products are indicated in the detail legend in **BOLDFACE** font. Detail components by others are indicated in **GRAY FONT**. Install components per manufacturer and project specific requirements.

Refer to air barrier system product data sheet for acceptable SELF-ADHERED FLASHING products.

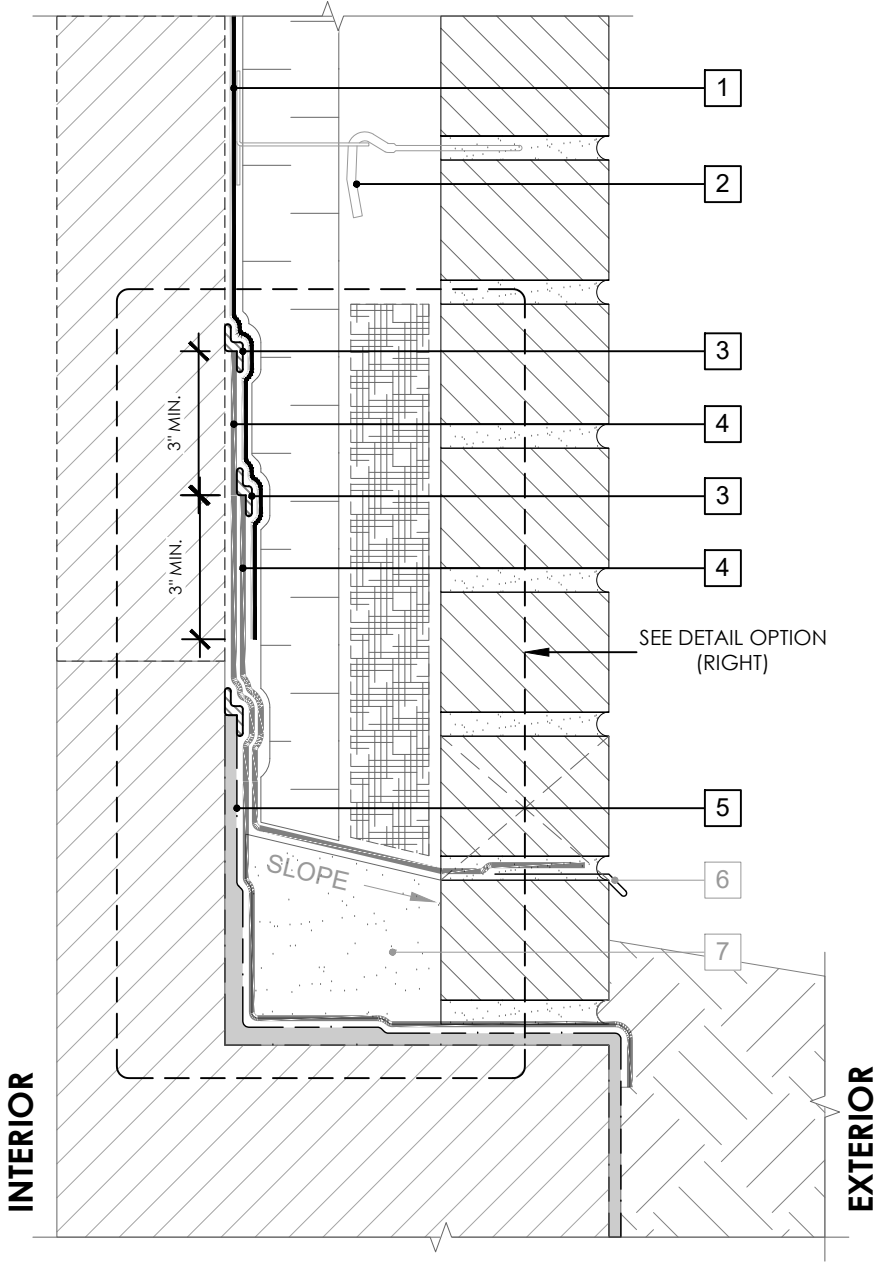


SHEET-APPLIED FLASHING PRESTRIP

PERM-A-BARRIER® WALL
MEMBRANE

DRAWING:	PWM-003 (3D-2)
SCALE:	3" = 1'
EFFECTIVE DATE:	2020.05.21
SUPERCEDES:	NEW

OPTION 1

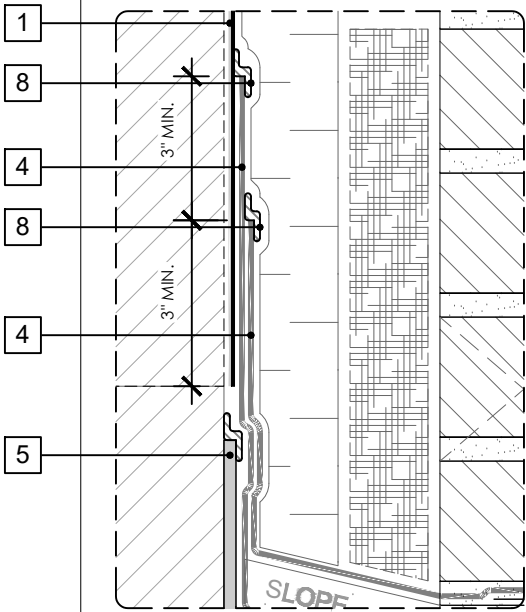


SEE PWM-004 (3D-1) FOR 3D DETAIL

LEGEND

- 1. PERM-A-BARRIER® WALL MEMBRANE
- 2. MASONRY ANCHOR DETAILING (SEE DRAWING PWM-006)
- 3. BITUTHENE MASTIC, BITUTHENE LIQUID MEMBRANE, OR GCP APPROVED SEALANT - 1-INCH TROWELED BEAD
- 4. PERM-A-BARRIER® WALL FLASHING - PRIME SUBSTRATE WHERE REQUIRED
- 5. BELOW GRADE WATERPROOFING SYSTEM - SEE GCPAT.COM
- 6. SHEET METAL FLASHING PER ARCH
- 7. GROUT SOLID TO HEIGHT OF CURB - SLOPE TOP
- 8. PERM-A-BARRIER® S100, PERM-A-BARRIER® LIQUID FLASHING, BITUTHENE MASTIC, OR BITUTHENE LIQUID MEMBRANE - 1-INCH TROWELED BEAD

OPTION 2



SEE PWM-004 (3D-2) FOR 3D DETAIL

GENERAL NOTES

- 1. Detail not suitable for all climates. Avoiding excessive moisture accumulation in exterior walls is dependent on many factors including proper placement of insulation and water, air, and vapor control layers in the wall. Confirm membranes are suitable for project specific service temperatures. For assistance with exterior wall design, consult with a building science professional.
- 2. Install all GCP products in accordance with GCP Product Data Sheets and GCP recommendations.
- 3. GCP products are indicated in the detail legend in **BOLDFACE** font. Detail components by others are indicated in **GRAY FONT**. Install components per manufacturer and project specific requirements.

Refer to air barrier system product data sheet for acceptable SELF-ADHERED FLASHING products.



BASE OF WALL DETAIL -
MASONRY CLADDING

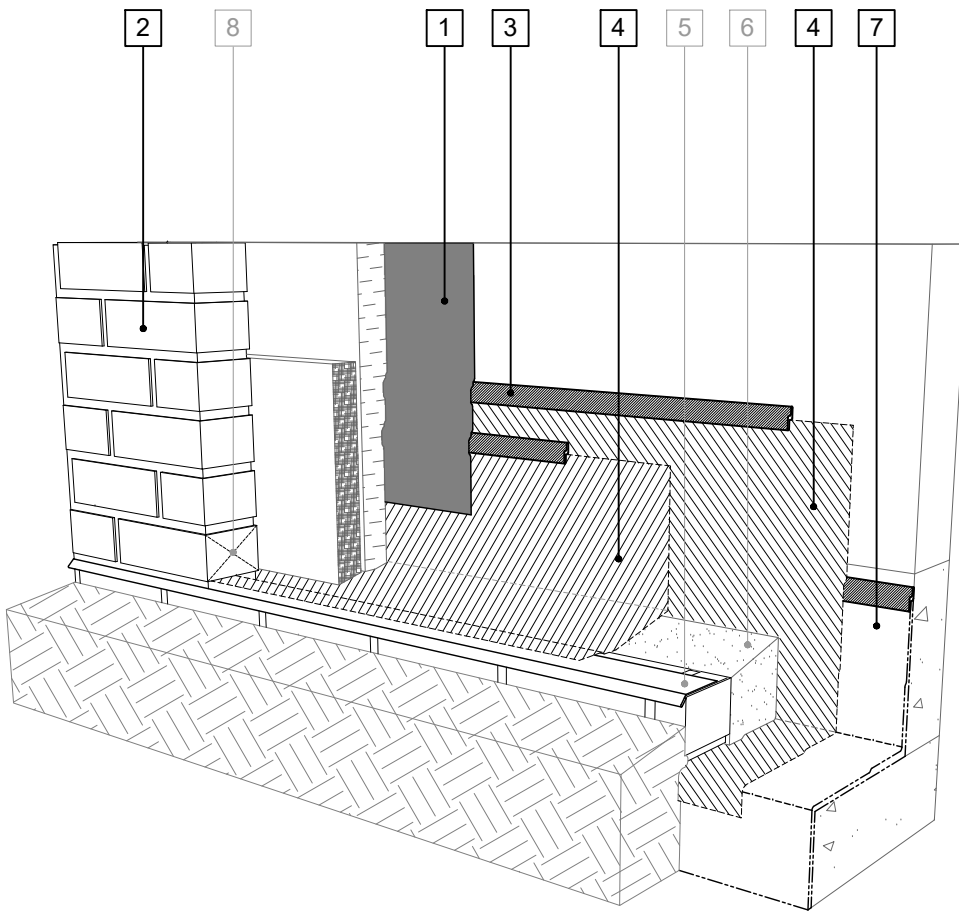
PERM-A-BARRIER® WALL
MEMBRANE

DRAWING: PWM-004

SCALE: 3" = 1'

EFFECTIVE DATE: 2020.05.21

SUPERCEDES: NEW



LEGEND

1. **PERM-A-BARRIER® WALL MEMBRANE**
2. **MASONRY ANCHOR DETAILING (SEE DRAWING PWM-006)**
3. **BITUTHENE MASTIC, BITUTHENE LIQUID MEMBRANE, OR GCP APPROVED SEALANT - 1-INCH TROWELED BEAD**
4. **PERM-A-BARRIER® WALL FLASHING - PRIME SUBSTRATE WHERE REQUIRED**
5. **SHEET METAL FLASHING PER ARCH**
6. **GROUT SOLID TO HEIGHT OF CURB - SLOPE TOP**
7. **BELOW GRADE WATERPROOFING SYSTEM - SEE GCPAT.COM**
8. **MASONRY WEEP/VENT**

SEE PWM-004 (OPTION 1) FOR 2D DETAIL

GENERAL NOTES

1. Detail not suitable for all climates. Avoiding excessive moisture accumulation in exterior walls is dependent on many factors including proper placement of insulation and water, air, and vapor control layers in the wall. Confirm membranes are suitable for project specific service temperatures. For assistance with exterior wall design, consult with a building science professional.
2. Install all GCP products in accordance with GCP Product Data Sheets and GCP recommendations.
3. GCP products are indicated in the detail legend in **BOLDFACE** font. Detail components by others are indicated in **GRAY FONT**. Install components per manufacturer and project specific requirements.

Refer to air barrier system product data sheet for acceptable SELF-ADHERED FLASHING products.



BASE OF WALL FLASHING SEQUENCE (OPTION 1) - MASONRY CLADDING

PERM-A-BARRIER® WALL
MEMBRANE

DRAWING: PWM-004 (3D-1)

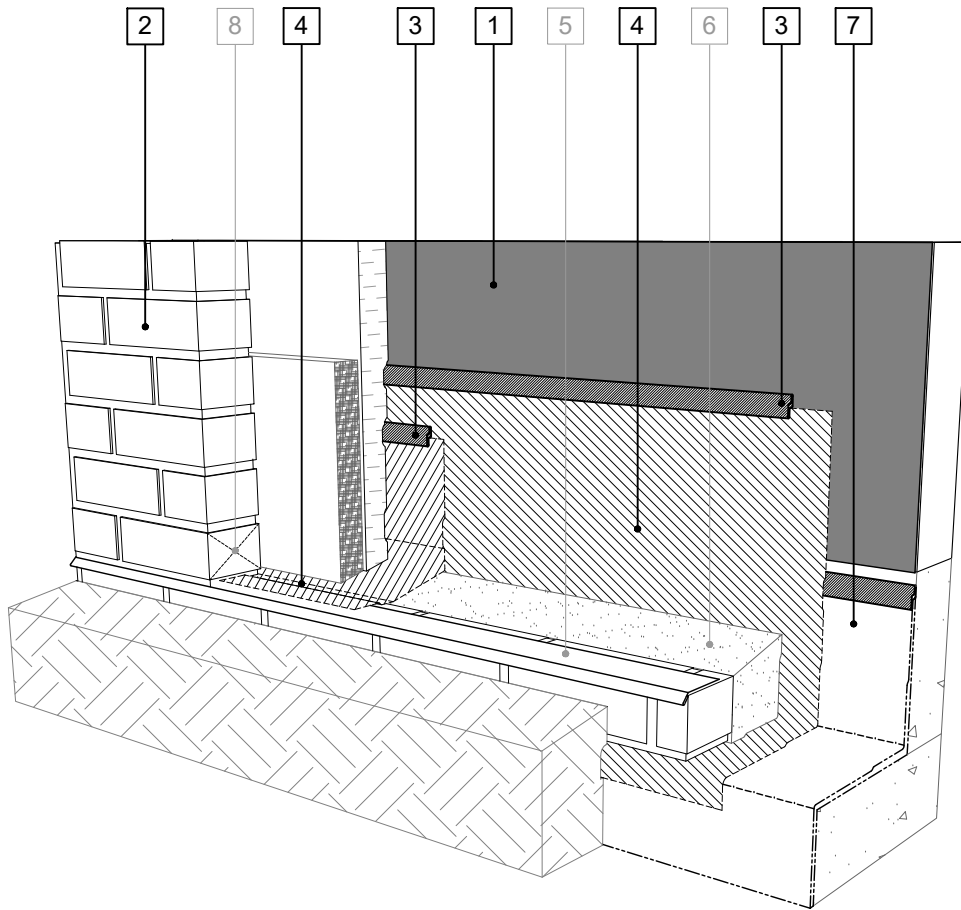
SCALE: 3" = 1'

EFFECTIVE DATE: 2020.05.21

SUPERCEDES: NEW

LEGEND

1. **PERM-A-BARRIER® WALL MEMBRANE**
2. **MASONRY ANCHOR DETAILING (SEE DRAWING PWM-006)**
3. **PERM-A-BARRIER® S100, PERM-A-BARRIER® LIQUID FLASHING, BITUTHENE MASTIC, OR BITUTHENE LIQUID MEMBRANE - 1-INCH TROWELED BEAD**
4. **PERM-A-BARRIER® WALL FLASHING - PRIME SUBSTRATE WHERE REQUIRED**
5. SHEET METAL FLASHING PER ARCH
6. GROUT SOLID TO HEIGHT OF CURB - SLOPE TOP
7. **BELOW GRADE WATERPROOFING SYSTEM - SEE GCPAT.COM**
8. MASONRY WEEP/VENT



SEE PWM-004 (OPTION 2) FOR 2D DETAIL

GENERAL NOTES

1. Detail not suitable for all climates. Avoiding excessive moisture accumulation in exterior walls is dependent on many factors including proper placement of insulation and water, air, and vapor control layers in the wall. Confirm membranes are suitable for project specific service temperatures. For assistance with exterior wall design, consult with a building science professional.
2. Install all GCP products in accordance with GCP Product Data Sheets and GCP recommendations.
3. GCP products are indicated in the detail legend in **BOLDFACE** font. Detail components by others are indicated in GRAY FONT. Install components per manufacturer and project specific requirements.

Refer to air barrier system product data sheet for acceptable SELF-ADHERED FLASHING products.



BASE OF WALL FLASHING SEQUENCE (OPTION 2) - MASONRY CLADDING

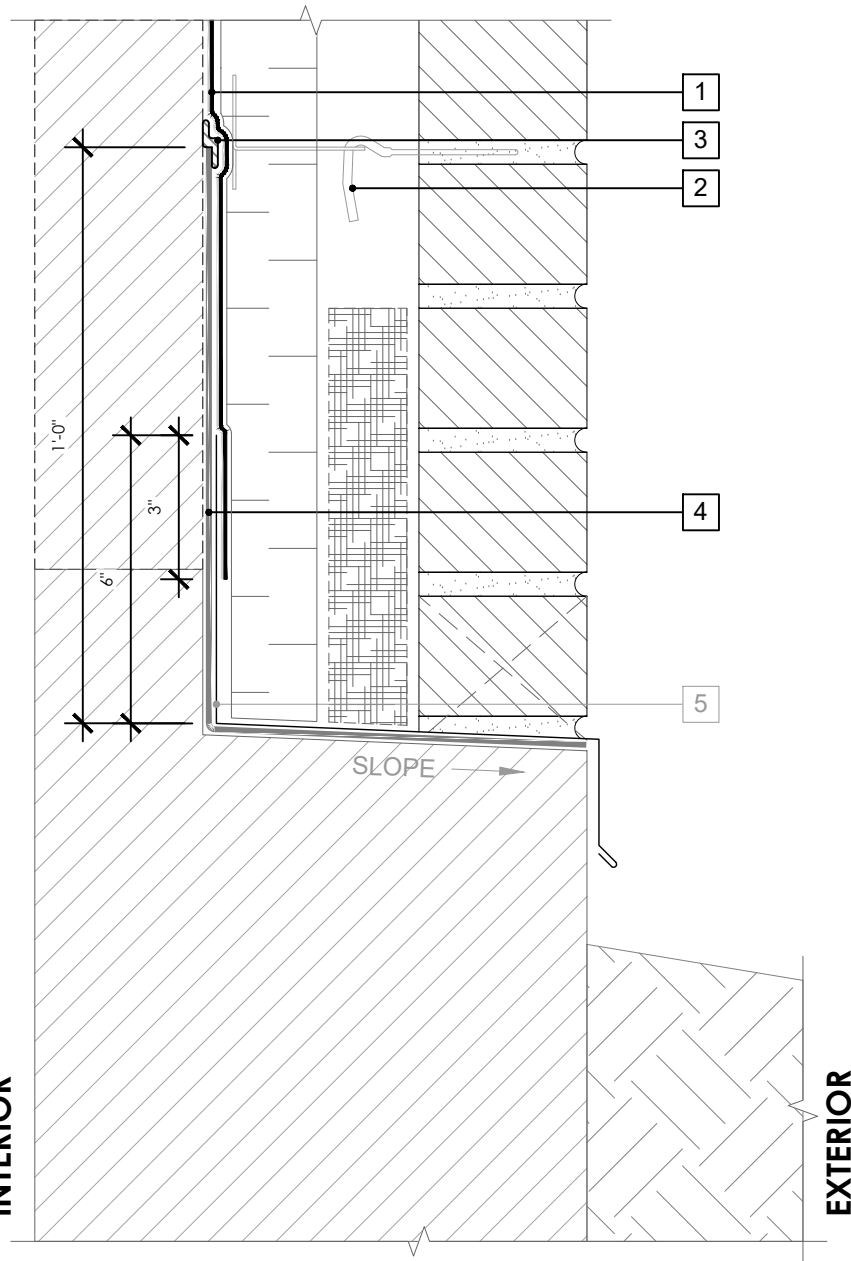
PERM-A-BARRIER® WALL
MEMBRANE

DRAWING: PWM-004 (3D-2)

SCALE: 3" = 1'

EFFECTIVE DATE: 2020.05.21

SUPERCEDES: NEW



LEGEND

1. PERM-A-BARRIER® WALL MEMBRANE
2. MASONRY ANCHOR DETAILING (SEE DRAWING PWM-006)
3. BITUTHENE MASTIC, BITUTHENE LIQUID MEMBRANE, OR GCP APPROVED SEALANT - 1-INCH TROWELED BEAD
4. PERM-A-BARRIER® WALL FLASHING
5. SHEET METAL FLASHING PER ARCH

GENERAL NOTES

1. Detail not suitable for all climates. Avoiding excessive moisture accumulation in exterior walls is dependent on many factors including proper placement of insulation and water, air, and vapor control layers in the wall. Confirm membranes are suitable for project specific service temperatures. For assistance with exterior wall design, consult with a building science professional.
2. Install all GCP products in accordance with GCP Product Data Sheets and GCP recommendations.
3. GCP products are indicated in the detail legend in **BOLDFACE** font. Detail components by others are indicated in GRAY FONT. Install components per manufacturer and project specific requirements.

Refer to air barrier system product data sheet for acceptable SELF-ADHERED FLASHING products.



BASE OF WALL DETAIL (ALTERNATE 1) - MASONRY CLADDING

PERM-A-BARRIER® WALL
MEMBRANE

DRAWING: PWM-004 (ALT 1)

SCALE: 3" = 1'

EFFECTIVE DATE: 2020.05.21

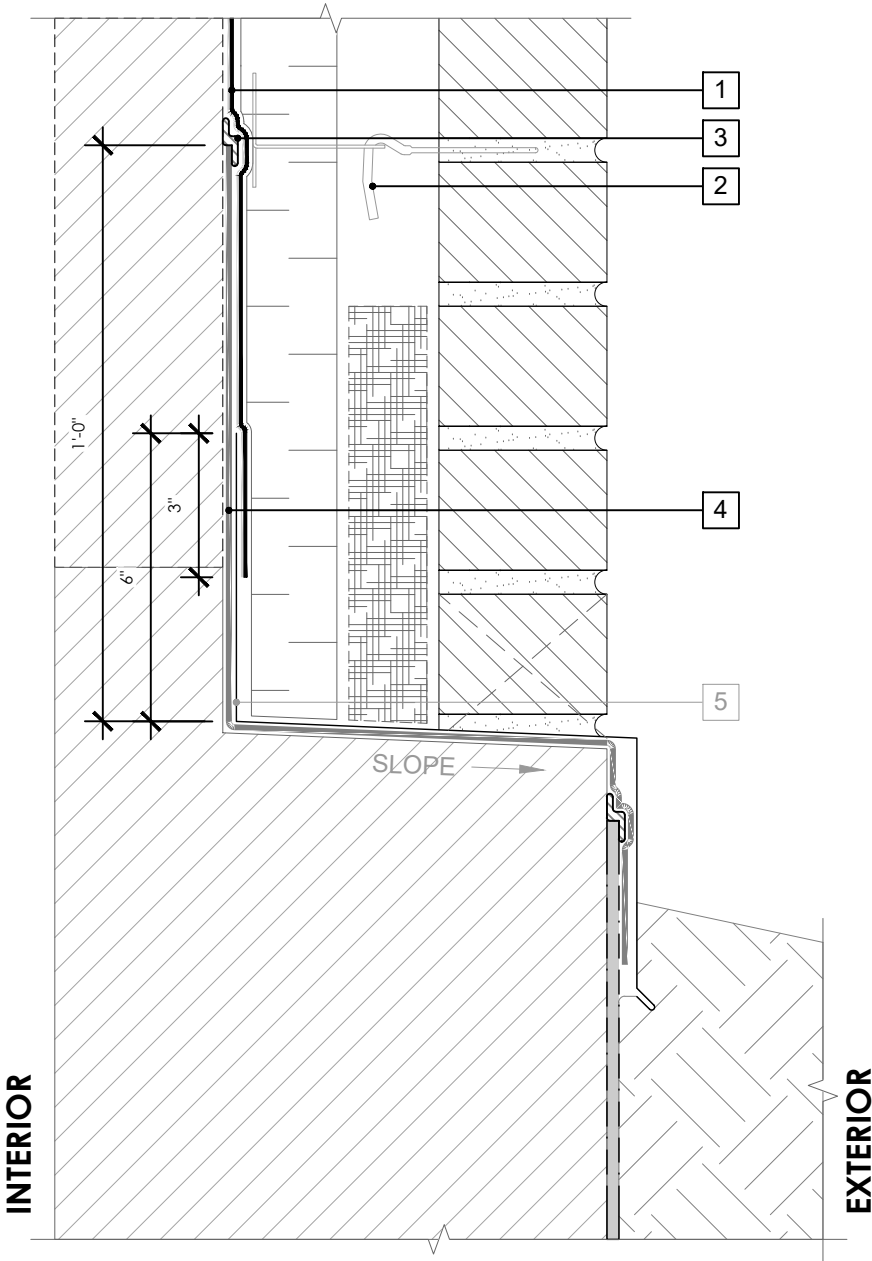
SUPERCEDES: NEW

LEGEND

- 1. PERM-A-BARRIER® WALL MEMBRANE
- 2. MASONRY ANCHOR DETAILING (SEE DRAWING PWM-006)
- 3. BITUTHENE MASTIC, BITUTHENE LIQUID MEMBRANE, OR GCP APPROVED SEALANT - 1-INCH TROWELED BEAD
- 4. PERM-A-BARRIER® WALL FLASHING
- 5. SHEET METAL FLASHING PER ARCH

NOTE

- CONSULT GCP FOR BELOW GRADE WATERPROOFING COMPATIBILITY AND CONNECTION



GENERAL NOTES

- Detail not suitable for all climates. Avoiding excessive moisture accumulation in exterior walls is dependent on many factors including proper placement of insulation and water, air, and vapor control layers in the wall. Confirm membranes are suitable for project specific service temperatures. For assistance with exterior wall design, consult with a building science professional.
- Install all GCP products in accordance with GCP Product Data Sheets and GCP recommendations.
- GCP products are indicated in the detail legend in **BOLDFACE** font. Detail components by others are indicated in GRAY FONT. Install components per manufacturer and project specific requirements.

Refer to air barrier system product data sheet for acceptable SELF-ADHERED FLASHING products.

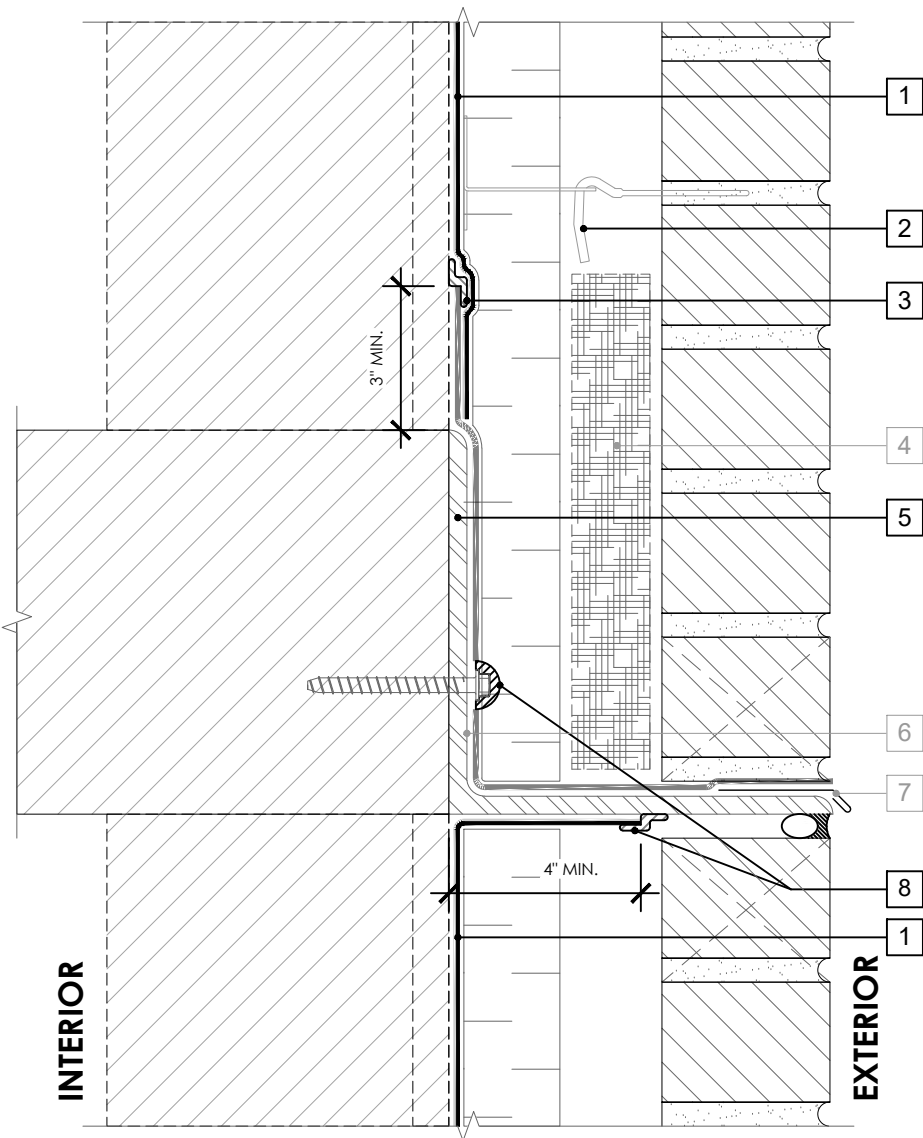


BASE OF WALL DETAIL (ALTERNATE 2) -
MASONRY CLADDING

PERM-A-BARRIER® WALL
MEMBRANE

DRAWING:	PWM-004 (ALT 2)
SCALE:	3" = 1'
EFFECTIVE DATE:	2020.05.21
SUPERCEDES:	NEW

OPTION 1

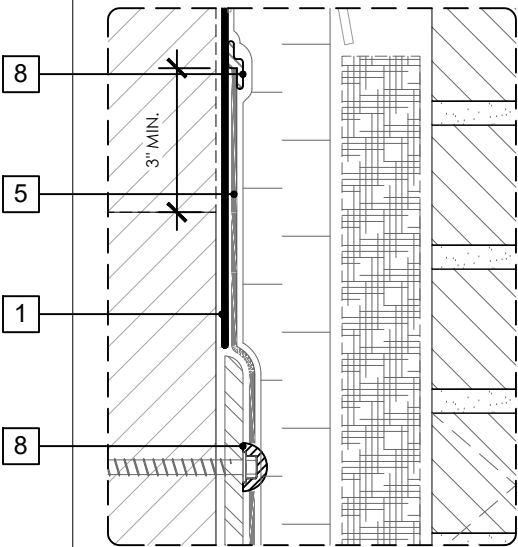


SEE PWM-005 (3D-1) FOR 3D DETAIL

LEGEND

1. PERM-A-BARRIER® WALL MEMBRANE
2. MASONRY ANCHOR DETAILING (SEE DRAWING PWM-006)
3. BITUTHENE MASTIC, BITUTHENE LIQUID MEMBRANE, OR GCP APPROVED SEALANT - 1-INCH TROWELED BEAD
4. MORTAR COLLECTION MESH
5. PERM-A-BARRIER® WALL FLASHING (STAR CUT AT BOLT), PRIME SUBSTRATE WHERE REQUIRED
6. CONTINUOUS SHELF ANGLE SUPPORT PER STRUCTURAL
7. SHEET METAL FLASHING PER ARCH
8. PERM-A-BARRIER® S100, PERM-A-BARRIER® LIQUID FLASHING, BITUTHENE MASTIC, OR BITUTHENE LIQUID MEMBRANE

OPTION 2



SEE PWM-005 (3D-2) FOR 3D DETAIL

GENERAL NOTES

1. Detail not suitable for all climates. Avoiding excessive moisture accumulation in exterior walls is dependent on many factors including proper placement of insulation and water, air, and vapor control layers in the wall. Confirm membranes are suitable for project specific service temperatures. For assistance with exterior wall design, consult with a building science professional.
2. Install all GCP products in accordance with GCP Product Data Sheets and GCP recommendations.
3. GCP products are indicated in the detail legend in **BOLDFACE** font. Detail components by others are indicated in GRAY FONT. Install components per manufacturer and project specific requirements.

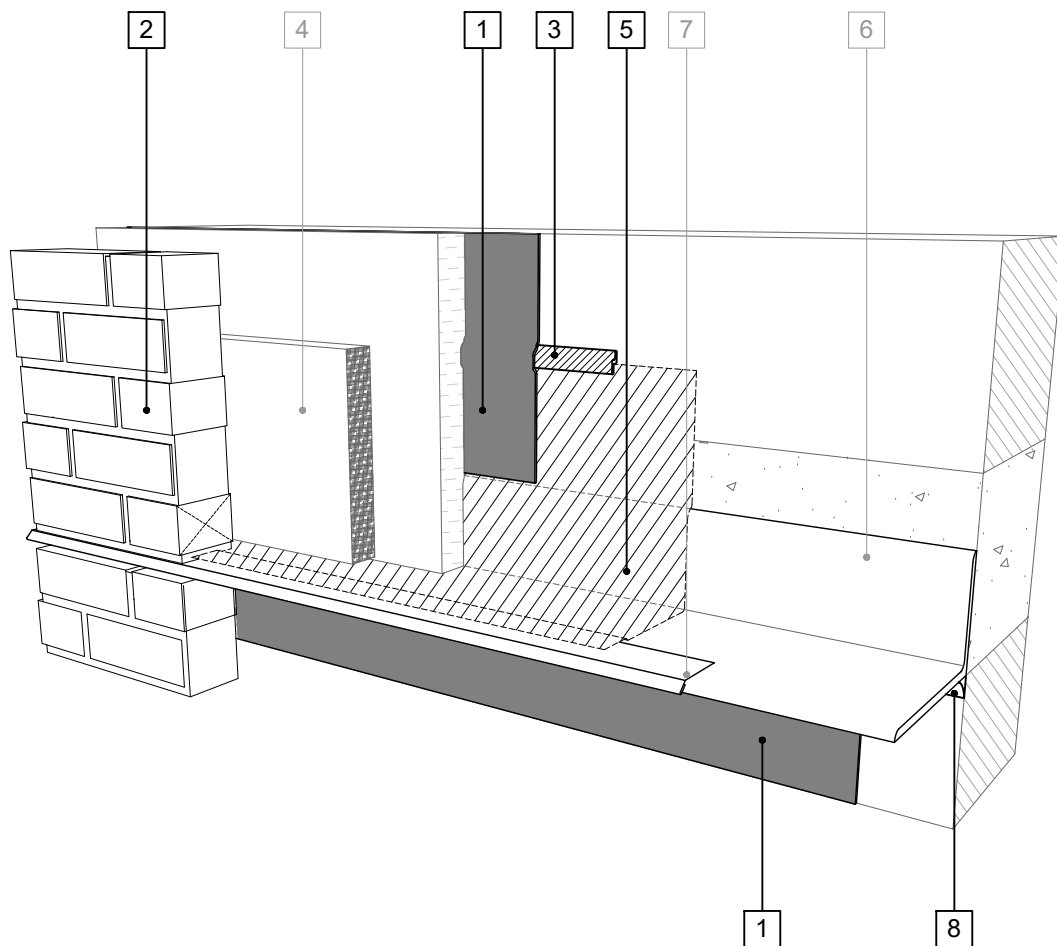
Refer to air barrier system product data sheet for acceptable SELF-ADHERED FLASHING products.



FLOOR LINE DETAIL -
MASONRY CLADDING

PERM-A-BARRIER® WALL
MEMBRANE

DRAWING:	PWM-005
SCALE:	3" = 1'
EFFECTIVE DATE:	2020.05.21
SUPERCEDES:	NEW



LEGEND

1. **PERM-A-BARRIER® WALL MEMBRANE**
2. **MASONRY ANCHOR DETAILING (SEE DRAWING PWM-006)**
3. **BITUTHENE MASTIC, BITUTHENE LIQUID MEMBRANE, OR GCP APPROVED SEALANT - 1-INCH TROWELED BEAD**
4. **MORTAR COLLECTION MESH**
5. **PERM-A-BARRIER® WALL FLASHING, PRIME SUBSTRATE WHERE REQUIRED**
6. **CONTINUOUS SHELF ANGLE SUPPORT PER STRUCTURAL**
7. **SHEET METAL FLASHING PER ARCH**
8. **PERM-A-BARRIER® S100, PERM-A-BARRIER® LIQUID FLASHING, BITUTHENE MASTIC, OR BITUTHENE LIQUID MEMBRANE**

SEE PWM-005 (OPTION 1) FOR 2D DETAIL

GENERAL NOTES

1. Detail not suitable for all climates. Avoiding excessive moisture accumulation in exterior walls is dependent on many factors including proper placement of insulation and water, air, and vapor control layers in the wall. Confirm membranes are suitable for project specific service temperatures. For assistance with exterior wall design, consult with a building science professional.
2. Install all GCP products in accordance with GCP Product Data Sheets and GCP recommendations.
3. GCP products are indicated in the detail legend in **BOLDFACE** font. Detail components by others are indicated in **GRAY FONT**. Install components per manufacturer and project specific requirements.

Refer to air barrier system product data sheet for acceptable SELF-ADHERED FLASHING products.



FLOOR LINE FLASHING SEQUENCE (OPT. 1) - MASONRY CLADDING

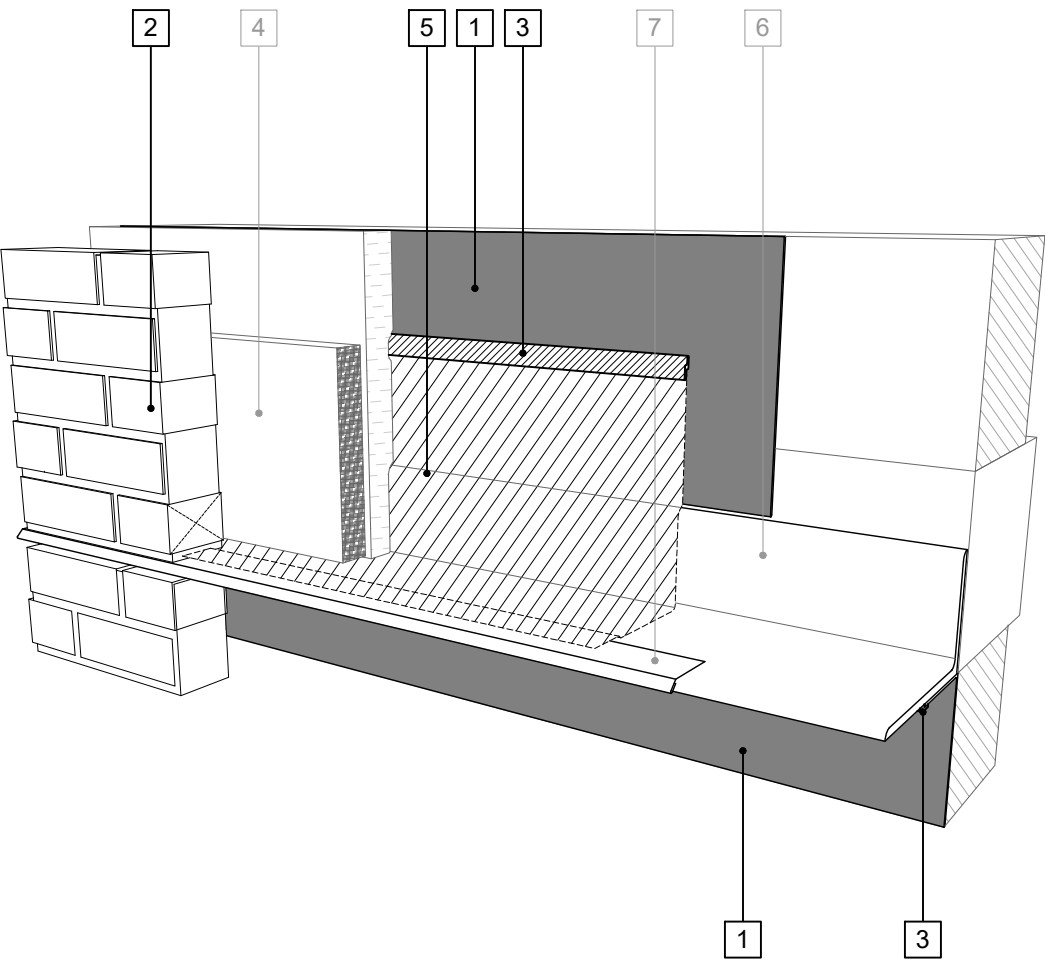
PERM-A-BARRIER® WALL
MEMBRANE

DRAWING: PWM-005 (3D-1)

SCALE: 3" = 1'

EFFECTIVE DATE: 2020.05.21

SUPERCEDES: NEW



- LEGEND**
- 1. **PERM-A-BARRIER® WALL MEMBRANE**
 - 2. **MASONRY ANCHOR DETAILING (SEE DRAWING PWM-006)**
 - 3. **PERM-A-BARRIER® S100, PERM-A-BARRIER® LIQUID FLASHING, BITUTHENE MASTIC, OR BITUTHENE LIQUID MEMBRANE - 1-INCH TROWELED BEAD**
 - 4. MORTAR COLLECTION MESH
 - 5. **PERM-A-BARRIER® WALL FLASHING, PRIME SUBSTRATE WHERE REQUIRED**
 - 6. CONTINUOUS SHELF ANGLE SUPPORT PER STRUCTURAL
 - 7. SHEET METAL FLASHING PER ARCH

SEE PWM-005 (OPTION 2) FOR 2D DETAIL

GENERAL NOTES

- 1. Detail not suitable for all climates. Avoiding excessive moisture accumulation in exterior walls is dependent on many factors including proper placement of insulation and water, air, and vapor control layers in the wall. Confirm membranes are suitable for project specific service temperatures. For assistance with exterior wall design, consult with a building science professional.
- 2. Install all GCP products in accordance with GCP Product Data Sheets and GCP recommendations.
- 3. GCP products are indicated in the detail legend in **BOLDFACE** font. Detail components by others are indicated in GRAY FONT. Install components per manufacturer and project specific requirements.

Refer to air barrier system product data sheet for acceptable SELF-ADHERED FLASHING products.

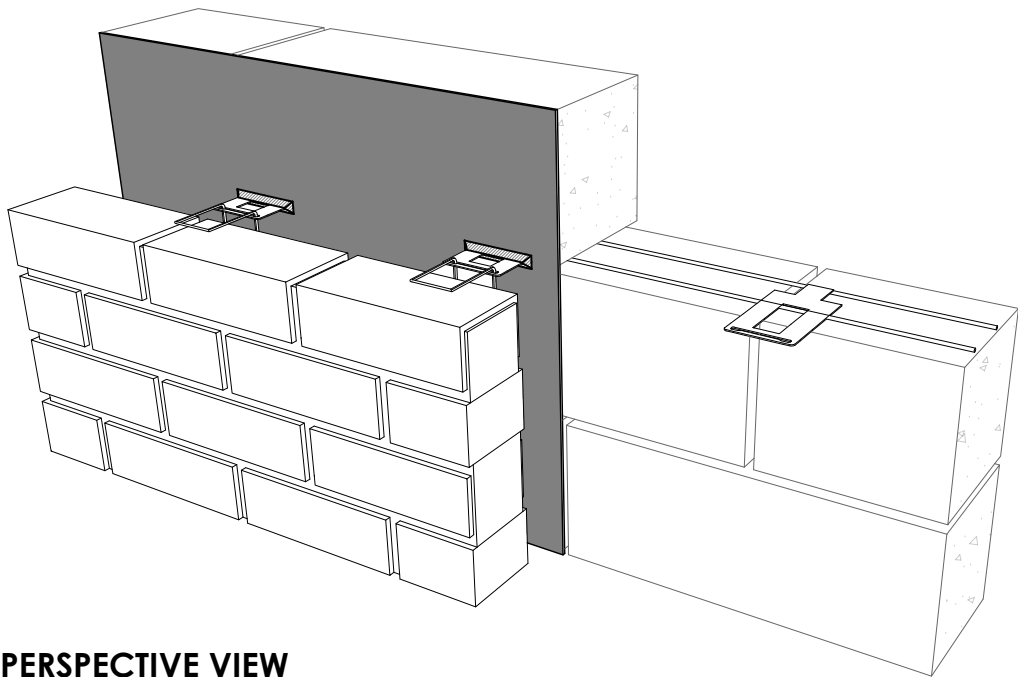
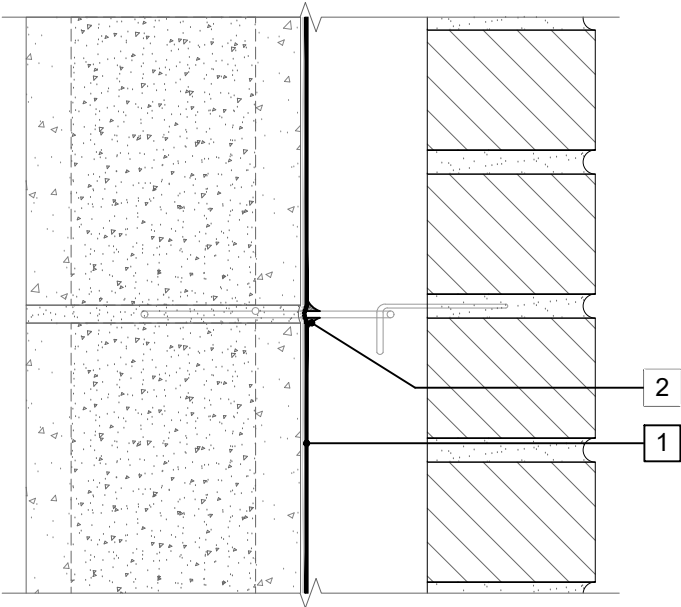


**FLOOR LINE FLASHING SEQUENCE (OPT. 2) -
MASONRY CLADDING**

PERM-A-BARRIER® WALL
MEMBRANE

DRAWING:	PWM-005 (3D-2)
SCALE:	3" = 1'
EFFECTIVE DATE:	2020.05.21
SUPERCEDES:	NEW

SECTION VIEW



PERSPECTIVE VIEW

LEGEND

- 1. PERM-A-BARRIER® WALL MEMBRANE
- 2. PERM-A-BARRIER® S100, PERM-A-BARRIER® LIQUID FLASHING, BITUTHENE MASTIC, OR BITUTHENE LIQUID MEMBRANE FILLET SURROUNDING WIRE TIE PENETRATION

NOTE

- ALL CMU JOINTS TO BE STRUCK FULL AND FLUSH

GENERAL NOTES

- 1. Detail not suitable for all climates. Avoiding excessive moisture accumulation in exterior walls is dependent on many factors including proper placement of insulation and water, air, and vapor control layers in the wall. Confirm membranes are suitable for project specific service temperatures. For assistance with exterior wall design, consult with a building science professional.
- 2. Install all GCP products in accordance with GCP Product Data Sheets and GCP recommendations.
- 3. GCP products are indicated in the detail legend in **BOLDFACE** font. Detail components by others are indicated in GRAY FONT. Install components per manufacturer and project specific requirements.

Refer to air barrier system product data sheet for acceptable SELF-ADHERED FLASHING products.



MASONRY ANCHOR DETAIL -
CMU SUBSTRATE

PERM-A-BARRIER® WALL
MEMBRANE

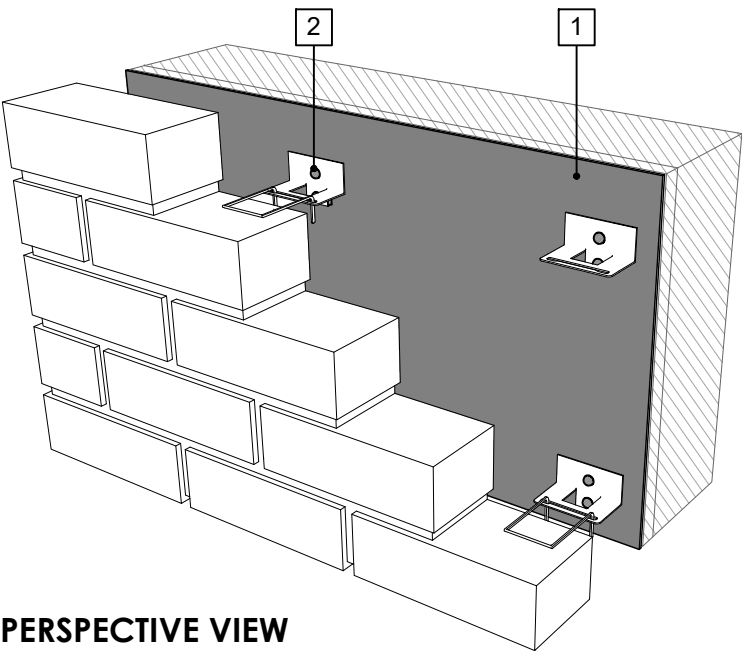
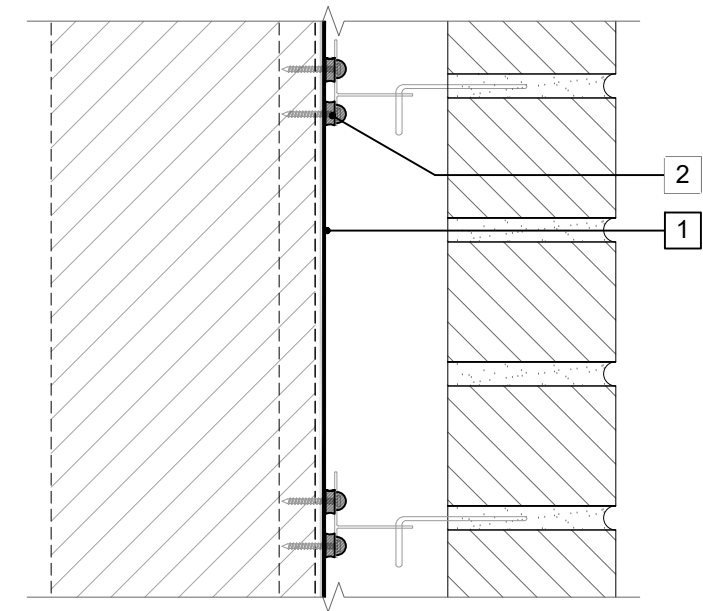
DRAWING: PWM-006A

SCALE: 3" = 1'

EFFECTIVE DATE: 2020.05.21

SUPERCEDES: NEW

SECTION VIEW



PERSPECTIVE VIEW

LEGEND

- 1. PERM-A-BARRIER® WALL MEMBRANE
- 2. PERM-A-BARRIER® S100, PERM-A-BARRIER® LIQUID FLASHING, BITUTHENE MASTIC, OR BITUTHENE LIQUID MEMBRANE AROUND FASTENER AT FRONT AND BACK FACE OF MASONRY ANCHOR

GENERAL NOTES

- 1. Detail not suitable for all climates. Avoiding excessive moisture accumulation in exterior walls is dependent on many factors including proper placement of insulation and water, air, and vapor control layers in the wall. Confirm membranes are suitable for project specific service temperatures. For assistance with exterior wall design, consult with a building science professional.
- 2. Install all GCP products in accordance with GCP Product Data Sheets and GCP recommendations.
- 3. GCP products are indicated in the detail legend in **BOLDFACE** font. Detail components by others are indicated in GRAY FONT. Install components per manufacturer and project specific requirements.

Refer to air barrier system product data sheet for acceptable SELF-ADHERED FLASHING products.



MASONRY ANCHOR DETAIL -
FRAMED SUBSTRATE

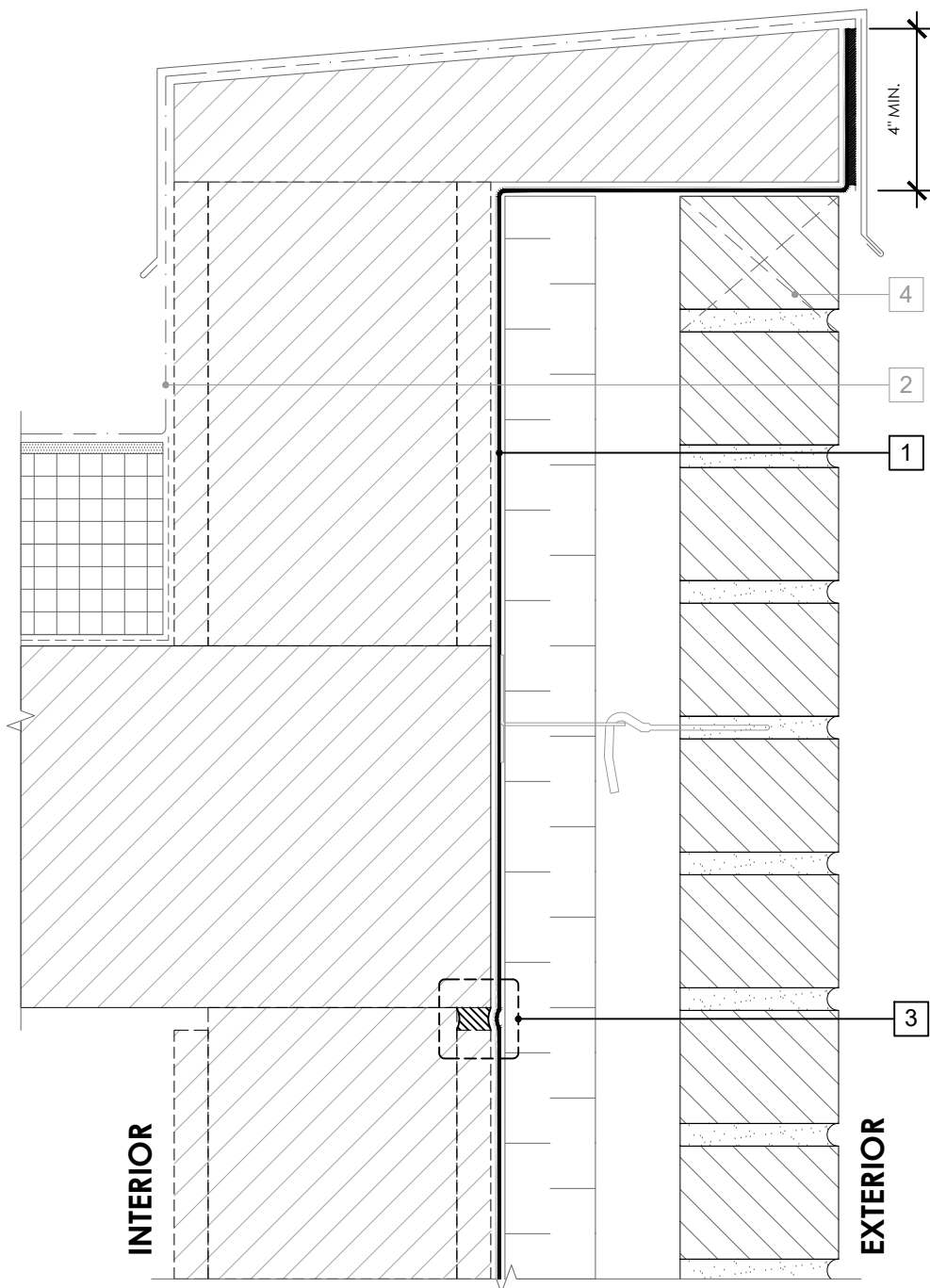
PERM-A-BARRIER® WALL
MEMBRANE

DRAWING: PWM-006B

SCALE: 3" = 1'

EFFECTIVE DATE: 2020.05.21

SUPERCEDES: NEW



LEGEND

1. **PERM-A-BARRIER® WALL MEMBRANE**
2. ROOF MEMBRANE AND ROOF DETAILS
3. SEE CONTROL JOINT DETAIL PWM-009
4. MASONRY WEEP/VENT

NOTE

- CONSULT GCP & ROOFING MANUFACTURER FOR COMPATIBILITY AND CONNECTION AT ROOF INTERFACE

GENERAL NOTES

1. Detail not suitable for all climates. Avoiding excessive moisture accumulation in exterior walls is dependent on many factors including proper placement of insulation and water, air, and vapor control layers in the wall. Confirm membranes are suitable for project specific service temperatures. For assistance with exterior wall design, consult with a building science professional.
2. Install all GCP products in accordance with GCP Product Data Sheets and GCP recommendations.
3. GCP products are indicated in the detail legend in **BOLDFACE** font. Detail components by others are indicated in GRAY FONT. Install components per manufacturer and project specific requirements.

Refer to air barrier system product data sheet for acceptable SELF-ADHERED FLASHING products.



PARAPET DETAIL - MASONRY CLADDING

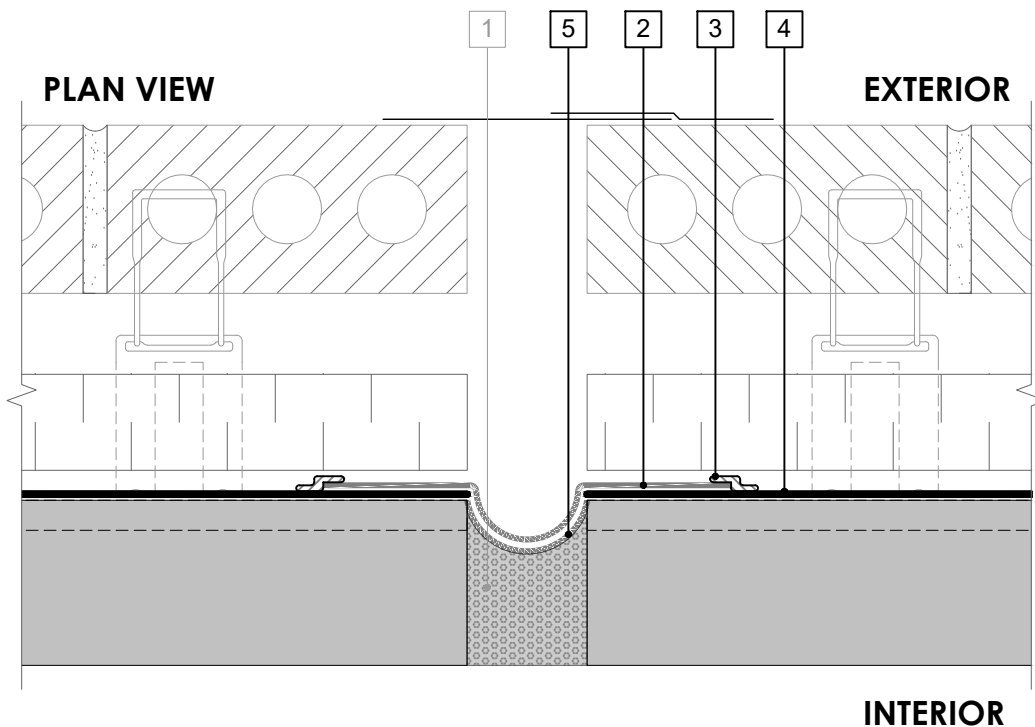
PERM-A-BARRIER® WALL MEMBRANE

DRAWING: PWM-007

SCALE: 3" = 1'

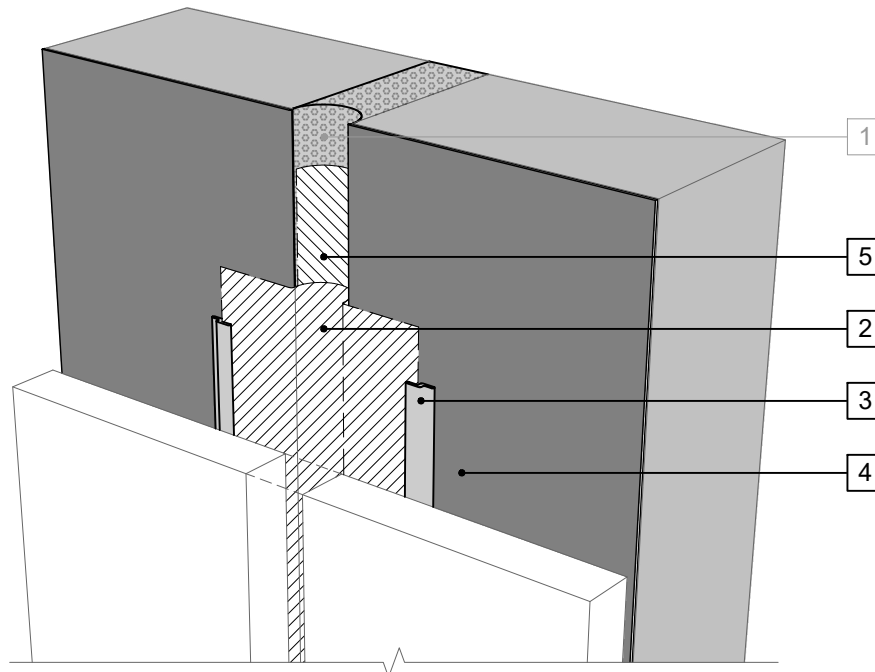
EFFECTIVE DATE: 2020.05.21

SUPERCEDES: NEW



LEGEND

1. COMPRESSIBLE JOINT FILLER -
MAXIMUM 4-INCH WIDE JOINT
CAPABLE OF A MAXIMUM 50%
MOVEMENT IN COMPRESSION AND
ELONGATION
2. **PERM-A-BARRIER® SELF-ADHERED
FLASHING***
3. **PERM-A-BARRIER® S100,
PERM-A-BARRIER® LIQUID FLASHING,
BITUTHENE MASTIC, OR BITUTHENE
LIQUID MEMBRANE - 1-INCH
TROWELED BEAD**
4. **PERM-A-BARRIER® WALL MEMBRANE**
5. **PERM-A-BARRIER® SELF-ADHERED
FLASHING* INVERTED STRIP**



NOTE

- WIDTH OF THE INVERTED STRIP SHALL
BE TWICE THE WIDTH OF THE
EXPANSION JOINT TO
ACCOMMODATE MOVEMENT - ALL
SEAMS, OVERLAPS, JOINTS, AND
EDGES SEALED WITH S100
- MAXIMUM 4 INCH WIDE JOINT
CAPABLE OF A MAXIMUM 50%
MOVEMENT IN COMPRESSION AND
ELONGATION
- CLADDING AND CLOSURE BY
OTHERS NOT SHOWN FOR CLARITY

PERSPECTIVE VIEW

GENERAL NOTES

1. Detail not suitable for all climates. Avoiding excessive moisture accumulation in exterior walls is dependent on many factors including proper placement of insulation and water, air, and vapor control layers in the wall. Confirm membranes are suitable for project specific service temperatures. For assistance with exterior wall design, consult with a building science professional.
2. Install all GCP products in accordance with GCP Product Data Sheets and GCP recommendations.
3. GCP products are indicated in the detail legend in **BOLDFACE** font. Detail components by others are indicated in GRAY FONT. Install components per manufacturer and project specific requirements.

Refer to air barrier system product data sheet for acceptable SELF-ADHERED FLASHING products.



EXPANSION JOINT DETAIL - MASONRY CLADDING

PERM-A-BARRIER® WALL
MEMBRANE

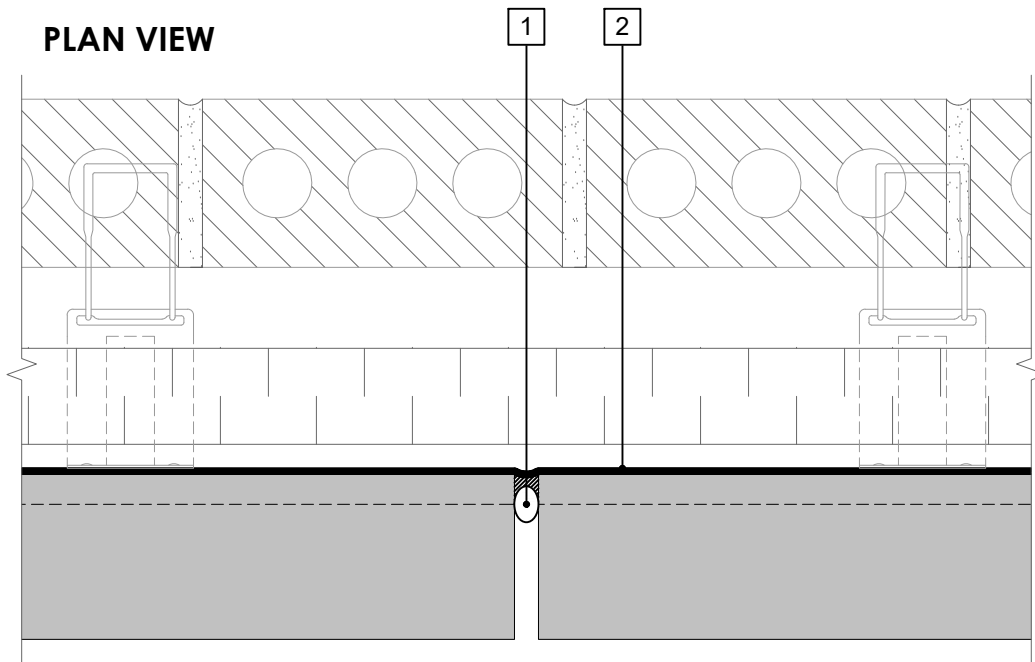
DRAWING: PWM-008

SCALE: 3" = 1'

EFFECTIVE DATE: 2020.05.21

SUPERCEDES: NEW

PLAN VIEW

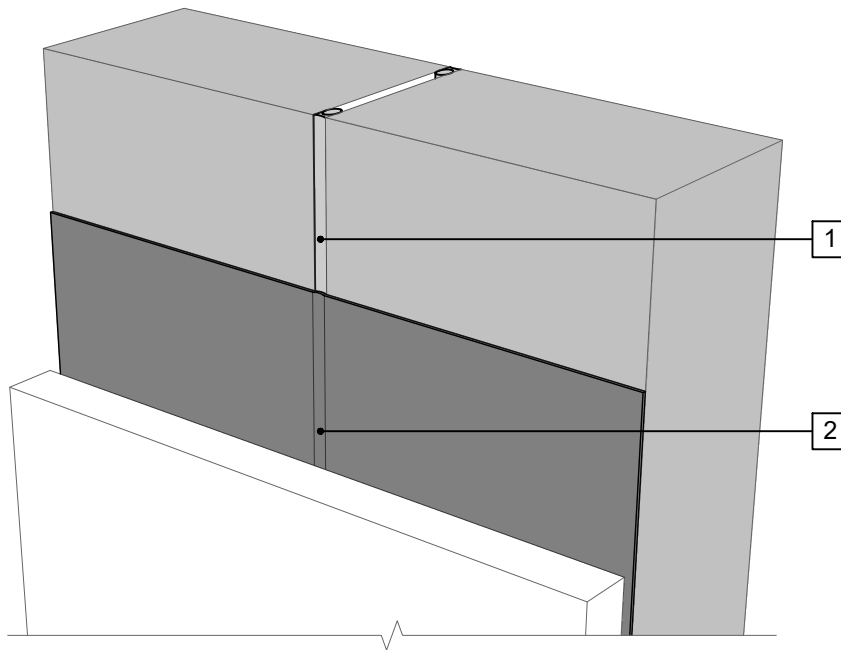


LEGEND

1. BACKER ROD AND COMPATIBLE SEALANT
2. PERM-A-BARRIER® WALL MEMBRANE

NOTE

- MAX 1/2-INCH JOINT CAPABLE OF MAXIMUM 10% MOVEMENT IN COMPRESSION AND ELONGATION



PERSPECTIVE VIEW

GENERAL NOTES

1. Detail not suitable for all climates. Avoiding excessive moisture accumulation in exterior walls is dependent on many factors including proper placement of insulation and water, air, and vapor control layers in the wall. Confirm membranes are suitable for project specific service temperatures. For assistance with exterior wall design, consult with a building science professional.
2. Install all GCP products in accordance with GCP Product Data Sheets and GCP recommendations.
3. GCP products are indicated in the detail legend in **BOLDFACE** font. Detail components by others are indicated in GRAY FONT. Install components per manufacturer and project specific requirements.

Refer to air barrier system product data sheet for acceptable SELF-ADHERED FLASHING products.



CONTROL JOINT DETAIL - MASONRY CLADDING

PERM-A-BARRIER® WALL
MEMBRANE

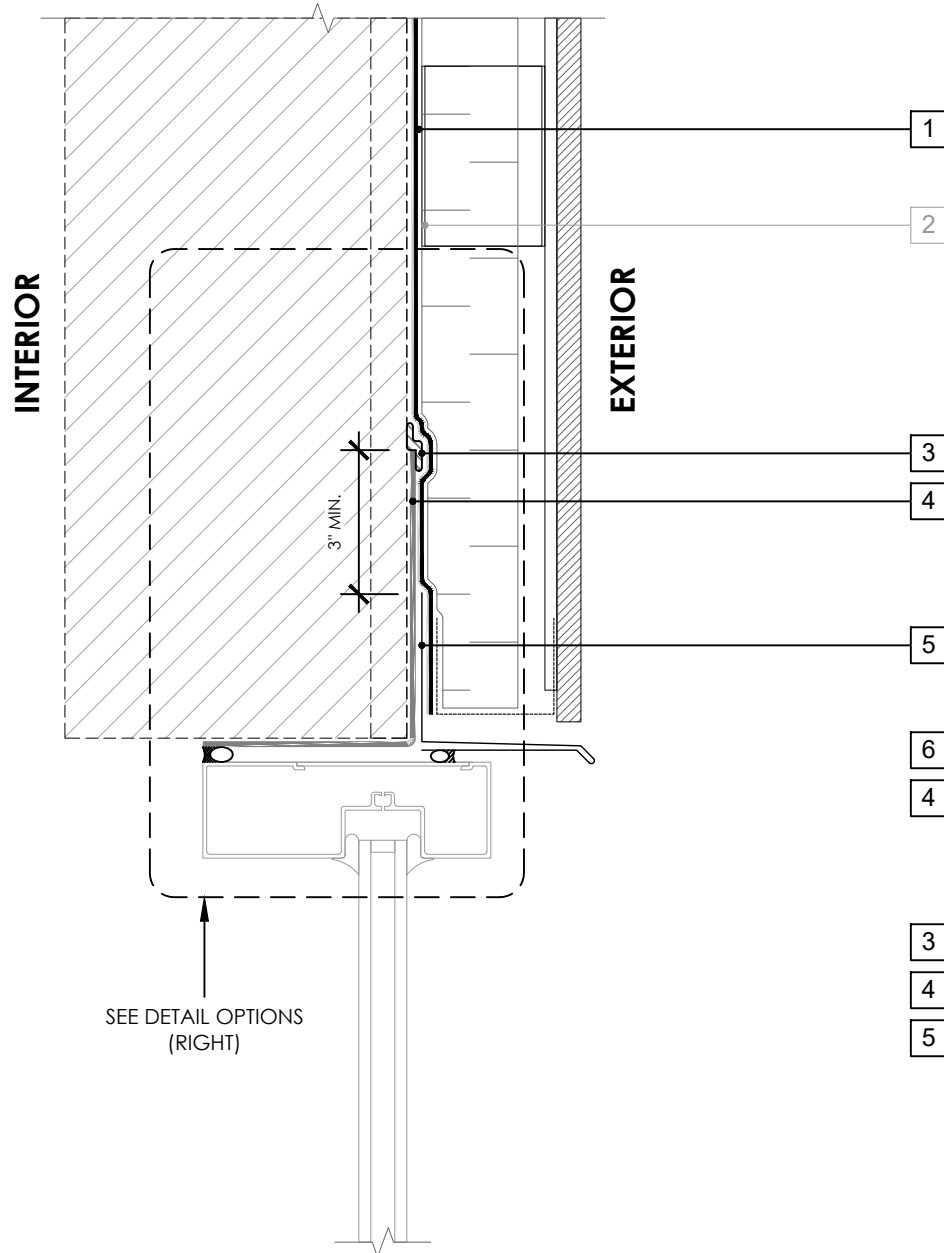
DRAWING: PWM-009

SCALE: 3" = 1'

EFFECTIVE DATE: 2020.05.21

SUPERCEDES: NEW

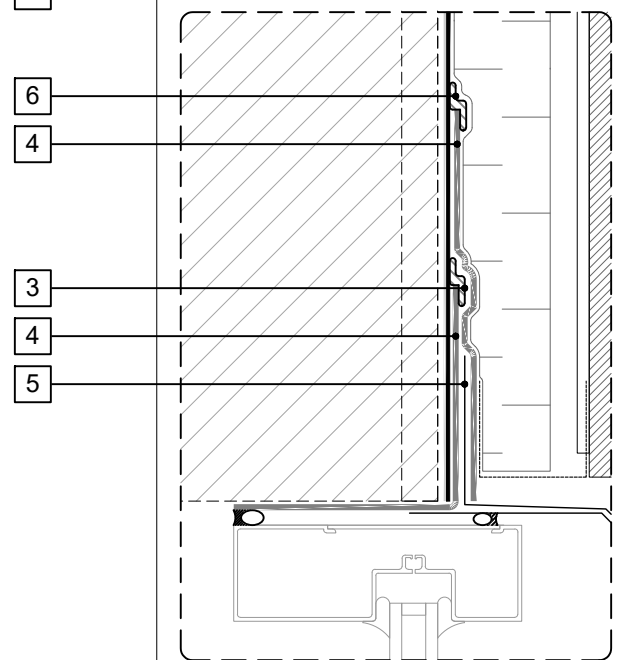
OPTION 1



LEGEND

1. **PERM-A-BARRIER® WALL MEMBRANE**
2. CLADDING ATTACHMENT - CONFIRM DETAILING REQUIREMENTS WITH THE GCPAT REPRESENTATIVE
3. **BITUTHENE MASTIC, BITUTHENE LIQUID MEMBRANE, OR GCP APPROVED SEALANT - 1-INCH TROWELED BEAD**
4. **PERM-A-BARRIER® SELF-ADHERED FLASHING***
5. SHEET METAL FLASHING PER ARCH
6. **PERM-A-BARRIER® S100, PERM-A-BARRIER® LIQUID FLASHING, BITUTHENE MASTIC, OR BITUTHENE LIQUID MEMBRANE - 1-INCH TROWELED BEAD**

OPTION 2



GENERAL NOTES

1. Detail not suitable for all climates. Avoiding excessive moisture accumulation in exterior walls is dependent on many factors including proper placement of insulation and water, air, and vapor control layers in the wall. Confirm membranes are suitable for project specific service temperatures. For assistance with exterior wall design, consult with a building science professional.
2. Install all GCP products in accordance with GCP Product Data Sheets and GCP recommendations.
3. GCP products are indicated in the detail legend in **BOLDFACE** font. Detail components by others are indicated in GRAY FONT. Install components per manufacturer and project specific requirements.

Refer to air barrier system product data sheet for acceptable SELF-ADHERED FLASHING products.



WINDOW HEAD DETAIL - NON-MASONRY CLADDING

PERM-A-BARRIER® WALL
MEMBRANE

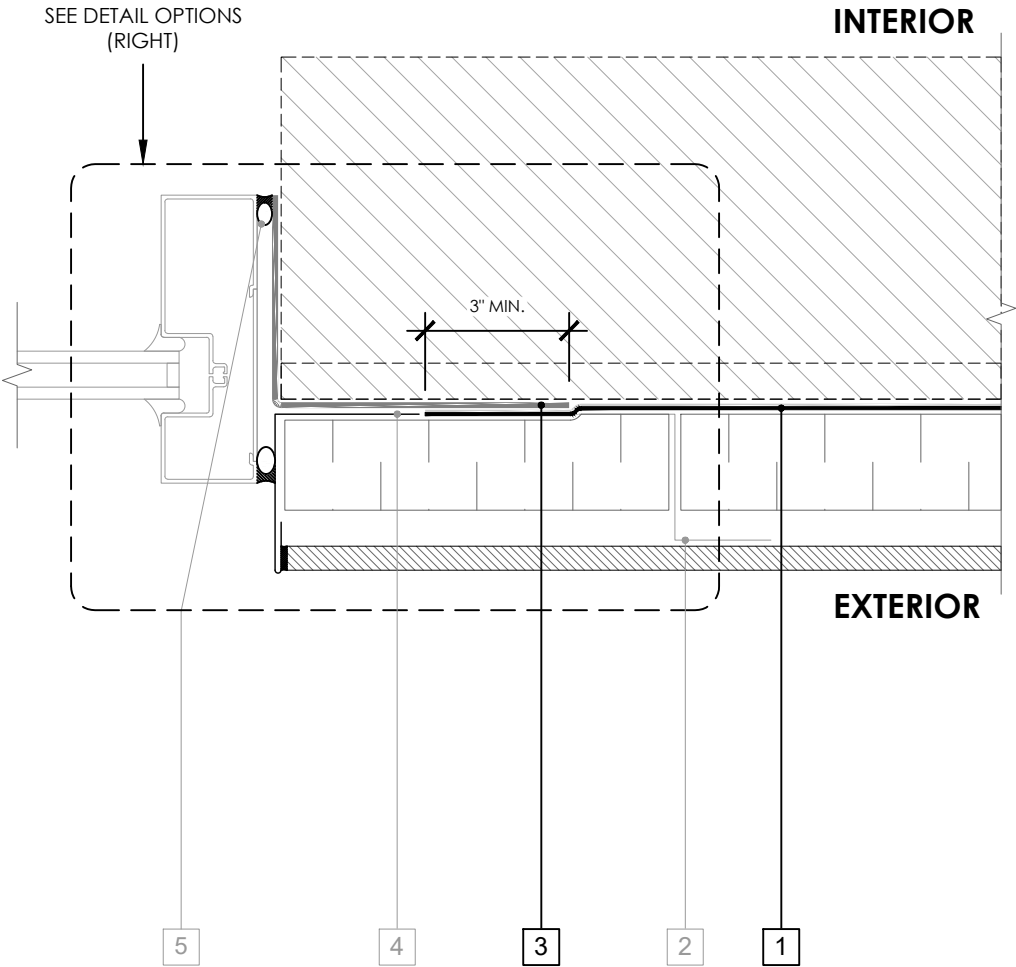
DRAWING: PWM-010

SCALE: 3" = 1'

EFFECTIVE DATE: 2020.05.21

SUPERCEDES: NEW

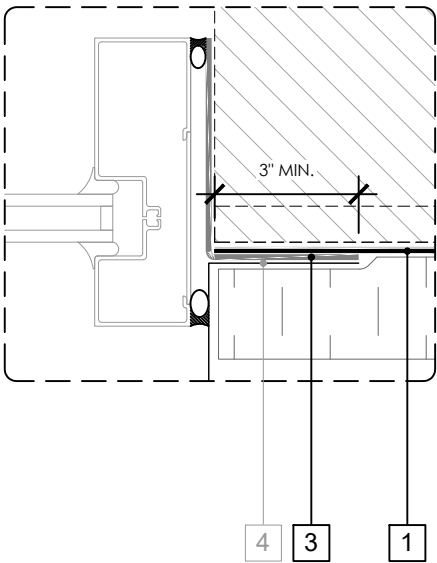
OPTION 1



LEGEND

- 1. **PERM-A-BARRIER® WALL MEMBRANE**
- 2. CLADDING ATTACHMENT - CONFIRM DETAILING REQUIREMENTS WITH THE GCPAT REPRESENTATIVE
- 3. **PERM-A-BARRIER® SELF-ADHERED FLASHING***
- 4. SHEET METAL FLASHING PER ARCH
- 5. INTERIOR AIR SEALANT OVER BACKER ROD

OPTION 2



GENERAL NOTES

- 1. Detail not suitable for all climates. Avoiding excessive moisture accumulation in exterior walls is dependent on many factors including proper placement of insulation and water, air, and vapor control layers in the wall. Confirm membranes are suitable for project specific service temperatures. For assistance with exterior wall design, consult with a building science professional.
- 2. Install all GCP products in accordance with GCP Product Data Sheets and GCP recommendations.
- 3. GCP products are indicated in the detail legend in **BOLDFACE** font. Detail components by others are indicated in GRAY FONT. Install components per manufacturer and project specific requirements.

Refer to air barrier system product data sheet for acceptable SELF-ADHERED FLASHING products.



WINDOW JAMB DETAIL -
NON-MASONRY CLADDING

PERM-A-BARRIER® WALL
MEMBRANE

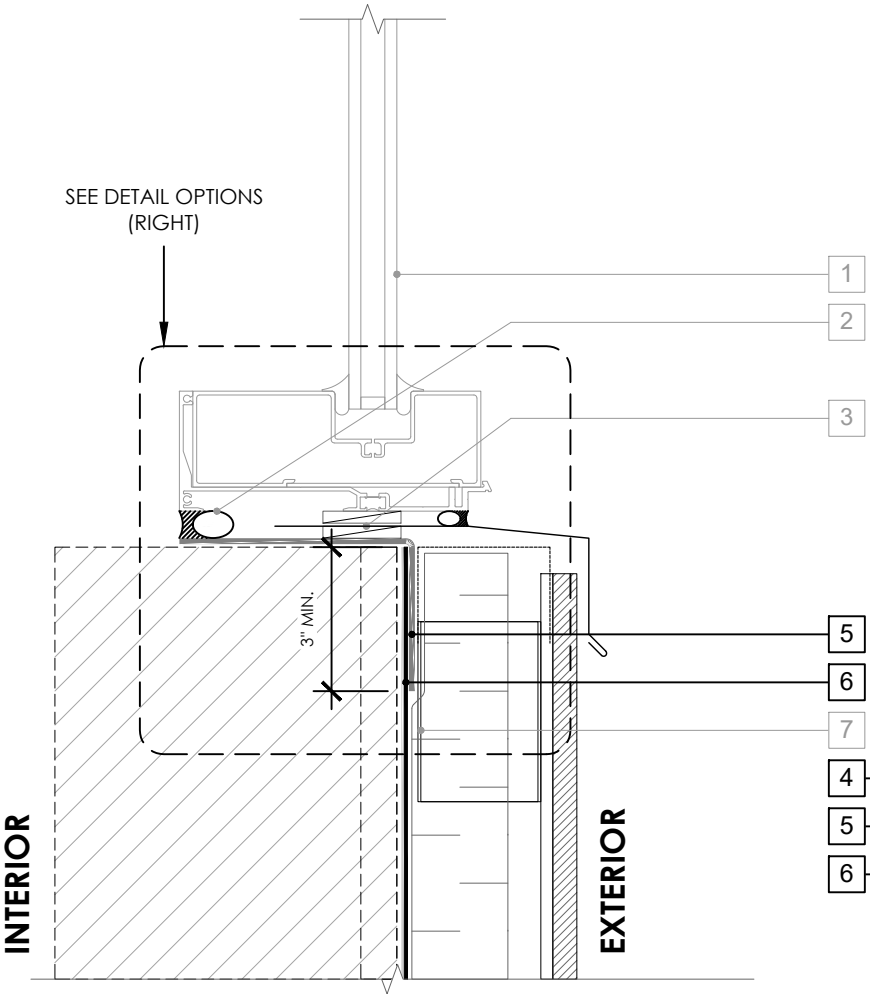
DRAWING: PWM-011

SCALE: 3" = 1'

EFFECTIVE DATE: 2020.05.21

SUPERCEDES: NEW

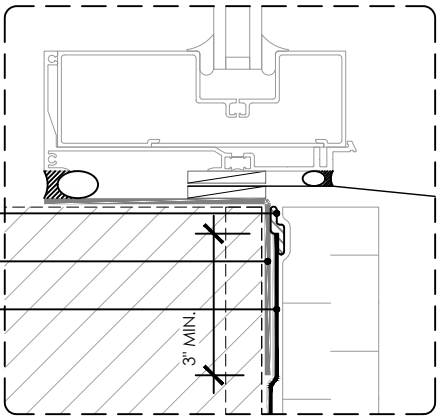
OPTION 1



LEGEND

- 1. NON-FLANGED WINDOW SYSTEM
- 2. INTERIOR AIR SEALANT OVER BACKER ROD
- 3. SHEET METAL FLASHING SANDWICHED BETWEEN INTERMITTENT SHIMS
- 4. **PERM-A-BARRIER® S100, PERM-A-BARRIER® LIQUID FLASHING, BITUTHENE MASTIC, OR BITUTHENE LIQUID MEMBRANE - 1-INCH TROWELED BEAD**
- 5. **PERM-A-BARRIER® SELF-ADHERED FLASHING***
- 6. **PERM-A-BARRIER® WALL MEMBRANE**
- 7. CLADDING ATTACHMENT - CONFIRM DETAILING REQUIREMENTS WITH THE GCPAT REPRESENTATIVE

OPTION 2



GENERAL NOTES

- 1. Detail not suitable for all climates. Avoiding excessive moisture accumulation in exterior walls is dependent on many factors including proper placement of insulation and water, air, and vapor control layers in the wall. Confirm membranes are suitable for project specific service temperatures. For assistance with exterior wall design, consult with a building science professional.
- 2. Install all GCP products in accordance with GCP Product Data Sheets and GCP recommendations.
- 3. GCP products are indicated in the detail legend in **BOLDFACE** font. Detail components by others are indicated in GRAY FONT. Install components per manufacturer and project specific requirements.

Refer to air barrier system product data sheet for acceptable SELF-ADHERED FLASHING products.



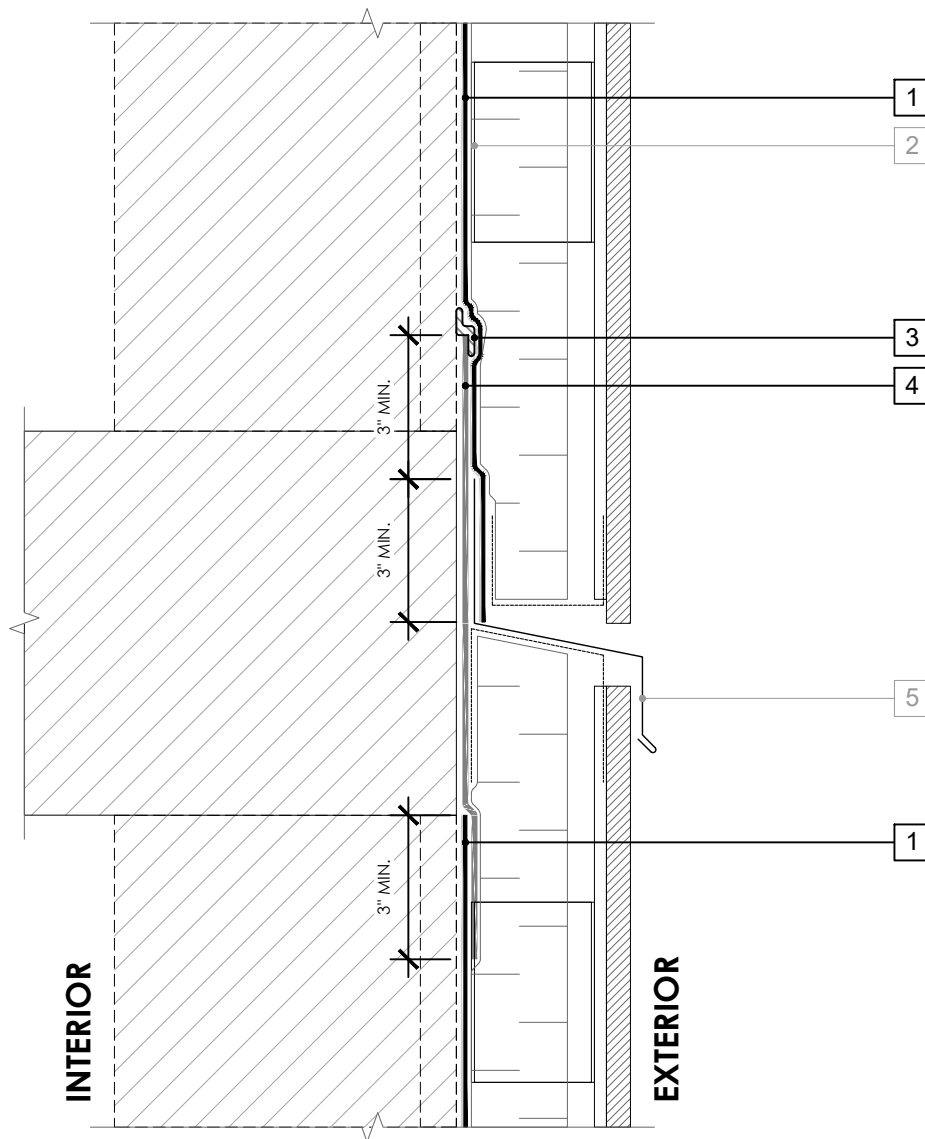
WINDOW SILL DETAIL -
NON-MASONRY CLADDING

PERM-A-BARRIER® WALL
MEMBRANE

DRAWING:	PWM-012
SCALE:	3" = 1'
EFFECTIVE DATE:	2020.05.21
SUPERCEDES:	NEW

LEGEND

1. **PERM-A-BARRIER® WALL MEMBRANE**
2. CLADDING ATTACHMENT - CONFIRM DETAILING REQUIREMENTS WITH THE GCPAT REPRESENTATIVE
3. **BITUTHENE MASTIC, BITUTHENE LIQUID MEMBRANE, OR GCP APPROVED SEALANT - 1-INCH TROWELED BEAD**
4. **PERM-A-BARRIER® SELF-ADHERED FLASHING***
5. SHEET METAL FLASHING PER ARCH



GENERAL NOTES

1. Detail not suitable for all climates. Avoiding excessive moisture accumulation in exterior walls is dependent on many factors including proper placement of insulation and water, air, and vapor control layers in the wall. Confirm membranes are suitable for project specific service temperatures. For assistance with exterior wall design, consult with a building science professional.
2. Install all GCP products in accordance with GCP Product Data Sheets and GCP recommendations.
3. GCP products are indicated in the detail legend in **BOLDFACE** font. Detail components by others are indicated in GRAY FONT. Install components per manufacturer and project specific requirements.

Refer to air barrier system product data sheet for acceptable SELF-ADHERED FLASHING products.



FLOOR LINE DETAIL - NON-MASONRY CLADDING

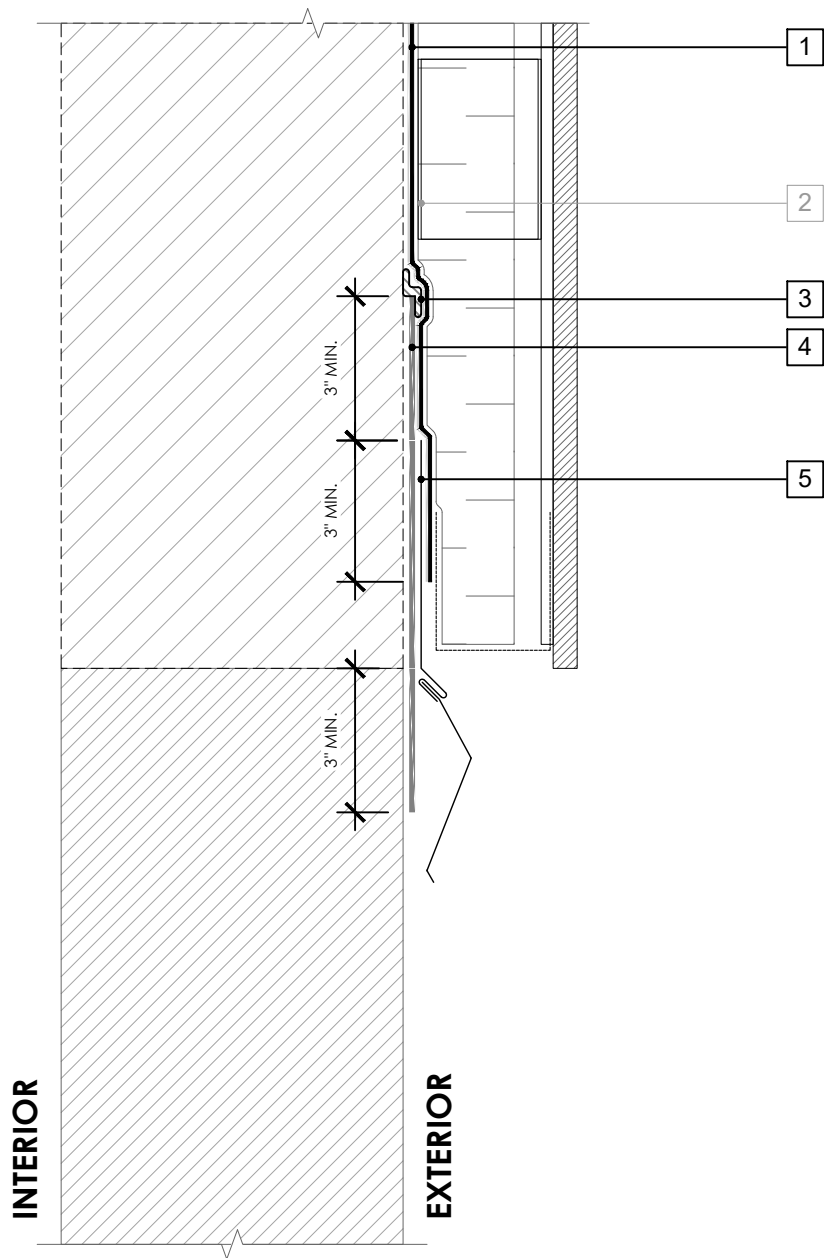
PERM-A-BARRIER® WALL
MEMBRANE

DRAWING: PWM-013

SCALE: 3" = 1'

EFFECTIVE DATE: 2020.05.21

SUPERCEDES: NEW



LEGEND

1. **PERM-A-BARRIER® WALL MEMBRANE**
2. CLADDING ATTACHMENT - CONFIRM DETAILING REQUIREMENTS WITH THE GCPAT REPRESENTATIVE
3. **BITUTHENE MASTIC, BITUTHENE LIQUID MEMBRANE, OR GCP APPROVED SEALANT - 1-INCH TROWELED BEAD**
4. **PERM-A-BARRIER® SELF-ADHERED FLASHING***
5. TWO-PIECE SHEET METAL FLASHING PER ARCH

NOTE

- CONFIRM MAXIMUM SERVICE TEMPERATURE OF PERM-A-BARRIER PRODUCTS DIRECTLY UNDER EXPOSED METAL FLASHING

GENERAL NOTES

1. Detail not suitable for all climates. Avoiding excessive moisture accumulation in exterior walls is dependent on many factors including proper placement of insulation and water, air, and vapor control layers in the wall. Confirm membranes are suitable for project specific service temperatures. For assistance with exterior wall design, consult with a building science professional.
2. Install all GCP products in accordance with GCP Product Data Sheets and GCP recommendations.
3. GCP products are indicated in the detail legend in **BOLDFACE** font. Detail components by others are indicated in GRAY FONT. Install components per manufacturer and project specific requirements.

Refer to air barrier system product data sheet for acceptable SELF-ADHERED FLASHING products.



CONCRETE STEM WALL DETAIL - NON-MASONRY CLADDING

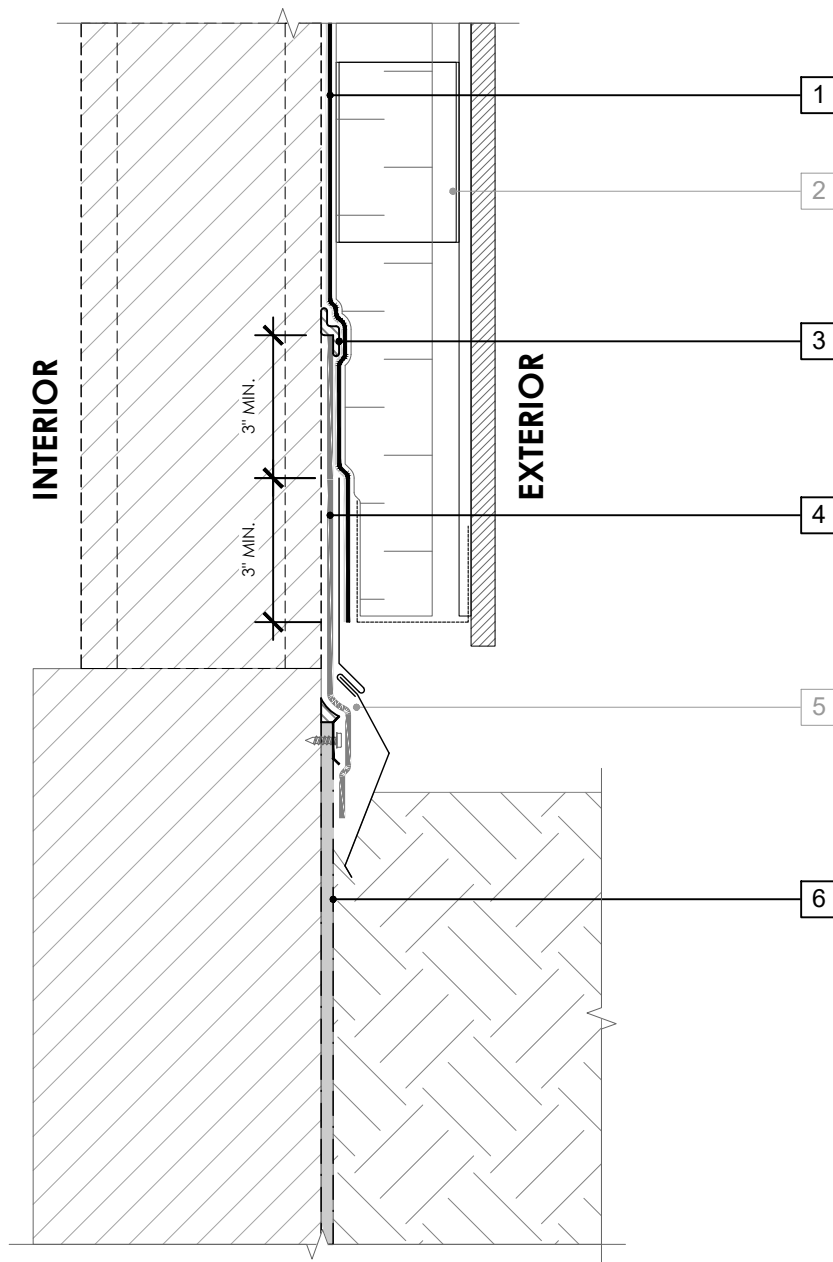
PERM-A-BARRIER® WALL MEMBRANE

DRAWING: PWM-014

SCALE: 3" = 1'

EFFECTIVE DATE: 2020.05.21

SUPERCEDES: NEW



LEGEND

1. **PERM-A-BARRIER® WALL MEMBRANE**
2. CLADDING ATTACHMENT - CONFIRM DETAILING REQUIREMENTS WITH THE GCPAT REPRESENTATIVE
3. **BITUTHENE MASTIC, BITUTHENE LIQUID MEMBRANE, OR GCP APPROVED SEALANT - 1-INCH TROWELED BEAD**
4. **PERM-A-BARRIER® SELF-ADHERED FLASHING***
5. TWO-PIECE SHEET METAL FLASHING PER ARCH
6. **BELOW GRADE WATERPROOFING SYSTEM - SEE GCPAT.COM**

GENERAL NOTES

1. Detail not suitable for all climates. Avoiding excessive moisture accumulation in exterior walls is dependent on many factors including proper placement of insulation and water, air, and vapor control layers in the wall. Confirm membranes are suitable for project specific service temperatures. For assistance with exterior wall design, consult with a building science professional.
2. Install all GCP products in accordance with GCP Product Data Sheets and GCP recommendations.
3. GCP products are indicated in the detail legend in **BOLDFACE** font. Detail components by others are indicated in GRAY FONT. Install components per manufacturer and project specific requirements.

Refer to air barrier system product data sheet for acceptable SELF-ADHERED FLASHING products.



BASE-OF-WALL AT GRADE DETAIL - NON-MASONRY CLADDING

PERM-A-BARRIER® WALL
MEMBRANE

DRAWING: PWM-015

SCALE: 3" = 1'

EFFECTIVE DATE: 2020.05.21

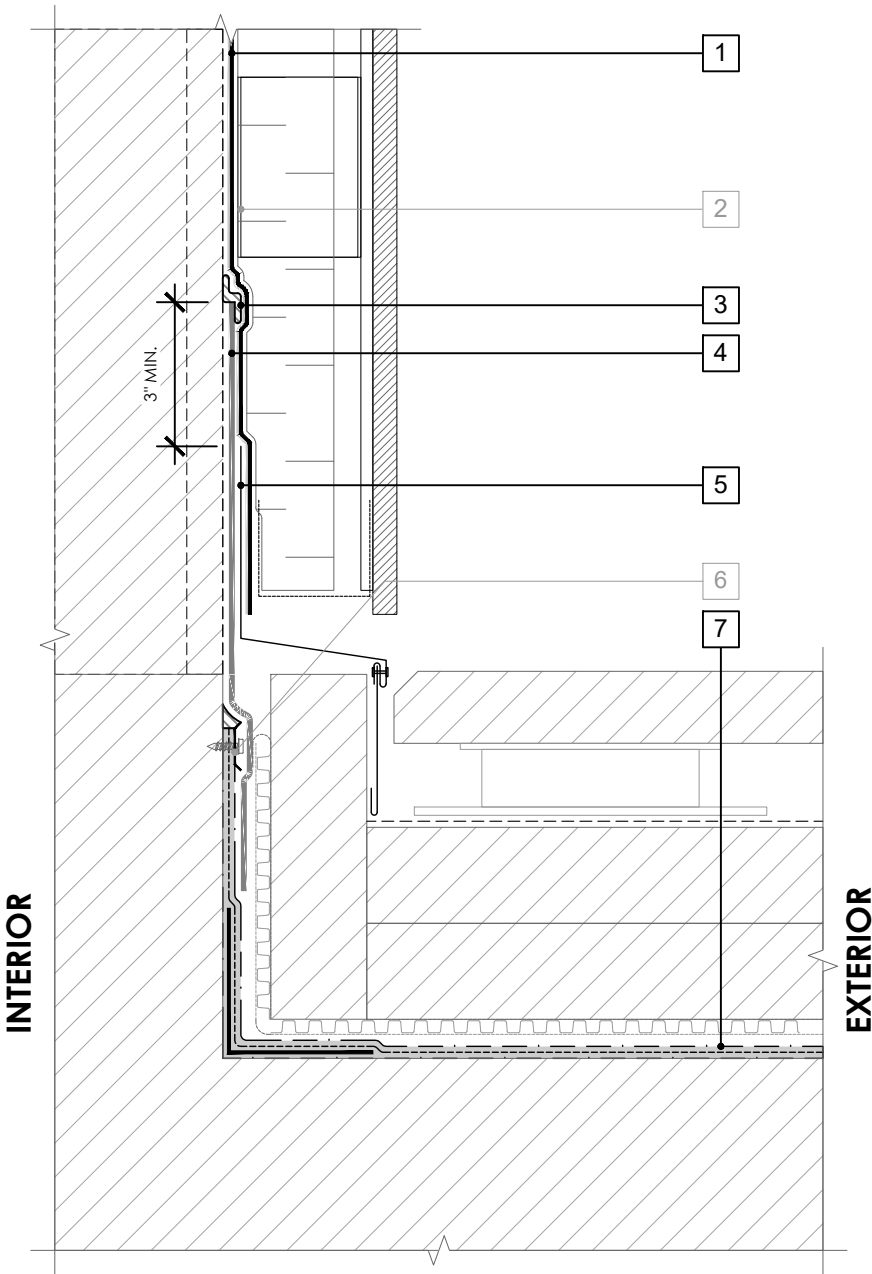
SUPERCEDES: NEW

LEGEND

- 1. **PERM-A-BARRIER® WALL MEMBRANE**
- 2. CLADDING ATTACHMENT - CONFIRM DETAILING REQUIREMENTS WITH THE GCPAT REPRESENTATIVE
- 3. **BITUTHENE MASTIC, BITUTHENE LIQUID MEMBRANE, OR GCP APPROVED SEALANT - 1-INCH TROWELED BEAD**
- 4. **PERM-A-BARRIER® SELF-ADHERED FLASHING***
- 5. SHEET METAL FLASHING PER ARCH
- 6. TERMINATION PER HORIZONTAL WATERPROOFING SYSTEM MANUFACTURER
- 7. **HORIZONTAL WATERPROOFING SYSTEM - SEE GCPAT.COM**

NOTE

- CONSULT GCP FOR HORIZONTAL WATERPROOFING COMPATIBILITY AND CONNECTION



GENERAL NOTES

- 1. Detail not suitable for all climates. Avoiding excessive moisture accumulation in exterior walls is dependent on many factors including proper placement of insulation and water, air, and vapor control layers in the wall. Confirm membranes are suitable for project specific service temperatures. For assistance with exterior wall design, consult with a building science professional.
- 2. Install all GCP products in accordance with GCP Product Data Sheets and GCP recommendations.
- 3. GCP products are indicated in the detail legend in **BOLDFACE** font. Detail components by others are indicated in GRAY FONT. Install components per manufacturer and project specific requirements.

Refer to air barrier system product data sheet for acceptable SELF-ADHERED FLASHING products.



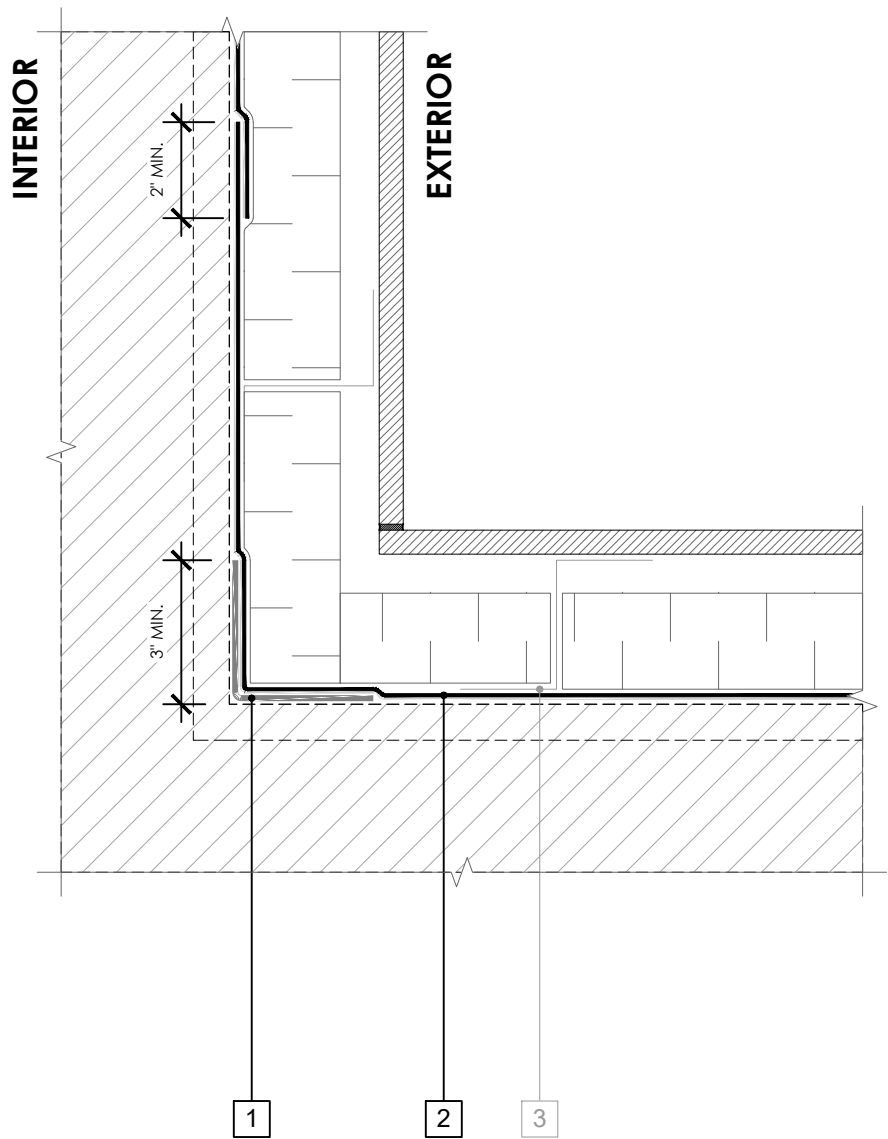
BASE-OF-WALL DETAIL -
NON-MASONRY CLADDING

PERM-A-BARRIER® WALL
MEMBRANE

DRAWING:	PWM-016
SCALE:	3" = 1'
EFFECTIVE DATE:	2020.05.21
SUPERCEDES:	NEW

LEGEND

- 1. PERM-A-BARRIER®
SELF-ADHERED FLASHING*.
PRIME SUBSTRATE WHERE
REQUIRED
- 2. PERM-A-BARRIER® WALL
MEMBRANE
- 3. CLADDING ATTACHMENT -
DETAIL PER GCPAT
REQUIREMENTS



GENERAL NOTES

- 1. Detail not suitable for all climates. Avoiding excessive moisture accumulation in exterior walls is dependent on many factors including proper placement of insulation and water, air, and vapor control layers in the wall. Confirm membranes are suitable for project specific service temperatures. For assistance with exterior wall design, consult with a building science professional.
- 2. Install all GCP products in accordance with GCP Product Data Sheets and GCP recommendations.
- 3. GCP products are indicated in the detail legend in **BOLDFACE** font. Detail components by others are indicated in GRAY FONT. Install components per manufacturer and project specific requirements.

Refer to air barrier system product data sheet for acceptable SELF-ADHERED FLASHING products.



INSIDE CORNER DETAIL -
NON-MASONRY CLADDING

PERM-A-BARRIER® WALL
MEMBRANE

DRAWING: PWM-017

SCALE: 3" = 1'

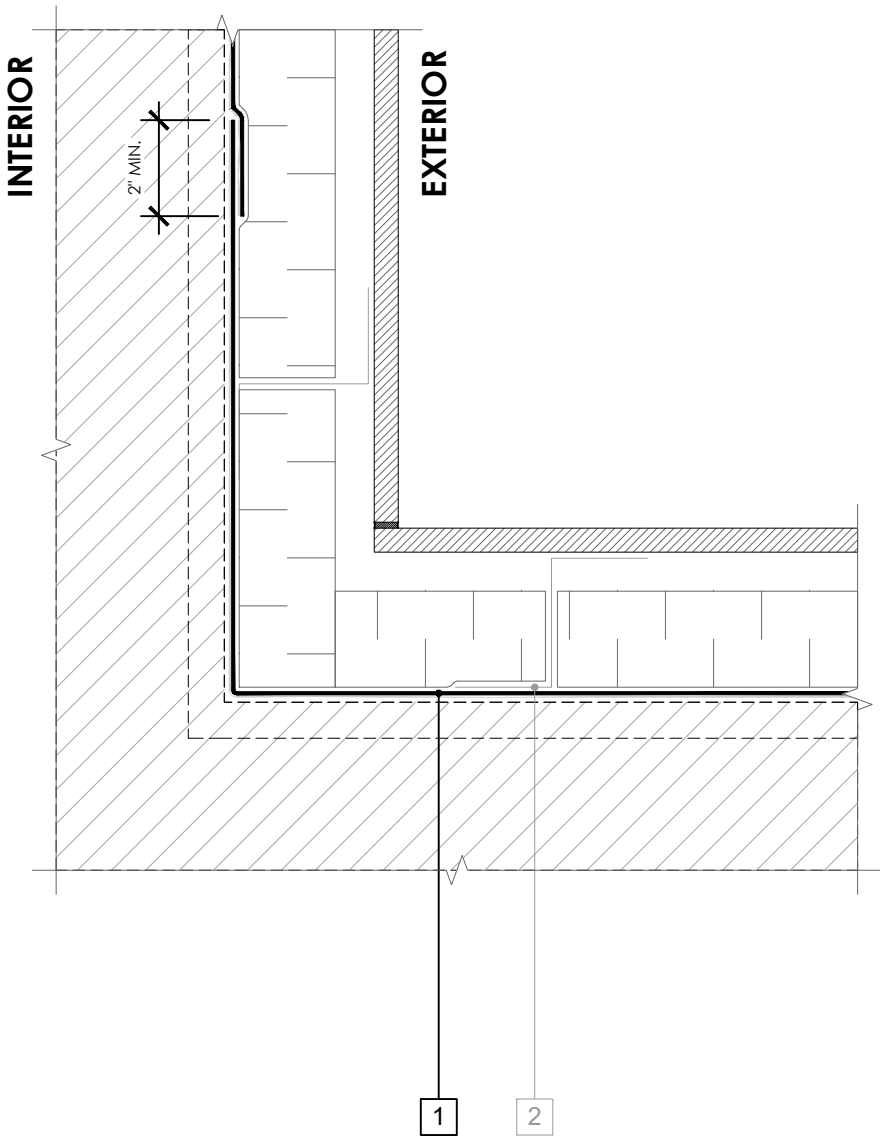
EFFECTIVE DATE: 2020.05.21

SUPERCEDES: NEW

LEGEND

1. PERM-A-BARRIER® WALL MEMBRANE

2. CLADDING ATTACHMENT - DETAIL PER GCPAT REQUIREMENTS

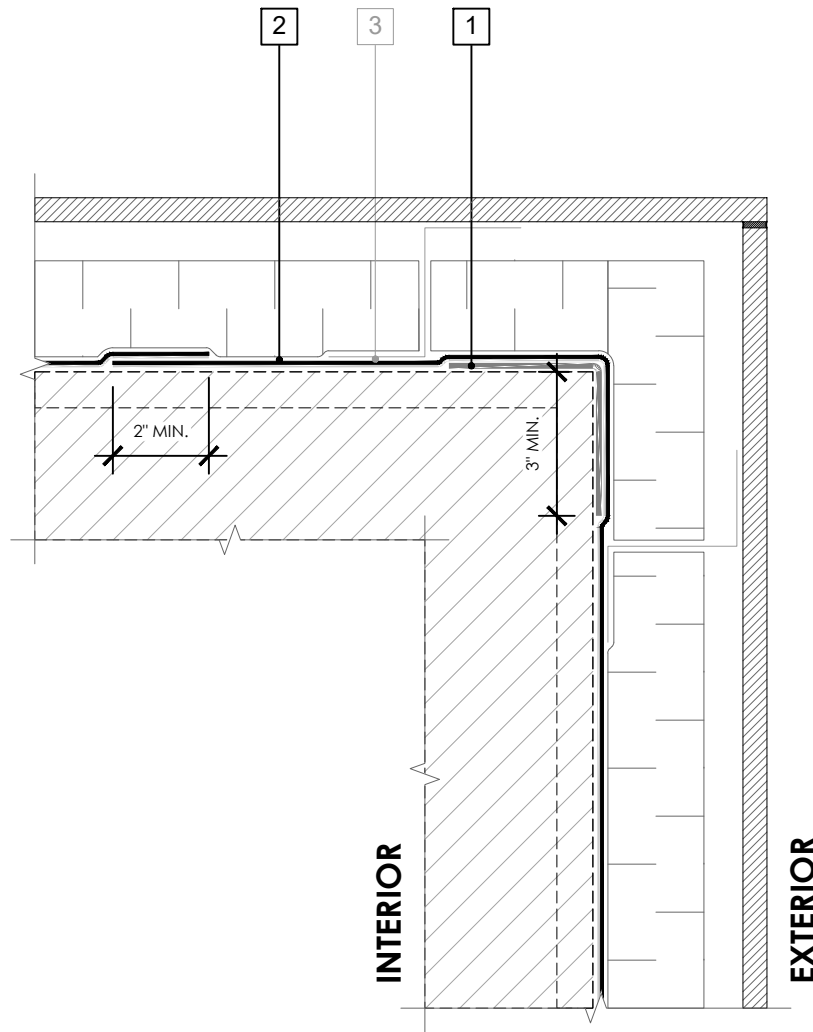


GENERAL NOTES

- Detail not suitable for all climates. Avoiding excessive moisture accumulation in exterior walls is dependent on many factors including proper placement of insulation and water, air, and vapor control layers in the wall. Confirm membranes are suitable for project specific service temperatures. For assistance with exterior wall design, consult with a building science professional.
- Install all GCP products in accordance with GCP Product Data Sheets and GCP recommendations.
- GCP products are indicated in the detail legend in **BOLDFACE** font. Detail components by others are indicated in GRAY FONT. Install components per manufacturer and project specific requirements.

Refer to air barrier system product data sheet for acceptable SELF-ADHERED FLASHING products.

	INSIDE CORNER DETAIL (ALTERNATE) - NON-MASONRY CLADDING	DRAWING: PWM-017 (ALT)
	PERM-A-BARRIER® WALL MEMBRANE	SCALE: 3" = 1'
		EFFECTIVE DATE: 2020.05.21
		SUPERCEDES: NEW



LEGEND

1. **PERM-A-BARRIER® DETAIL
MEMBRANE, NPS DETAIL
MEMBRANE, ALUMINUM
FLASHING, OR WALL FLASHING.
PRIME SUBSTRATE WHERE
REQUIRED**
2. **PERM-A-BARRIER® WALL
MEMBRANE**
3. CLADDING ATTACHMENT -
DETAIL PER GCPAT
REQUIREMENTS

GENERAL NOTES

1. Detail not suitable for all climates. Avoiding excessive moisture accumulation in exterior walls is dependent on many factors including proper placement of insulation and water, air, and vapor control layers in the wall. Confirm membranes are suitable for project specific service temperatures. For assistance with exterior wall design, consult with a building science professional.
2. Install all GCP products in accordance with GCP Product Data Sheets and GCP recommendations.
3. GCP products are indicated in the detail legend in **BOLDFACE** font. Detail components by others are indicated in **GRAY FONT**. Install components per manufacturer and project specific requirements.

Refer to air barrier system product data sheet for acceptable SELF-ADHERED FLASHING products.



OUTSIDE CORNER DETAIL - NON-MASONRY CLADDING

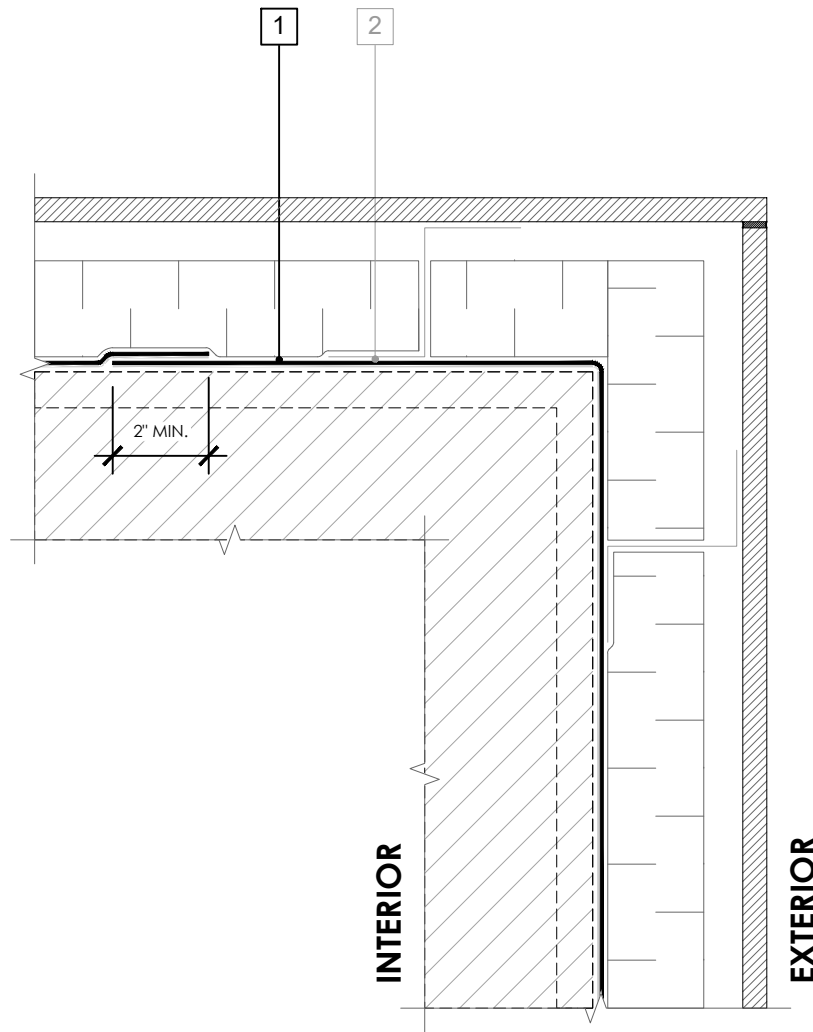
PERM-A-BARRIER® WALL
MEMBRANE

DRAWING: PWM-018

SCALE: 3" = 1'

EFFECTIVE DATE: 2020.05.21

SUPERCEDES: NEW



LEGEND

1. **PERM-A-BARRIER® WALL MEMBRANE**
2. CLADDING ATTACHMENT -
DETAIL PER GCPAT
REQUIREMENTS

GENERAL NOTES

1. Detail not suitable for all climates. Avoiding excessive moisture accumulation in exterior walls is dependent on many factors including proper placement of insulation and water, air, and vapor control layers in the wall. Confirm membranes are suitable for project specific service temperatures. For assistance with exterior wall design, consult with a building science professional.
2. Install all GCP products in accordance with GCP Product Data Sheets and GCP recommendations.
3. GCP products are indicated in the detail legend in **BOLDFACE** font. Detail components by others are indicated in GRAY FONT. Install components per manufacturer and project specific requirements.

Refer to air barrier system product data sheet for acceptable SELF-ADHERED FLASHING products.



OUTSIDE CORNER DETAIL (ALTERNATE) - NON-MASONRY CLADDING

PERM-A-BARRIER® WALL
MEMBRANE

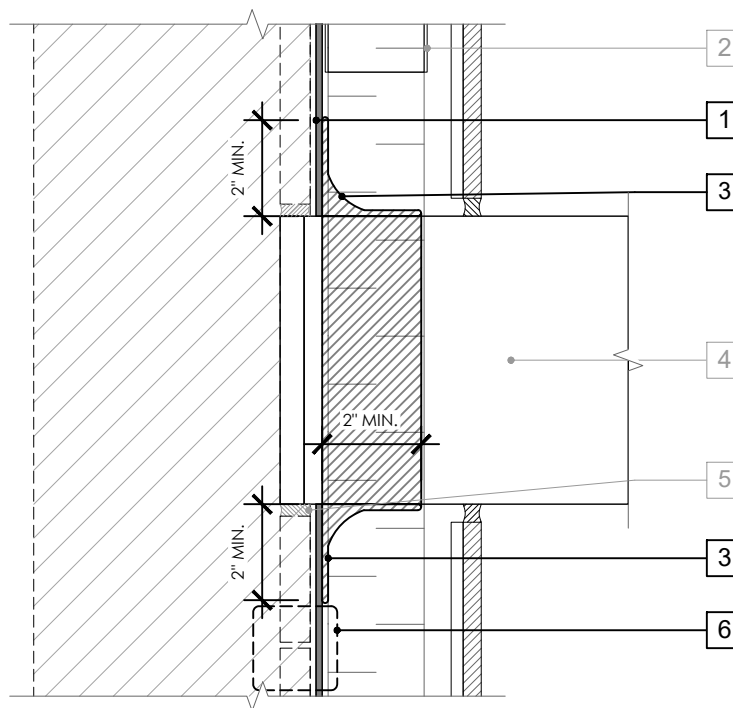
DRAWING: PWM-018 (ALT)

SCALE: 3" = 1'

EFFECTIVE DATE: 2020.05.21

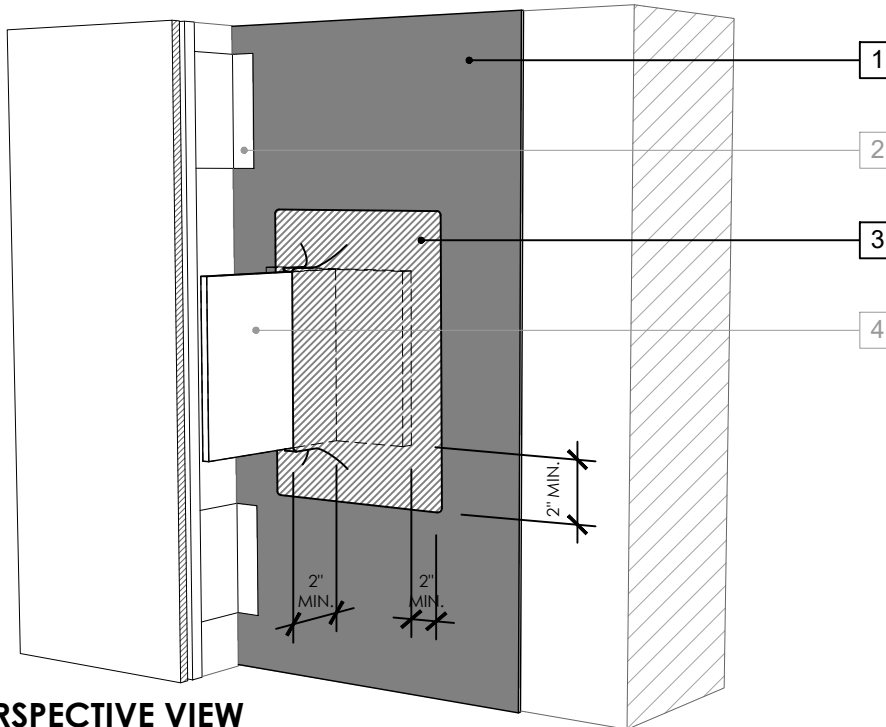
SUPERCEDES: NEW

SECTION VIEW



LEGEND

1. **PERM-A-BARRIER® WALL MEMBRANE**
2. CLADDING ATTACHMENT - CONFIRM DETAILING REQUIREMENTS WITH THE GCPAT REPRESENTATIVE
3. **PERM-A-BARRIER® S100, PERM-A-BARRIER® LIQUID FLASHING, BITUTHENE MASTIC, OR BITUTHENE LIQUID MEMBRANE - FLASHING AND CANT SEAL**
4. KNIFE PLATE PENETRATION
5. POLYURETHANE SEALANT OR NON-SHRINK GROUT PER BACKUP WALL TYPE
6. JOINT TREATMENT PER DETAIL PWM-009



PERSPECTIVE VIEW

GENERAL NOTES

1. Detail not suitable for all climates. Avoiding excessive moisture accumulation in exterior walls is dependent on many factors including proper placement of insulation and water, air, and vapor control layers in the wall. Confirm membranes are suitable for project specific service temperatures. For assistance with exterior wall design, consult with a building science professional.
2. Install all GCP products in accordance with GCP Product Data Sheets and GCP recommendations.
3. GCP products are indicated in the detail legend in **BOLDFACE** font. Detail components by others are indicated in GRAY FONT. Install components per manufacturer and project specific requirements.

Refer to air barrier system product data sheet for acceptable SELF-ADHERED FLASHING products.



KNIFEPLATE PENETRATION DETAIL - NON-MASONRY CLADDING

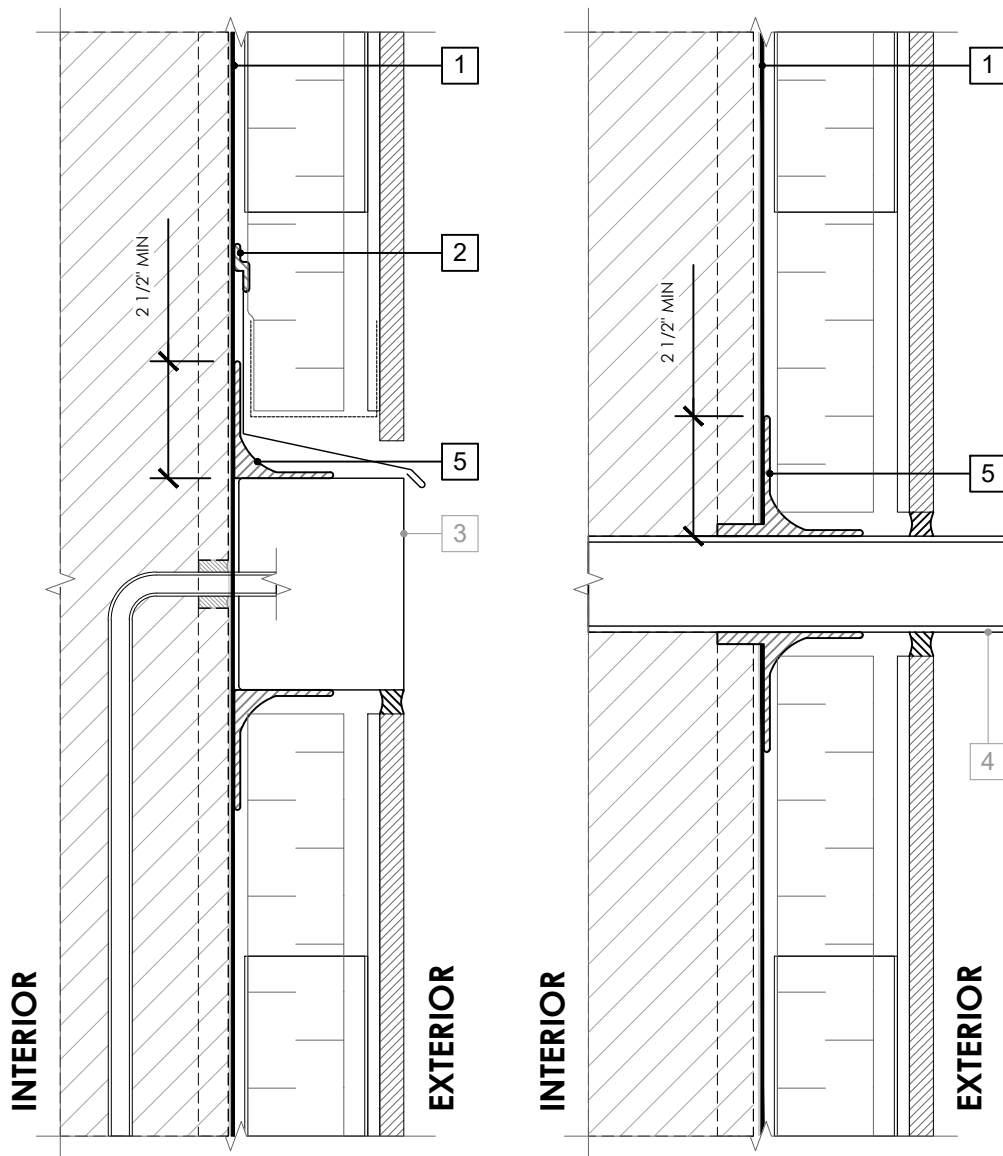
PERM-A-BARRIER® WALL
MEMBRANE

DRAWING: PWM-019

SCALE: 3" = 1'

EFFECTIVE DATE: 2020.05.21

SUPERCEDES: NEW



LEGEND

1. **PERM-A-BARRIER® WALL MEMBRANE**
2. **PERM-A-BARRIER® S100, PERM-A-BARRIER® LIQUID FLASHING, BITUTHENE MASTIC, OR BITUTHENE LIQUID MEMBRANE - 1-INCH TROWELED BEAD**
3. AIR AND WATER TIGHT BOX AND PENETRATION
4. AIR AND WATER TIGHT PIPE OR DUCT PENETRATION
5. **PERM-A-BARRIER® S100, PERM-A-BARRIER® LIQUID FLASHING, BITUTHENE MASTIC, OR BITUTHENE LIQUID MEMBRANE - FLASHING AND CANT SEAL**

GENERAL NOTES

1. Detail not suitable for all climates. Avoiding excessive moisture accumulation in exterior walls is dependent on many factors including proper placement of insulation and water, air, and vapor control layers in the wall. Confirm membranes are suitable for project specific service temperatures. For assistance with exterior wall design, consult with a building science professional.
2. Install all GCP products in accordance with GCP Product Data Sheets and GCP recommendations.
3. GCP products are indicated in the detail legend in **BOLDFACE** font. Detail components by others are indicated in GRAY FONT. Install components per manufacturer and project specific requirements.

Refer to air barrier system product data sheet for acceptable SELF-ADHERED FLASHING products.



PENETRATION DETAILS - NON-MASONRY CLADDING

PERM-A-BARRIER® WALL
MEMBRANE

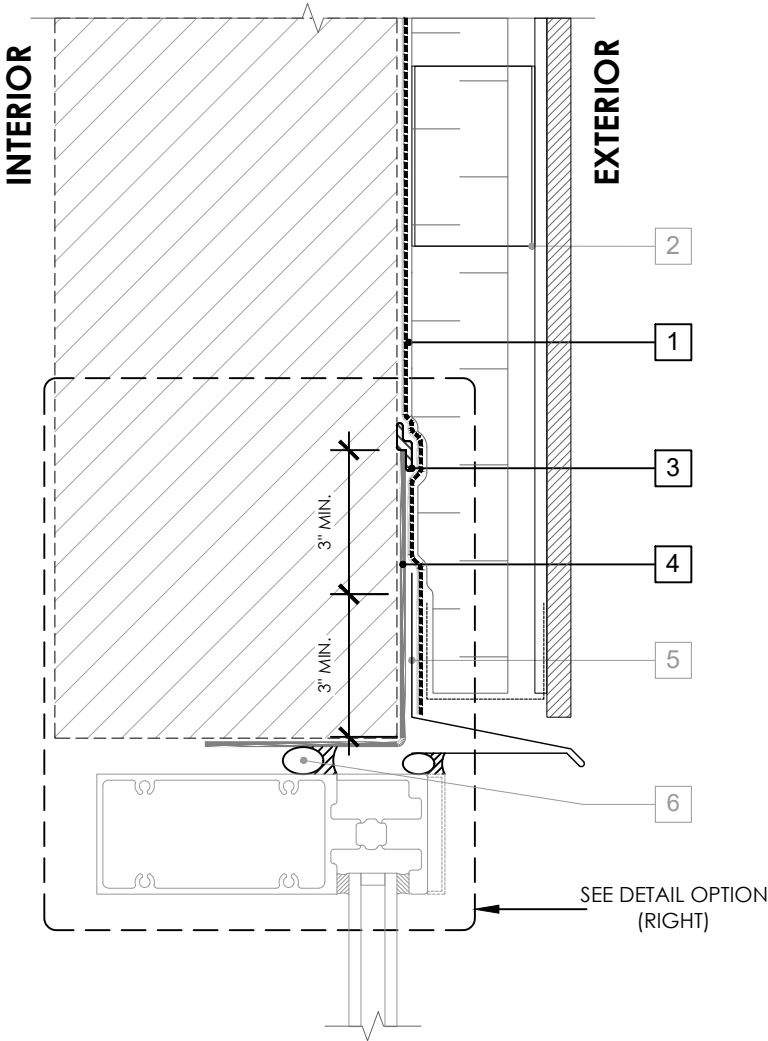
DRAWING: PWM-020

SCALE: 3" = 1'

EFFECTIVE DATE: 2020.05.21

SUPERCEDES: NEW

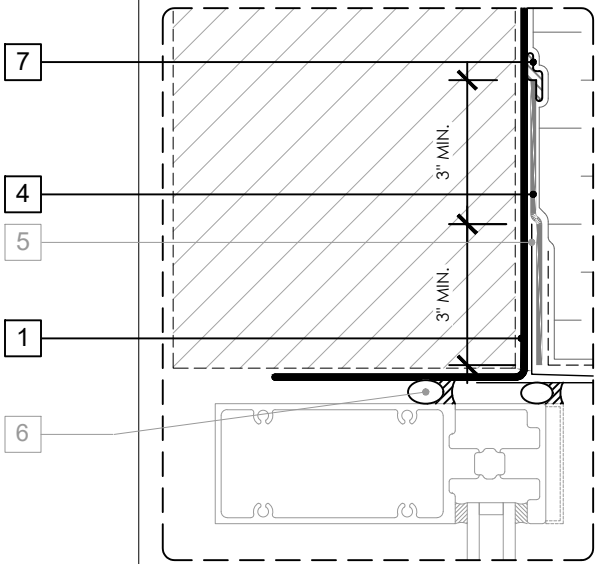
OPTION 1



LEGEND

1. **PERM-A-BARRIER® WALL MEMBRANE**
2. CLADDING ATTACHMENT -
CONFIRM DETAILING REQUIREMENTS
WITH THE GCPAT REPRESENTATIVE
3. **BITUTHENE MASTIC, BITUTHENE
LIQUID MEMBRANE, OR GCP
APPROVED SEALANT - 1-INCH
TROWELED BEAD**
4. **PERM-A-BARRIER® SELF-ADHERED
FLASHING***
5. SHEET METAL FLASHING PER ARCH
6. INTERIOR AIR SEALANT OVER
BACKER ROD
7. **PERM-A-BARRIER® S100,
PERM-A-BARRIER® LIQUID FLASHING,
BITUTHENE MASTIC, OR BITUTHENE
LIQUID MEMBRANE - 1-INCH
TROWELED BEAD**

OPTION 2



GENERAL NOTES

1. Detail not suitable for all climates. Avoiding excessive moisture accumulation in exterior walls is dependent on many factors including proper placement of insulation and water, air, and vapor control layers in the wall. Confirm membranes are suitable for project specific service temperatures. For assistance with exterior wall design, consult with a building science professional.
2. Install all GCP products in accordance with GCP Product Data Sheets and GCP recommendations.
3. GCP products are indicated in the detail legend in **BOLDFACE** font. Detail components by others are indicated in GRAY FONT. Install components per manufacturer and project specific requirements.

Refer to air barrier system product data sheet for acceptable SELF-ADHERED FLASHING products.



CURTAINWALL HEAD DETAIL

PERM-A-BARRIER® WALL
MEMBRANE

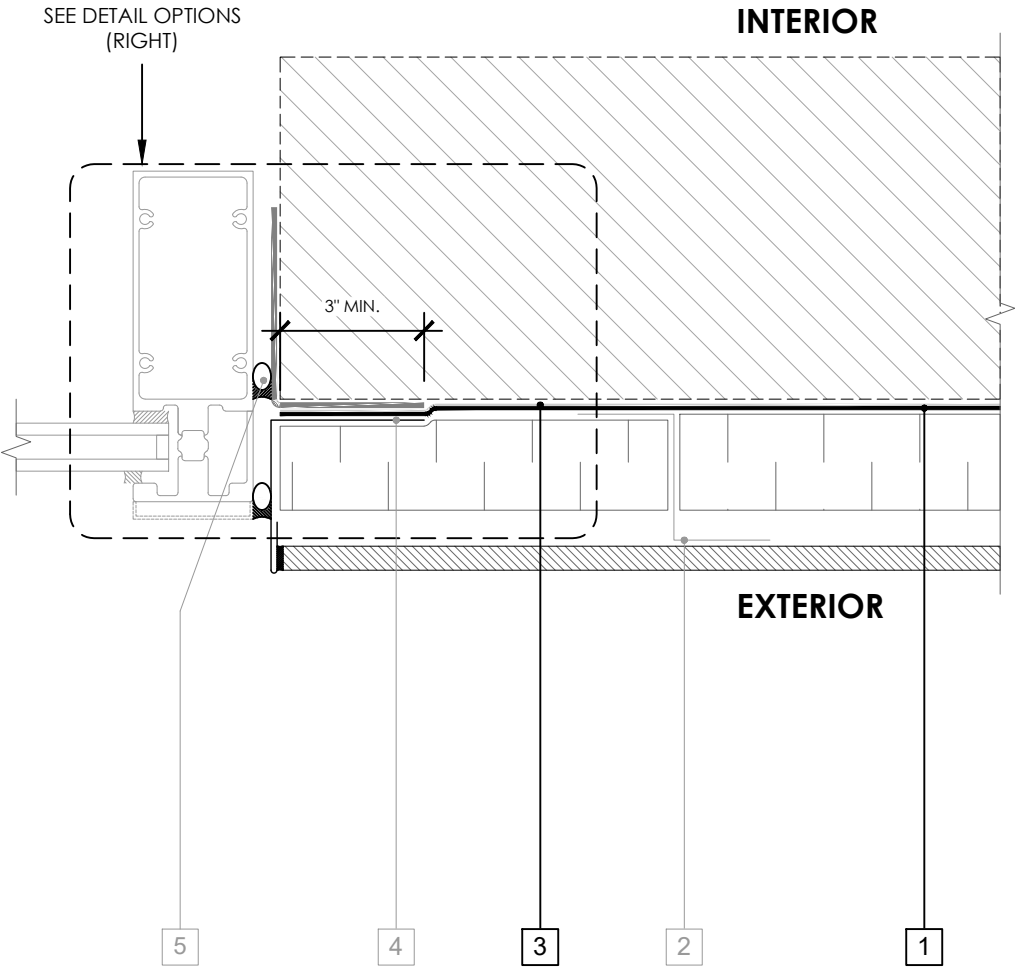
DRAWING: PWM-021

SCALE: 3" = 1'

EFFECTIVE DATE: 2020.05.21

SUPERCEDES: NEW

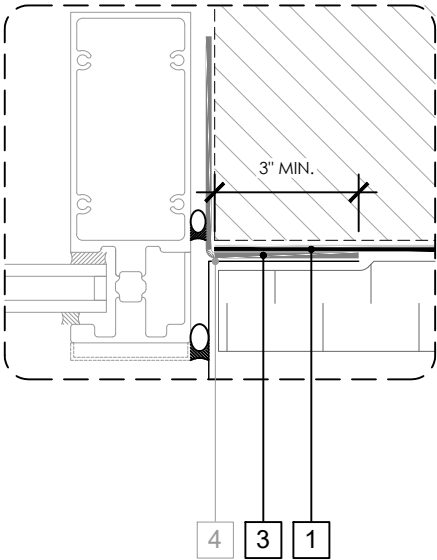
OPTION 1



LEGEND

- 1. **PERM-A-BARRIER® WALL MEMBRANE**
- 2. CLADDING ATTACHMENT -
CONFIRM DETAILING REQUIREMENTS
WITH THE GCPAT REPRESENTATIVE
- 3. **PERM-A-BARRIER® SELF-ADHERED
FLASHING***
- 4. SHEET METAL FLASHING PER ARCH
- 5. INTERIOR AIR SEALANT OVER
BACKER ROD

OPTION 2



GENERAL NOTES

- 1. Detail not suitable for all climates. Avoiding excessive moisture accumulation in exterior walls is dependent on many factors including proper placement of insulation and water, air, and vapor control layers in the wall. Confirm membranes are suitable for project specific service temperatures. For assistance with exterior wall design, consult with a building science professional.
- 2. Install all GCP products in accordance with GCP Product Data Sheets and GCP recommendations.
- 3. GCP products are indicated in the detail legend in **BOLDFACE** font. Detail components by others are indicated in GRAY FONT. Install components per manufacturer and project specific requirements.

Refer to air barrier system product data sheet for acceptable SELF-ADHERED FLASHING products.

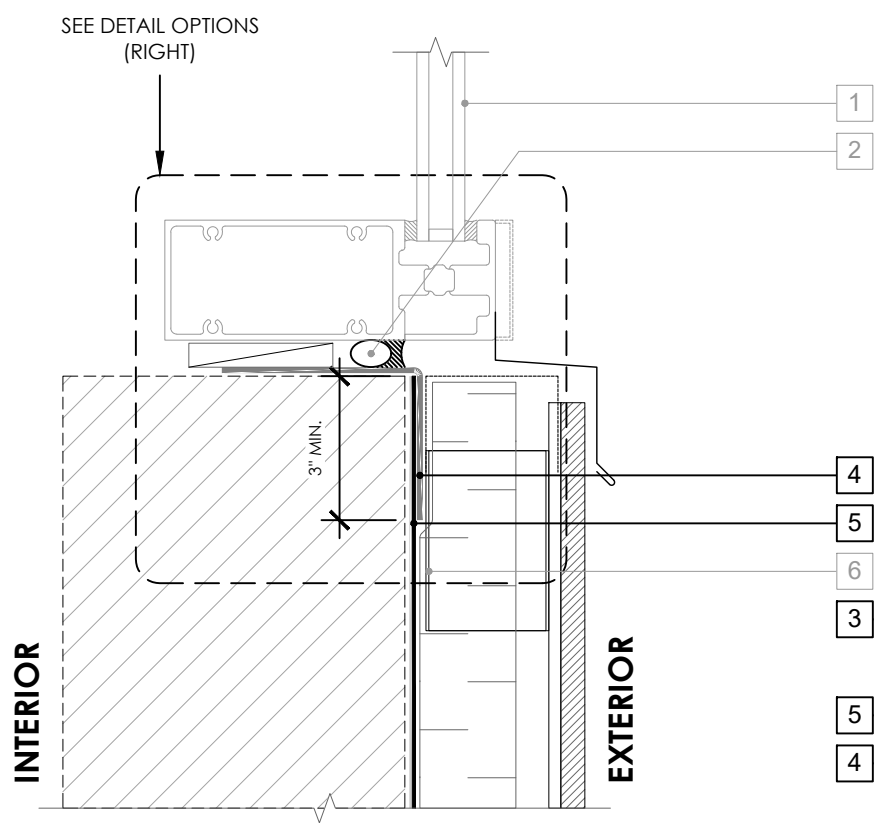


CURTAINWALL JAMB DETAIL

PERM-A-BARRIER® WALL
MEMBRANE

DRAWING:	PWM-022
SCALE:	3" = 1'
EFFECTIVE DATE:	2020.05.21
SUPERCEDES:	NEW

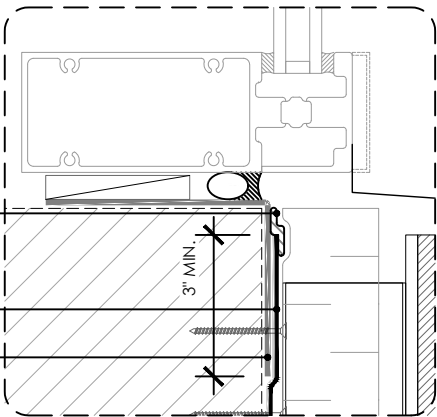
OPTION 1



LEGEND

- 1. CURTAINWALL SILL OVER MANUFACTURER'S STARTER TRACK
- 2. INTERIOR AIR SEALANT OVER BACKER ROD
- 3. **PERM-A-BARRIER® S100, PERM-A-BARRIER® LIQUID FLASHING, BITUTHENE MASTIC, OR BITUTHENE LIQUID MEMBRANE - 1-INCH TROWELED BEAD**
- 4. **PERM-A-BARRIER® SELF-ADHERED FLASHING***
- 5. **PERM-A-BARRIER® WALL MEMBRANE**
- 6. CLADDING ATTACHMENT - CONFIRM DETAILING REQUIREMENTS WITH THE GCPAT REPRESENTATIVE

OPTION 2



GENERAL NOTES

- 1. Detail not suitable for all climates. Avoiding excessive moisture accumulation in exterior walls is dependent on many factors including proper placement of insulation and water, air, and vapor control layers in the wall. Confirm membranes are suitable for project specific service temperatures. For assistance with exterior wall design, consult with a building science professional.
- 2. Install all GCP products in accordance with GCP Product Data Sheets and GCP recommendations.
- 3. GCP products are indicated in the detail legend in **BOLDFACE** font. Detail components by others are indicated in GRAY FONT. Install components per manufacturer and project specific requirements.

Refer to air barrier system product data sheet for acceptable SELF-ADHERED FLASHING products.



CURTAINWALL SILL DETAIL

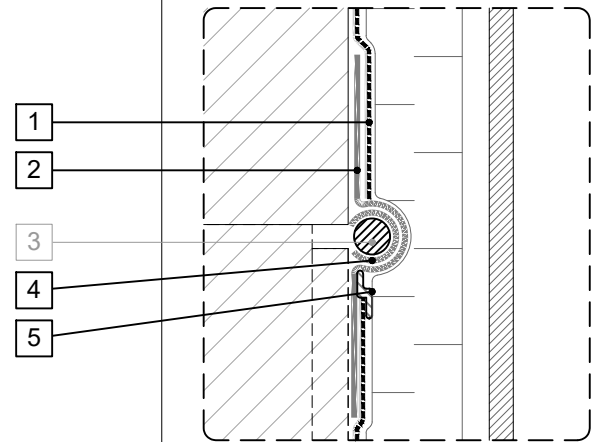
PERM-A-BARRIER® WALL MEMBRANE

DRAWING:	PWM-023
SCALE:	3" = 1'
EFFECTIVE DATE:	2020.05.21
SUPERCEDES:	NEW

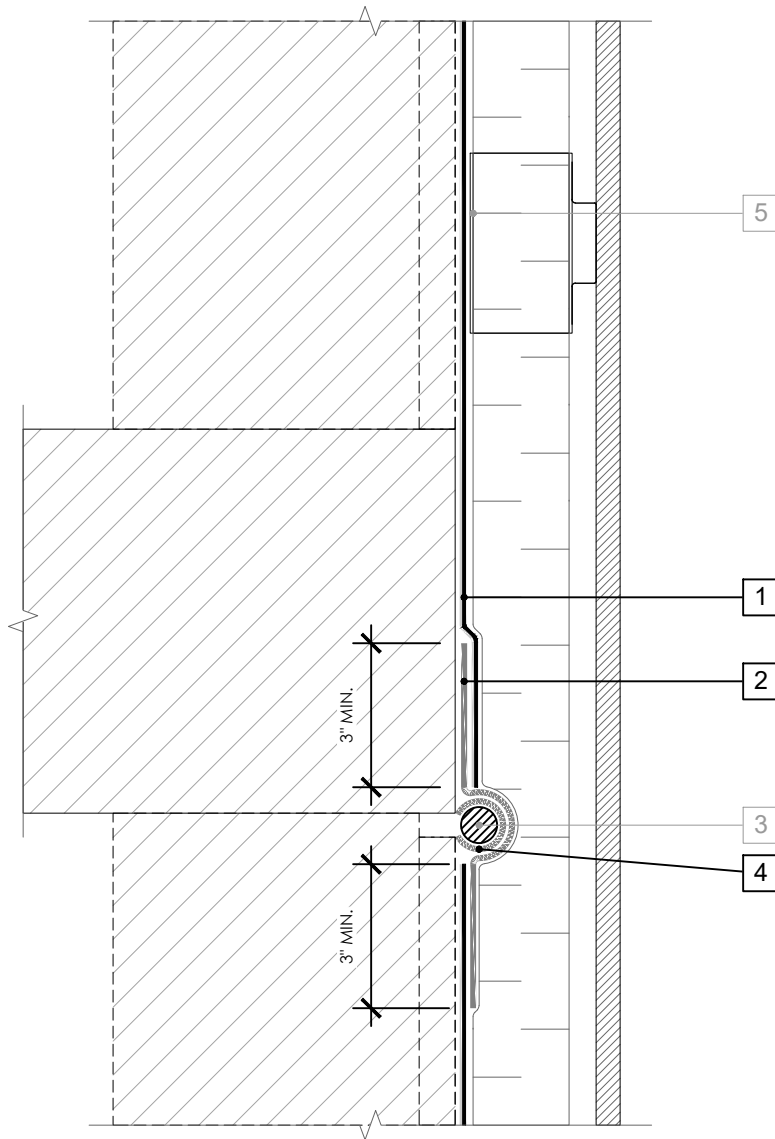
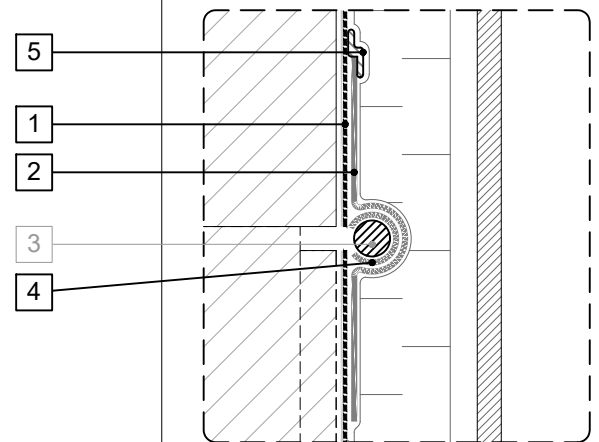
LEGEND

1. **PERM-A-BARRIER® WALL MEMBRANE**
2. **PERM-A-BARRIER® SELF-ADHERED FLASHING***
3. MINIMUM 3/4" BACKER ROD
4. **PERM-A-BARRIER DETAIL MEMBRANE INVERTED STRIP SUFFICIENT IN SIZE TO COVER BACKER ROD**
5. CLADDING ATTACHMENT, CONFIRM DETAILING REQUIREMENTS WITH THE GCPAT REPRESENTATIVE

OPTION 2



OPTION 3



GENERAL NOTES

1. Detail not suitable for all climates. Avoiding excessive moisture accumulation in exterior walls is dependent on many factors including proper placement of insulation and water, air, and vapor control layers in the wall. Confirm membranes are suitable for project specific service temperatures. For assistance with exterior wall design, consult with a building science professional.
2. Install all GCP products in accordance with GCP Product Data Sheets and GCP recommendations.
3. GCP products are indicated in the detail legend in **BOLDFACE** font. Detail components by others are indicated in GRAY FONT. Install components per manufacturer and project specific requirements.

Refer to air barrier system product data sheet for acceptable SELF-ADHERED FLASHING products.



DEFLECTION JOINT

PERM-A-BARRIER® WALL
MEMBRANE

DRAWING: PWM-024

SCALE: 3" = 1'

EFFECTIVE DATE: 2020.05.21

SUPERCEDES: NEW