

Table of Contents

Technical Data Sheets

PREPRUFE® SCS	2
PREPRUFE® Detail Tape	11
PREPRUFE® Tape and PREPRUFE® CJ Tape	13
HYDRODUCT® 220 Drainage Composite	15
INJECTO®	18
PREPRUFE® 300R/160R Plus & PREPRUFE® 300R/160R Plus LT	25

Safety Data Sheets

PREPRUFE® Detail Tape	33
PREPRUFE® SCS Hydrophilic Grout	40
PREPRUFE® SCS Hydrophilic Grout Activator	54
PREPRUFE® Tapes	70
HYDRODUCT® Drainage Composite All	77
PREPRUFE® 300R/160R Plus & PREPRUFE® 300R/160R Plus LT	84

Warranty

PREPRUFE® SCS	98
---------------	----

Detail Drawings – All	99
-----------------------	----

PREPRUFE® SCS Data Sheet

Blindside waterproofing system for shotcrete foundation walls

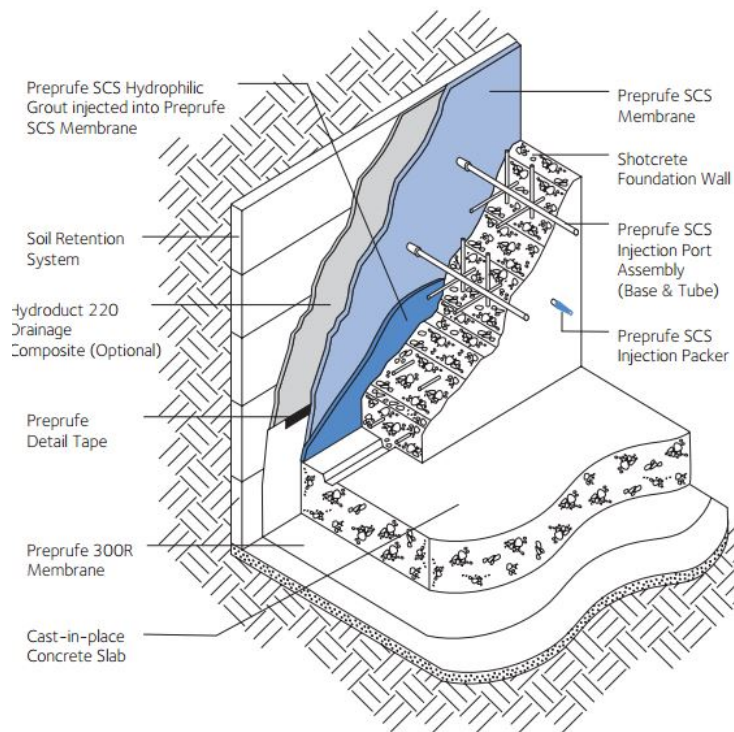
Product Description

PREPRUFE® SCS is a unique blindside waterproofing system specifically developed to provide a high performance waterproofing solution for shotcrete foundation walls. The waterproofing system consists of the following:

- PREPRUFE® SCS membrane consisting of a polymer mesh-reinforced cavity backed by a plastic film facing the soil retention system, and faced with a non-woven, semi-permeable geotextile acting as a shotcrete barrier while allowing grout to bond to the shotcrete
- PREPRUFE® SCS grout injection ports installed prior to shotcrete placement to facilitate hydrophilic grout injection
- PREPRUFE® SCS hydrophilic grout post-injected under pressure into composite sheet through injection ports left protruding through the shotcrete. The shotcrete side of the membrane enables grout to bond with shotcrete across the permeable geotextile.

The PREPRUFE® SCS composite sheet membrane is applied vertically to timber lagging or other soil retention systems. Shotcrete is then placed directly against the geotextile side of the membrane. Unlike conventional waterproofing systems, the PREPRUFE® SCS waterproofing system has injection ports to facilitate grout injection into a pre-created cavity space, forming an in-situ monolithic grout membrane with uniform thickness.

After shotcrete placement, injection of the specially formulated PREPRUFE® SCS hydrophilic grout is used to fill and seal the system, providing ultimate waterproofing protection. All components of the specially developed PREPRUFE® SCS system work together to form a continuous and integral bond to the structure, eliminating lateral water migration between the membrane and the shotcrete. When properly installed and grouted, the PREPRUFE® SCS system will protect against water ingress.



Product Advantages

- Durable system designed specifically to withstand the force of shotcrete placement
- Post-injected grout fills and seals, providing ultimate waterproofing protection
- Aggressive bond to shotcrete resists lateral water migration
- Excellent resistance to hydrostatic pressure

Installation

The PREPRUFE® SCS system is intended to be installed by GCP trained applicators only. For a list of trained applicators, please contact your GCP representative. All PREPRUFE® SCS system materials shall be supplied by GCP Applied Technologies and applied strictly in accordance with the company's instructions. Refer to the PREPRUFE® SCS waterproofing systems installation manual for detailed application instructions.

Substrate Preparation

It is essential to create a sound and solid substrate to eliminate movement during the shotcrete placement. Substrates must be regular and smooth with no gaps or voids greater than 1/2 in. (12 mm). Grout around all penetrations such as utility conduits for stability.

If necessary, apply plywood, rigid insulation, HYDRODUCT® 220 drainage composite or other approved facing to the substrate to provide support to the membrane. Board systems such as timber lagging must be close butted to provide support and not more than 1/2 in. (12 mm) out of alignment. For areas close to finished grade where steel soldier piles and wood lagging will be removed, install a protection layer of 1/2 in. (12 mm) thick cementitious wall board centered over the steel soldier piles.

Apply the PREPRUFE® 300R membrane below all horizontal slabs and rafts (i.e., mud slabs), extending a minimum of 18 in. (457 mm) beyond the top of the slab and protect from over splash. Refer to the PREPRUFE® 300R membrane product information for more detailed installation instructions. If the PREPRUFE® 300R membrane will not be used below the slab, consult your GCP representative.

Membrane Installation

The PREPRUFE® SCS membrane can be applied at temperatures of 25 °F (-4 °C) or above. The waterproofing membrane may be installed in any convenient length, but is best installed vertically along the full length of the soil retention. With the geotextile side facing toward the shotcrete placement, attach the membrane to the substrate with staples, approved by GCP, spaced at 24 to 36 in. (610 to 914 mm) O.C. down the middle of the membrane. Ensure the plastic film extension and the underside of the succeeding sheet are clean, dry and free from contamination before attempting to overlap. Apply PREPRUFE® Detail Tape at the center of the film extension. Overlap the seams by a minimum of 2 1/2 in. (64 mm) with membrane and ensure the top piece of membrane has only the geotextile extension (not plastic film) on the top of the existing membrane. Remove the release liner from the PREPRUFE® Detail Tape and roll the membrane firmly at the seam with a hand roller to ensure a good seal. Mechanically fasten the seam on the geotextile overlap with staples spaced at 12 to 18 in. (305 to 457mm) O.C.

For roll ends and cut edges, place PREPRUFE® CJ Tape under the membrane with the adhesive side facing membrane centered along the ends/cut edges. Secure strips to the substrate with staples. Ensure the underside of the membrane is clean, dry and free from contamination. Butt joint the membrane and roll firmly at the seam with a hand roller to ensure a good seal. Apply PREPRUFE® SCS geotextile strip centered over the butt joint and secure on the top and bottom of the butt joint with staples at 12 to 18 in. (305 to 457 mm) O.C.

Penetrations

Follow these steps to seal around penetrations such as service pipes, rebar, all-thread and metal dowels:

- Clean loose dust or dirt from the penetration and the surrounding substrate surface using a clean, dry cloth or brush. Remove rust, if applicable, with a wire brush and wipe clean.
- Cut the PREPRUFE® SCS membrane tight to within 1/2 in. (12 mm) of the penetration. If the membrane is 1 in. (25 mm) or more from the penetration, install a cut-to fit “filler strip” of the membrane to cover the gap, following the membrane repair guidelines until the membrane is within 1/2 in. (12 mm) of the penetration.
- Apply SWELLSEAL® WA sealant to cover the gap and form a minimum of 1/4 in. (6 mm) but no more than 1 in. (25 mm)-thick continuous fillet between the plastic film side of the membrane and the base of the penetration. Extend a 90 mil (2.2 mm) continuous coating of sealant onto the surface of the membrane, overlapping a minimum of 1 in. (25 mm).

Tiebacks


Prior to membrane installation, fasten the PREPRUFE® Tieback Cover ABS base to the substrate to cover the tieback. Apply PREPRUFE® Detail Tape around the outside edge of the ABS base. Install the PREPRUFE® SCS membrane over the ABS base and then cut out the membrane 1/2 in. to 1 in. (12 mm to 25 mm) around the dome hemisphere. Remove the release paper on the PREPRUFE® Detail Tape and press the membrane firmly to the ABS base. Roll the membrane firmly at the joint with a hand roller to ensure a good seal. Position the PREPRUFE® Tieback Cover on top of the ABS base and mechanically fasten the PREPRUFE® dome. Apply PREPRUFE® Detail Tape (LT or HC) over the top edge of the tieback cover.

Terminations

Position PREPRUFE® CJ Tape under the membrane along the termination, centered along the membrane cut edges/roll ends. Secure half of the tape under the membrane to the substrate with staples. Press the membrane firmly onto the tape and fold over the membrane. Roll the folding area with a hand roller to ensure a good seal. Remove the release paper. Mechanically fasten with staples at 12 in. (305 mm) O.C. along the top edge of the PREPRUFE® CJ Tape.

Tie-ins of PREPRUFE® SCS Membrane to PREPRUFE® 300R Sub-slab Waterproofing

Install the PREPRUFE® 300R membrane over the prepared substrate as detailed in the PREPRUFE® 300R membrane installation guide. If the PREPRUFE® 300R membrane will not be used below the slab, consult your GCP representative.



PREPRUFE® SCS Figure 1

Apply two parallel lengths of PREPRUFE® Detail Tape, one at the top edge of the PREPRUFE® 300R membrane and the other 6-12 in. (150-300 mm) from the top of slab. Remove the release liner. Press the PREPRUFE® SCS membrane to the tape and roll firmly with a hand roller. If necessary, apply 4 in. (102 mm) pieces of PREPRUFE® Detail Tape at 4 ft (1.2 m) O.C. to the bottom edge of the PREPRUFE® SCS membrane to secure it to the PREPRUFE® 300R membrane. Do not use mechanical fasteners through the PREPRUFE® 300R membrane.

Membrane Repair

Inspect the membrane before and after installation of reinforcement steel. Repair damage by wiping the area with a damp cloth to ensure the area is clean and free from dust, and allow to dry. Repair small punctures (1/2 in./12 mm or less) and slices by applying SWELLSEAL[®]WA centered over the damaged area. Repair large holes and punctures by first cutting out the damaged area. Next, prepare a length of PREPRUFE[®] CJ Tape at least 3 in. (76 mm) wider than the damaged area on each side. If necessary, overlap the PREPRUFE[®] CJ Tape with a 3 in. (76 mm) overlap to make a large piece. Center the PREPRUFE[®] CJ Tape under the damaged area with the adhesive side facing the membrane. Secure the tape with staples. Ensure the membrane overlaps at least 3 in. (76 mm) on the tape on each side. Apply a patch of membrane with the plastic film removed and the geotextile side facing shotcrete extended 6 in. (150 mm) beyond the damaged area. Secure the patch with staples at 4 in. (100 mm) O.C. on each side.

Injection Port Installation

Install the injection port assembly after installation of reinforcement steel and before shotcrete placement. Pre-assemble the injection port assembly by cutting a piece of PREPRUFE[®] SCS injection tube 4 in. (100 mm) longer than the thickness of the wall and twisting the tube into a PREPRUFE[®] SCS injection base until a tight connection is made.

The injection port assembly spacing shall be 4 feet in any direction with 2 feet offset every vertical step. The top and bottom layer of injection port assemblies shall be two feet in spacing, located one foot from the edge of the membrane. All vertical corners and terminations shall have port assemblies spaced 2 feet vertically, located one foot from the corner or termination. To allow existing water to drain from the system prior to grout injection, install additional port assemblies 1 in. (25 mm) above the bottom of the membrane at 20 feet (6.1 m) O.C. (refer to Figure 1). All tie-back covers shall have one injection port assembly installed, located on the membrane directly above the tieback (not shown in the figure).

Position the injection port assembly adjacent to the intersection of the reinforcing steel. Press the injection port assembly tightly against the membrane and screw the injection base into the membrane by turning the nozzle clockwise. The port assembly should be twisted until it cannot turn any further (usually 1/4 - 1/2 rotation, although more may be needed). If the port assembly does not snag the geotextile or stop rotating, it has not been attached to the membrane properly. Repeat with a new injection base. Tie the tubing to both the inside and outside layer of reinforcing steel with rebar ties. Cover the tubing end with duct tape to prevent blockage during the shotcrete placement.

Shotcrete Placement

Inspect the port installation before the placement of shotcrete to ensure all ports are still attached to the membrane. Reinstall any damaged or loose ports.

It is recommended that shotcrete be placed within 56 days (42 days in hot climates) of the membrane installation. Shotcrete must be placed in accordance with ACI 506.2. Never use a sharp object to consolidate the concrete. Avoid putting large force on the injection tubing during shotcrete surface finishing. Shotcrete surface finish around all injection ports should be the same as the rest of the wall, avoiding any rough areas or projections adjacent to the ports.

Grouting Procedure

Safety

Read the product label and safety data sheet (SDS) for each system component. All users should acquaint themselves with this information prior to working with the products and follow the precautionary statements. SDSs can be obtained by contacting your local GCP representative or office, by calling GCP toll free at 1-866-333-3SBM (3726) and in some cases from our website at gcpat.com.

Users must be made aware that the equipment used for the PREPRUFE® SCS waterproofing system operates under pressure. Only trained individuals should operate this equipment. Installation personnel should utilize all necessary personal protective gear.

General Guidelines

PREPRUFE® SCS hydrophilic grout can be injected into the PREPRUFE® SCS membrane a minimum of seven days to a maximum of six months after the shotcrete placement. This minimum wait period allows the shotcrete to gain sufficient compressive strength. A minimum concrete compressive strength of 1,500 psi (10 N/mm²) is recommended prior to grout injection.

Port Preparation

Cut the tubing flush to the shotcrete surface and install the PREPRUFE® SCS injection packer into the tubing. Allow all water to gravity drain from the bottom “drainage ports” prior to installing the packer. Tighten packers using a ratchet or open-end wrench, by turning clockwise until firm and secure. Packers are supplied with a one-way check valve to minimize back flow during the injection procedure.

Grout Injection

The pump mix manifold and clutch that will be used for injecting PREPRUFE® SCS hydrophilic grout should be flushed with flushing agent prior to beginning the grout operation. Flushing lubricates the system. After injecting, the pump mix manifold and clutch should be flushed to remove any liquid grout residue. The general injection technique is as follows:

- Measure the material’s temperature and refer to the chart in the detailed installation manual for usage of Activators A and B to get 60–90 seconds setting time. All results are based on laboratory tests. Site trials should always be carried out to determine the actual setting time.
- Determine the pumping volume per port as outlined in the detailed installation manual.
- Begin injection from bottom to top. Start injection from one end to the other end or any convenient distance at each horizontal level, then switch to the next level and follow the same sequence.
- If the pump sits idle (no grout being injected) for more than 30 seconds, flush the pump mix manifold and clutch with flushing agent.

If excessive pumping pressures are needed to cause grout flow or manifold pressure changes significantly, discontinue injection, flush the pump mix manifold and clutch and notify your GCP representative immediately. Avoid sudden application of high pressures during the injection process. Grouting pressure before the mixing head shall not exceed 500 psi.

Environmental Conditions

Precautions

A GCP representative should be consulted prior to application to verify that site conditions are appropriate for the PREPRUFE® SCS system.

The PREPRUFE® SCS system includes injection of grout at high pressures. The project structural engineer should evaluate the site for potential effects on adjacent building elements. Injection has the potential to cause hidden damage if installed incorrectly.

Limitations

Low temperatures will significantly extend set times. Bring the product up to a minimum temperature of 50°F for a minimum period of 24 hours prior to use. If site temperatures are extremely low, material should be held in a warm area before and during use to maintain the product's temperature. Allow no water into open containers. **DO NOT EXCEED 90 °F WHEN WARMING.** (CAUTION—pH NOTICE. Water used on site to activate grouts must be in a range of pH 5.5–7 for optimum grout quality. Varying water pH will cause the reaction times to change. Test ground water for pH and consult with GCP to ensure the pH falls within the threshold limitations.)

Storage & Handling

All PREPRUFE® SCS waterproofing system grout components should be shipped and stored in cool, dry, protected conditions at temperatures between 40°F and 77°F, out of direct sunlight and in accordance with the relevant site health & safety regulations. Do not thin with solvents. Warning: Do not combine components other than mixing during field application, as this may cause an exothermic reaction with the production of intense heat, smoke and irritating fumes.

Store in unopened containers. Shelf life in these conditions is 6 months from date of manufacture.

Physical Properties

PROPERTY	TYPICAL VALUE	TEST METHOD
Thickness	0.17 in.	ASTM D6525
Elongation at ultimate break	200%	ASTM E154
Tensile strength	300 psi	ASTM E154
Peel adhesion to concrete	5 pli	ASTM D903
Resistance to hydrostatic head	200 ft (60 m)	ASTM D5385 ¹
Puncture resistance	200 lbs (890 N)	ASTM E154
Impact resistance, membrane	No change in appearance	SAE J400 ²

Footnotes:

1. Hydrostatic head tests are performed by casting concrete against the geotextile side of the membrane with a lap and then injecting grout into the membrane space. The cured block is cracked and then placed in a chamber where water is introduced to the membrane surface (including the lap) up to 231 ft (70 m) head.
2. The tests are performed by projecting 3/8 in. gravel by means of 100 psi air blast onto the geotextile side of the membrane.

Supply of Components

Membrane Installation

PRODUCT NAME	DESCRIPTION	SUPPLY
PREPRUFE® SCS Membrane	A unique composite sheet membrane applied vertically to the soil retention system serving as a channel to contain the flow of the post-injected grout.	Rolls, 40 in. (1 m) x 100 ft, with a lap extension on both sides to provide continuous membrane between rolls
PREPRUFE® Detail Tape	A two-sided, highly aggressive adhesive tape for sealing side laps and other miscellaneous details.	Rolls, 2 in. x 50 ft, 18 rolls per box
PREPRUFE® SCS Geotextile Strip	A semi-permeable geotextile for covering cut edges and roll ends	Rolls, 12 in. x 1000 ft, 1 roll per box
PREPRUFE® CJ Tape (LT or HC)*	A reinforced pressure sensitive tape for sealing cut edges, roll ends, and terminations.	Rolls, 8 in. x 49 ft, 4 rolls per box
SWELLSEAL® WA	A caulk-applied hydro-swelling mastic for sealing around pipe penetrations, rebar, utility conduits, etc.	10.5 oz cartridges, 12 per box
PREPRUFE® 300R Plus membrane	A composite sheet membrane for transitions to other GCP waterproofing systems (top, bottom, sides).	Refer to GCP PREPRUFE® 300R Plus membrane data sheet

Injection Port Assembly Installation

PRODUCT NAME	DESCRIPTION	SUPPLY
PREPRUFE® SCS Injection Base	A specially designed component used to mechanically attach the injection tube to the membrane.	1000 bases per box
PREPRUFE® SCS Injection Tube	A durable, flexible tube used to deliver the grout to the membrane after shotcrete placement.	100 lf coils, 5 coils per box

Grout Injection

PRODUCT NAME	DESCRIPTION	SUPPLY
PREPRUFE® SCS Injection Packer	Button-head, backflow prevention packer used to connect the grout pump to the injection tube.	500 packers per box

PREPRUFE® SCS Hydrophilic Grout Part A	Grout part A for injection into PREPRUFE® SCS Membrane providing ultimate waterproofing protection.	5 gallon pails
PREPRUFE® SCS Hydrophilic Grout Part A Activator	Activator used for Part A to provide for temperature flexibility during installation.	28 fl oz cans
PREPRUFE® SCS Hydrophilic Grout Part B	Grout part B for injection into PREPRUFE® SCS Membrane providing ultimate waterproofing protection.	50 gallon drums or 5 gallon pails
PREPRUFE® SCS Hydrophilic Grout Part B Activator**	Activator used for Part B to provide for temperature flexibility during installation.	2 lb jars

Ancillary Products (if required)

PRODUCT NAME	DESCRIPTION	SUPPLY
PREPRUFE® Tieback Cover	A specially designed, two-part cover used to maintain waterproofing integrity at soil retention tieback heads.	Refer to GCP PREPRUFE® Tieback Cover data sheet
PREPRUFE® Tape (LT or HC)*	A reinforced pressure sensitive tape for sealing PREPRUFE® Tieback Cover.	Rolls, 4 in. x 49 ft, 4 rolls per box
HYDRODUCT® 220 Drainage Composite	A prefabricated geocomposite drain for use as a combined drainage and protection layer.	Refer to GCP HYDRODUCT® 220 data sheet

* LT denotes Low Temperature (between 25 °F (-4 °C) and 86 °F (+30 °C)); HC denotes Hot Climate (50 °F (>+10 °C))

** Part B Activator is shipped as hazmat: corrosive

gcpat.com | North America Customer Service: 1-866-333-3726

We hope the information here will be helpful. It is based on data and knowledge considered to be true and accurate, and is offered for consideration, investigation and verification by the user, but we do not warrant the results to be obtained. Please read all statements, recommendations, and suggestions in conjunction with our conditions of sale, which apply to all goods supplied by us. No statement, recommendation, or suggestion is intended for any use that would infringe any patent, copyright, or other third party right.

HYDRODUCT and PREPRUFE are trademarks, which may be registered in the United States and/or other countries, of GCP Applied Technologies Inc. This trademark list has been compiled using available published information as of the publication date and may not accurately reflect current trademark ownership or status.

© Copyright 2020 GCP Applied Technologies Inc. All rights reserved.

GCP Applied Technologies Inc., 2325 Lakeview Parkway, Suite 450, Alpharetta, GA 30009, USA

GCP Canada, Inc., 294 Clements Road, West, Ajax, Ontario, Canada L1S 3C6

This document is only current as of the last updated date stated below and is valid only for use in the United States. It is important that you always refer to the currently available information at the URL below to provide the most current product information at the time of use. Additional literature such as Contractor Manuals, Technical Bulletins, Detail Drawings and detailing recommendations and other relevant documents are also available on www.gcpat.com. Information found on other websites must not be relied upon, as they may not be up-to-date or applicable to the conditions in your location and we do not accept any responsibility for their content. If there are any conflicts or if you need more information, please contact GCP Customer Service.

Last Updated: 2022-12-07

gcpat.com/solutions/products/preprufe-comprehensive-waterproofing-system/preprufe-scs-data-sheet

PREPRUFE[®] Detail Tape Data Sheet

Two Sided Self-Adhesive Tape

Product Description

PREPRUFE[®] Detail Tape is a specially formulated, two-sided, highly aggressive tape. It is a 2 in (50 mm) wide x 50 ft (15 m) long self-adhesive tape with a release liner.

PREPRUFE[®] Detail Tape is provided in Low Temperature and Hot Climate Grades as follows:

- PREPRUFE[®] Detail Tape LT Grade — for temperatures between 25 °F (-4 °C) and 86 °F (+30 °C)
- PREPRUFE[®] Detail Tape HC Grade — for use in Hot Climates (minimum 50 °F (+10 °C))

Use

PREPRUFE[®] Detail Tape is ideally suited for the following uses:

- As a detailing accessory to the PREPRUFE[®] and PREPRUFE[®] SCS Systems
- Adhering HYDRODUCT[®] drainage composites and insulation boards to waterproofing membranes

Application

Surface Preparation

All surfaces must be clean, dry and free from dirt, grease, oil, dust or other contaminants.

PREPRUFE[®] and PREPRUFE[®] SCS Systems

PREPRUFE[®] Detail Tape must be rolled firmly into place prior to removing the release liner. Ensure the release liner is then removed prior to adhering the next piece of membrane to the PREPRUFE[®] Detail Tape, which then must be rolled into place as well over the PREPRUFE[®] Detail Tape. Refer to applicable system detail drawings at references.gcpat.com.

HYDRODUCT[®] drainage composites

Where HYDRODUCT[®] drainage composites are placed horizontally from rolls onto a wall, a continuous strip of PREPRUFE[®] Detail Tape near the top and another strip near the bottom is recommended. If the drainage composite is cut and applied vertically in 6 to 8 ft (1.8 to 2.4 m) lengths, a strip is recommended near the top, another near the middle and a third near the bottom.

On decks, a strip of tape is recommended at approximately 10 ft (3 m) intervals, or more frequently in the event of high wind. Unroll the tape and adhere to the waterproofing membrane. Leave the release sheet on the tape until just before applying the drainage composite. The tape and release liner may be cut with a utility knife. Peel the release liner and apply the drainage composite. Press the composite firmly to ensure good contact. For deck applications, the tape may be applied to the back of the drainage composite rather than to the waterproofing membrane, if it is more convenient.

Polystyrene protection board and insulation

On walls, apply a strip of tape near the top and bottom edge of the board or insulation. If the board is applied vertically in lengths of 8 ft (2.4m) or more, apply a third strip of tape in the middle of the board or insulation. Press panel firmly over the tape to ensure a good bond. PREPRUFE® Detail Tape may also be used to adhere polystyrene board or insulation in deck applications in the event of high winds.

Supply

PREPRUFE® DETAIL TAPE	
Roll size	2 in. x 50ft. (50 mm x 15m)
Packaging	16 rolls/carton

gcpat.com | North America Customer Service: 1-866-333-3726

We hope the information here will be helpful. It is based on data and knowledge considered to be true and accurate, and is offered for consideration, investigation and verification by the user, but we do not warrant the results to be obtained. Please read all statements, recommendations, and suggestions in conjunction with our conditions of sale, which apply to all goods supplied by us. No statement, recommendation, or suggestion is intended for any use that would infringe any patent, copyright, or other third party right.

HYDRODUCT and PREPRUFE are trademarks, which may be registered in the United States and/or other countries, of GCP Applied Technologies Inc. This trademark list has been compiled using available published information as of the publication date and may not accurately reflect current trademark ownership or status.

© Copyright 2018 GCP Applied Technologies Inc. All rights reserved.

GCP Applied Technologies Inc., 2325 Lakeview Parkway, Suite 450, Alpharetta, GA 30009, USA

GCP Canada, Inc., 294 Clements Road, West, Ajax, Ontario, Canada L1S 3C6

This document is only current as of the last updated date stated below and is valid only for use in the United States. It is important that you always refer to the currently available information at the URL below to provide the most current product information at the time of use. Additional literature such as Contractor Manuals, Technical Bulletins, Detail Drawings and detailing recommendations and other relevant documents are also available on www.gcpat.com. Information found on other websites must not be relied upon, as they may not be up-to-date or applicable to the conditions in your location and we do not accept any responsibility for their content. If there are any conflicts or if you need more information, please contact GCP Customer Service.

Last Updated: 2022-12-07

gcpat.com/solutions/products/preprufe-comprehensive-waterproofing-system/preprufe-detail-tape-data-sheet

PREPRUFE® Tape and PREPRUFE® CJ Tape Data Sheet

Product Description

PREPRUFE® Tape and PREPRUFE® CJ Tape are specially formulated two sided, reinforced pressure sensitive tapes. The bottom side of the tape has a highly aggressive pressure sensitive adhesive which is designed to adhere to penetrations, protrusions and GCP waterproofing membranes and accessories. The top side of the tape has a pressure sensitive adhesive, a weather resistant protective coating and a release liner. Concrete is cast directly against the protective white coating of the tape. The specially developed PREPRUFE® adhesive layers work together to form a continuous and integral seal to the structure.

PREPRUFE® Tape and PREPRUFE® CJ Tape are provided in Low Temperature and Hot Climate Grades as follows:

- PREPRUFE® Tape LT Grade and PREPRUFE® CJ Tape LT Grade - or temperatures between 25 °F (-4 °C) and 95 °F (+35 °C).
- PREPRUFE® Tape HC Grade and PREPRUFE® CJ Tape HC Grade - for use in Hot Climates (minimum 50 °F (10 °C)).

Use

PREPRUFE® Tape is a 4 in. (100 mm) wide tape used in detail areas including end laps, penetrations and various tie-ins. It is also used to patch damaged areas in the PREPRUFE® membranes.

PREPRUFE® CJ Tape is an 8 in. (200 mm) wide tape used at construction joints in the concrete that is cast against it or in critical areas where a wider tape is required.

Application

Wipe substrates to receive PREPRUFE® Tape and PREPRUFE® CJ Tape clean to remove any dirt, dust or moisture. Clean the surface of penetrations or protrusions with a wire brush to remove dirt, dust, rust and loose particles.

Unroll the tape and adhere the exposed pressure sensitive adhesive surface to the membrane or penetration. The protective coating surface of the tape should face toward the concrete to be cast onto the tape.

The use of rollers is required to maximize adhesion. Remove the release liner during application.

Ensure the plastic release liner is removed from all areas of PREPRUFE® Tape and PREPRUFE® CJ Tape. It is recommended that concrete be poured within 56 days (42 days in hot climates) of application of the PREPRUFE® system. Following proper ACI guidelines, concrete must be placed carefully and consolidated properly to avoid damage to the membrane. Never use a sharp object to consolidate the concrete. Provide temporary protection from concrete over splash for areas of the tape that are adjacent to a concrete pour.

DIMENSIONS (NOMINAL)	PREPRUFE® TAPE (HC OR LT)	PREPRUFE® CJ TAPE (HC OR LT)
Roll Size	4 in. x 49 ft. (100 mm x 15 m)	8 in. x 49 ft. (200 mm x 15 m)
Roll Weight	4.3 lbs (2 kg)	8.6 lbs (4 kg)

gcpat.com | North America Customer Service: 1-866-333-3726

We hope the information here will be helpful. It is based on data and knowledge considered to be true and accurate, and is offered for consideration, investigation and verification by the user, but we do not warrant the results to be obtained. Please read all statements, recommendations, and suggestions in conjunction with our conditions of sale, which apply to all goods supplied by us. No statement, recommendation, or suggestion is intended for any use that would infringe any patent, copyright, or other third party right.

PREPRUFE and HYDRODUCT are trademarks, which may be registered in the United States and/or other countries, of GCP Applied Technologies Inc. This trademark list has been compiled using available published information as of the publication date and may not accurately reflect current trademark ownership or status.

© Copyright 2018 GCP Applied Technologies Inc. All rights reserved.

GCP Applied Technologies Inc., 2325 Lakeview Parkway, Suite 450, Alpharetta, GA 30009, USA

GCP Canada, Inc., 294 Clements Road, West, Ajax, Ontario, Canada L1S 3C6

This document is only current as of the last updated date stated below and is valid only for use in the United States. It is important that you always refer to the currently available information at the URL below to provide the most current product information at the time of use. Additional literature such as Contractor Manuals, Technical Bulletins, Detail Drawings and detailing recommendations and other relevant documents are also available on www.gcpat.com. Information found on other websites must not be relied upon, as they may not be up-to-date or applicable to the conditions in your location and we do not accept any responsibility for their content. If there are any conflicts or if you need more information, please contact GCP Customer Service.

Last Updated: 2022-12-06

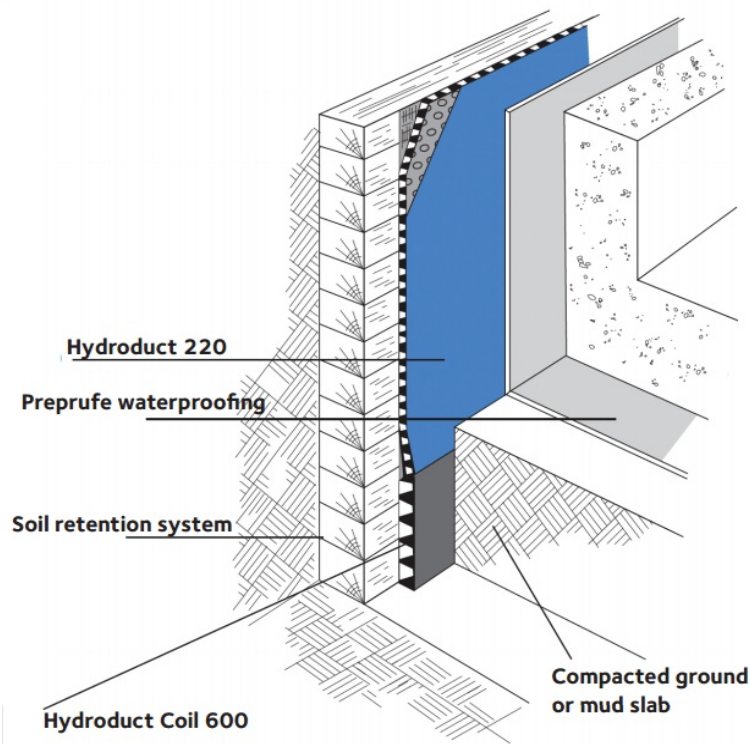
[gcpat.com/solutions/products/preprufe-comprehensive-waterproofing-system/preprufe-tape-and-preprufe-cj-tape](https://www.gcpat.com/solutions/products/preprufe-comprehensive-waterproofing-system/preprufe-tape-and-preprufe-cj-tape)

HYDRODUCT® 220 Data Sheet

Drainage composite for use as a combined drainage and protection layer with GCP waterproofing membranes

Product Description

HYDRODUCT® 220 is a strong, preformed 0.44 in. (11 mm) thick geocomposite drainage sheet system, comprising a hollow studded polypropylene core, covered on one side with a nonwoven, needle punched polypropylene filter fabric and on the other side with a smooth polymeric film.



Uses

HYDRODUCT® 220 is designed primarily for use with waterproofing materials in vertical installations.

HYDRODUCT® 220 has been specially developed to provide a simple and highly practical collector and deflector of unwanted ground water on foundation walls, retaining walls, tunnels and planters. It can be used with PREPRUFE®, PROCOR®, or BITUTHENE® waterproof membranes. When installed it protects the membrane from damage and minimizes the build-up of percolated surface water against the structure. The construction of the studded sheet also creates an air void to isolate the structure from the effects of the surrounding ground.

HYDRODUCT® 220 has been designed to withstand ground pressures and the compaction forces of wet concrete to maintain a high water flow capacity. The drainage sheet must be connected into the site drainage system to minimize hydrostatic build-up and collect infiltrated water using HYDRODUCT® Coil 600 or traditional perforated pipes wrapped and linked with the geotextile filter fabric to prevent clogging.

Product Advantages

- Enhances waterproofing—eliminates hydrostatic pressure build-up
- Efficient water collector/deflector—can be used as a sandwich drainage layer between lagging and the reinforced concrete structure
- Smooth polymeric sheet—compatible with PREPRUFE[®], PROCOR[®], or BITUTHENE[®] membranes
- Convenient drainage and protection layer—serves as robust membrane protection and drainage
- Geotextile fabric filter—allows ground water to pass into the drain core while restricting the movement of soil particles
- High flow capacity
- Rot proof—unaffected by permanent immersion in water, bacteria, dilute acids and alkalis
- Economical—eliminates imported aggregate drainage layers
- Studded core—allows water to flow to designated drainage collection points

Application Procedures

Safety, Storage and Handling Information

All construction products must be handled properly. Safety Data Sheets (SDS) are available and users should acquaint themselves with this information. Carefully read detailed precaution statements on product labels and the SDS before use.

Installation

Position HYDRODUCT[®] so that the geotextile fabric filter is facing toward the groundwater, soil or overburden. The solid polymeric film provides extra protection for waterproofing such as PROCOR[®] or BITUTHENE[®] and should not be removed. In vertical applications, HYDRODUCT[®] 220 Drainage Composites can be applied to the substrate vertically but should extend from the perimeter discharge pipe to a point approximately 6 in. (150 mm) below the anticipated grade line.

When adhering HYDRODUCT[®] 220 directly to BITUTHENE[®] waterproofing membranes, PREPRUFE[®] Detail Tape should be used. When using PREPRUFE[®] Detail Tape, press firmly to ensure good adhesion.

Substrate and job site conditions will determine the attachment pattern. Additional consideration should be given in high wind exposures. Abut adjacent rolls with excess fabric overlapping in shingle fashion.

For inside and outside corners, abut adjoining drainage composite at the corner. Cover open core with extra geotextile filter fabric. The exposed core along the top terminations should be covered with a strip of geotextile to prevent intrusion of soil into core. At the bottom termination extend the HYDRODUCT[®] 220 Drainage Composite out from the structure so that it passes behind and under the perimeter discharge pipe. Additional geotextile should be wrapped over the pipe to prevent soil intrusion.

To secure HYDRODUCT[®] 220 around protrusions, apply PREPRUFE[®] Detail Tape around the protrusion in a picture frame configuration. Cut HYDRODUCT[®] 220 to fit snugly around the protrusion. Press the cut edge firmly into PREPRUFE[®] Detail Tape.

HYDRODUCT® 220 should be covered promptly. Do not leave HYDRODUCT® 220 exposed to sunlight for more than two weeks.

Motor vehicles, construction equipment or other trades should not be allowed directly on the HYDRODUCT® 220.

Supply

HYDRODUCT®

Roll size	4 ft x 50 ft (1.2 m x 15.2 m) 200 ft ² (18.6 m ²)
Packaging	6 rolls/pallet
Weight	39 lbs (17.7 kg)/roll
Complimentary Materials	
PREPRUFE® Detail Tape	2 in. x 50 ft (50 mm x 15 m) rolls

Physical Properties

PROPERTY	TYPICAL VALUE	TEST METHOD
Drainage Core		
Thickness	0.40 in. (10 mm) nominal	ASTM D1777
Compressive strength	15,000 lbs/ft ² (718 kPa)	ASTM D6364
Flow rate (gradient 1.0.)	18 gal/min./ft (224 L/min./m)	ASTM D4716
Geotextile		
	Typical Value	Test Method
Tensile strength	100 lbs (445 N)	ASTM D4632
Apparent opening size	70 U.S. sieve (0.21 mm)	ASTM D4751
Flow rate	165 gal/min./ft ² (6724 L/min./m ²)	ASTM D4491
CBR puncture	275 lbs (1.23 kN)	ASTM D6241

gcpat.com | North America Customer Service: +1 (877) 423 6491

We hope the information here will be helpful. It is based on data and knowledge considered to be true and accurate, and is offered for consideration, investigation and verification by the user, but we do not warrant the results to be obtained. Please read all statements, recommendations, and suggestions in conjunction with our conditions of sale, which apply to all goods supplied by us. No statement, recommendation, or suggestion is intended for any use that would infringe any patent, copyright, or other third party right.

HYDRODUCT, PREPRUFE, PROCOR, and BITUTHENE are trademarks, which may be registered in the United States and/or other countries, of GCP Applied Technologies, Inc. This trademark list has been compiled using available published information as of the publication date and may not accurately reflect current trademark ownership or status.

© Copyright 2021 GCP Applied Technologies, Inc. All rights reserved.

GCP Applied Technologies Inc., 2325 Lakeview Parkway, Suite 450, Alpharetta, GA 30009, USA

GCP Canada, Inc., 294 Clements Road, West, Ajax, Ontario, Canada L1S 3C6

This document is only current as of the last updated date stated below and is valid only for use in the United States. It is important that you always refer to the currently available information at the URL below to provide the most current product information at the time of use. Additional literature such as Contractor Manuals, Technical Bulletins, Detail Drawings and detailing recommendations and other relevant documents are also available on www.gcpat.com. Information found on other websites must not be relied upon, as they may not be up-to-date or applicable to the conditions in your location and we do not accept any responsibility for their content. If there are any conflicts or if you need more information, please contact GCP Customer Service.

Last Updated: 2023-02-28

gcpat.com/solutions/products/hydroduct-drainage-composite/hydroduct-220

INJECTO[®] Data Sheet

Groutable Hose Waterstop System

Product Description

INJECTO[®] is an injectable waterstop system that provides a conduit for the placement of GCP Applied Technologies chemical grouts. The ½" (12mm) permeable tube is installed before the concrete pour, but not injected until after the shrinkage associated with the curing concrete process is complete (typically a minimum 28-day cure). This allows the cracks to open fully before permanently sealing the interfaces and voids within construction joints, pipe penetrations, slurry walls and slab connections with chemical grout.



Figure 1. INJECTO[®] Kit

Product Advantages

- Fast, simple installation
- No special tools required
- Low pressure injection
- Permanent seal after injection
- Injectable any time after concrete cure

Applications

- Sealing cold and construction joints
- Sealing pipe penetrations and details
- Sealing joints between slurry walls and slabs

INJECTO[®] Tubes should only be used with GCP DE NEEF[®] INJECTO[®] PURE and DE NEEF[®] Flex Cat PURE chemical grouts. Please see different product data sheet and contact your local sales representative or technical services consultant for more details.

Packaging & Handling

INJECTO[®] is supplied in 100 ft. kits to allow the system to be cut to length on site. The maximum recommended cut length of INJECTO[®] Tube to be installed between packers is 25 ft. (see Figure 1).

Yellow INJECTO [®] Tube:	100 ft. (30 m)
Clear PVC Packer Tubing :	18 ft. (5.5 m)
Blue trumpets:	12 pieces
Anchoring clips:	100 pieces

1 Pallet = 40 x 100 ft. kits = 4000 ft. (1219 ft)

Unlimited shelf life when stored in a dry place.

Properties

TYPICAL PROPERTIES	
Outside Diameter	1/2 in. (12.5 mm)
Inside Diameter	5/16 in. (8 mm)
Length	Maximum 25 ft (7.6 m)
Weight	4.5 lbs (2 kg) per 25 ft (2 kg per 7.6 m)
Operating temperature	Up to 158°F (70°C)
Tensile strength steel wire	Approx. 261,000 psi (1800 N/mm ²)
Diameter filter pores	35 microns

Installation Guidelines

A high strength spiral wire coil (1) prevents collapse during concrete placement, while the non-woven filter membrane (2) prevents the tube from being clogged with concrete particles. A bright yellow reinforced mesh sleeve (3) protects the tube and allows for easy inspection before the pour. Wherever old to new concrete surfaces join, the INJECTO[®] system can be easily installed (see Figure 2).




Figure 2. INJECTO® Tube Construction

The yellow INJECTO® Tube is installed onto the hardened concrete during formwork installation. In the case of rough surfaces, any gap between INJECTO® Tube and the surface should be filled with SWELLSEAL® WA or PREPRUFE® Hydrophilic Sealant.

The yellow INJECTO® Tube is cut to the required length on the job site (recommended length 25 ft. or less). The cut ends are smoothed with a twist; then the blue trumpets are installed over the yellow INJECTO® Tube and screwed down to the stop mark inside the trumpet (Figure 3).

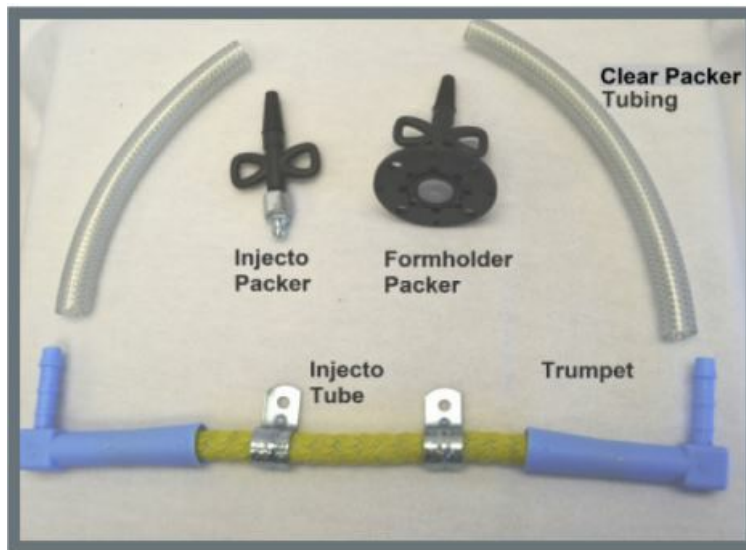


Figure 3. INJECTO® Tube shown with blue trumpets. INJECTO® Packer and Formholder Packer are not included in standard INJECTO® Tube “kit”

The yellow INJECTO® Tube is attached to the concrete with anchoring clips between the inner and outer reinforcing bars. Attach the anchoring clips to the concrete every 12 inches with concrete anchors or nails applied with a powder actuated system (see Figures 4, 5, 6 & 7).



Figure 4. Anchoring clips on INJECTO®

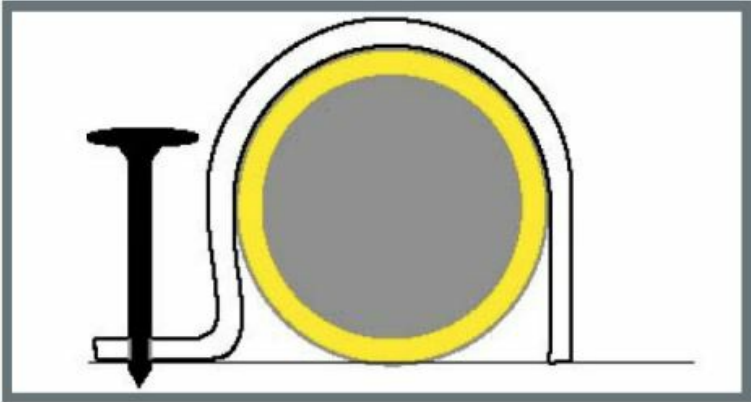


Figure 5. Nailing anchor clips

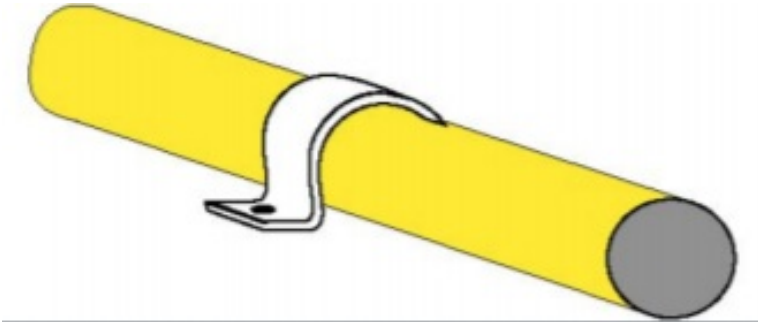


Figure 6. Placement of anchor clips

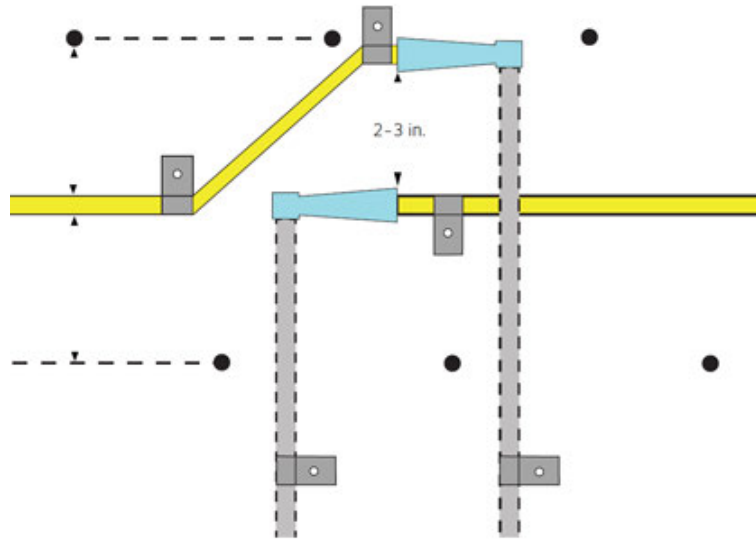


Figure 7. End and beginning of INJECTO® Tube lengths

The blue trumpets provide a connection between the yellow INJECTO® Tube and the clear packer tubing. Trumpets on adjacent runs should be installed with the wide ends of the trumpets (where the yellow INJECTO® Tube is attached) in line with each other and the two trumpets separated by 2-3 inches (see Figure 7). This will help avoid cross contamination of the yellow INJECTO® Tubes during the grouting operation.

Always terminate the yellow INJECTO® Tube into a trumpet and allow for a minimum of 2-1/2" of concrete cover. **Do not run the yellow INJECTO® Tube outside the formwork or outside of the concrete pour.**

Attach the clear packer tubing over the barbed end of the trumpets. Then cut the appropriate length of packer tubing as required to reach a formholder packer or to extend outside the formwork. The clear packer tubing should be secured to the rebar with tie wire to prevent movement during the pour.

The formholder packers can be either nailed to wooden formwork or attached to the rebar with steel tie wire if metal forms are used. If formholder packers are used, attach the clear packer tubing directly to them. If the clear packer tubing is being run outside the formwork, protect the open ends with a plastic cap or tape and take measures to protect them from damage during formwork, installation and stripping.

The INJECTO® System is ideal for unique and problem details such as pipe penetrations and attachment to conventional PVC waterstops that may encounter very high head pressures (see Figures 8 and 9).

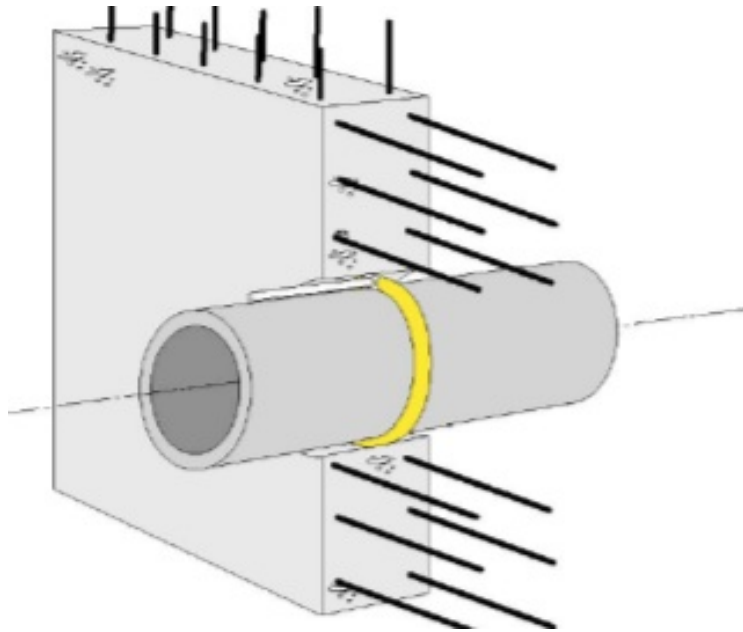


Figure 8. Pipe Sealing

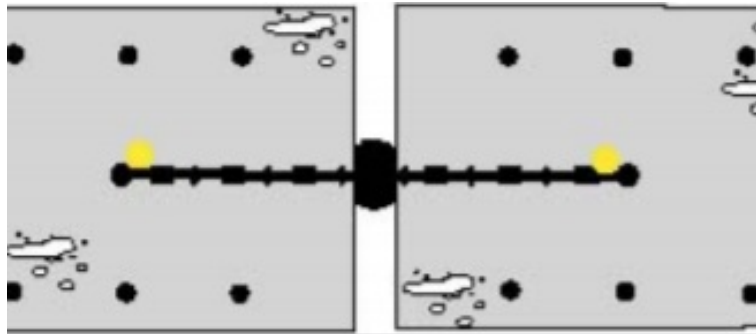


Figure 9. PVC Waterstop

CAUTIONS

- 1.** The yellow INJECTO[®] Tube must be installed in direct contact with the joint over its full length, to allow proper and complete distribution of the injection resin. If the concrete is not smooth enough to allow full contact, use SWELLSEAL[®] WA to create a smooth surface. Press the INJECTO[®] Tube into the SWELLSEAL[®] WA.
- 2.** Do not cross the yellow INJECTO[®] Tubes. Yellow should never touch yellow or cross contamination could occur during the grouting operation.
- 3.** Ends and beginnings of yellow INJECTO[®] Tube lengths should have trumpets spaced 2-3 inches apart (see Figures 4 and 8). This is to prevent cross-contamination during the resin injection process.
- 4.** Concrete coverage must be a minimum of 2 ½" on all sides. After concrete has cured for the recommended 28 days, any water infiltrating into the joint will be collected by the system and appear through the clear packer tubing. The tubing should either protrude out of the concrete at easily accessible places or be connected to a formholder packer.

The INJECTO[®] system is designed to provide a delivery system for GCP waterproofing resins, which are injected into the structure in accordance with the instructions found in the selected injection resins technical data sheets. Consult with GCP Technical Services for assistance in selecting the appropriate chemical grout for each condition.

Health and Safety

Read and understand the product label and Safety Data Sheet for each system component before use. All users should acquaint themselves with this information prior to working with the material. Carefully read detailed precaution statements on the product labels and SDS before use. SDS's can be obtained from our web site at gcpat.com or by contacting GCP toll free at 1-866-333-3SBM (3726).

Limitations

The INJECTO® waterstop system must be installed by an Approved GCP Applicator. In accordance with the INJECTO® Manual, Concrete cover must be a minimum of 2 ½" on all sides.

gcpat.com | North America customer service: 1-866-333-3726

We hope the information here will be helpful. It is based on data and knowledge considered to be true and accurate, and is offered for consideration, investigation and verification by the user, but we do not warrant the results to be obtained. Please read all statements, recommendations, and suggestions in conjunction with our conditions of sale, which apply to all goods supplied by us. No statement, recommendation, or suggestion is intended for any use that would infringe any patent, copyright, or other third party right.

INJECTO, SWELLSEAL and PREPRUFE are trademarks, which may be registered in the United States and/or other countries, of GCP Applied Technologies Inc. This trademark list has been compiled using available published information as of the publication date and may not accurately reflect current trademark ownership or status.

© Copyright 2018 GCP Applied Technologies Inc. All rights reserved.

GCP0083 WS-001-0617 INJECTO

GCP Applied Technologies Inc., 2325 Lakeview Parkway, Suite 450, Alpharetta, GA 30009, USA
GCP Canada, Inc., 294 Clements Road, West, Ajax, Ontario, Canada L1S 3C6

This document is only current as of the last updated date stated below and is valid only for use in the United States. It is important that you always refer to the currently available information at the URL below to provide the most current product information at the time of use. Additional literature such as Contractor Manuals, Technical Bulletins, Detail Drawings and detailing recommendations and other relevant documents are also available on www.gcpat.com. Information found on other websites must not be relied upon, as they may not be up-to-date or applicable to the conditions in your location and we do not accept any responsibility for their content. If there are any conflicts or if you need more information, please contact GCP Customer Service.

Last Updated: 2022-10-24

gcpat.com/solutions/products/waterstops/injecto-data-sheet

PREPRUFE® 300R/160R Plus & PREPRUFE® 300R/160R Plus LT Data Sheet

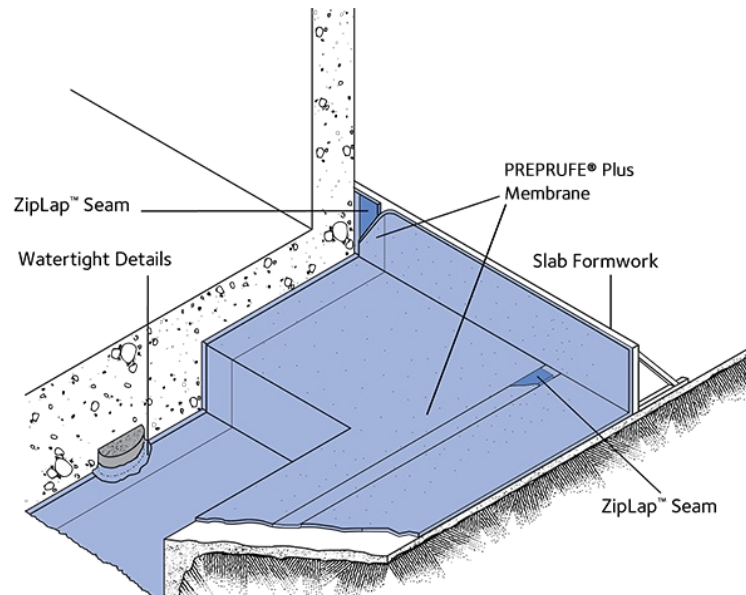
Pre-applied waterproofing membranes that bond integrally to poured concrete for use below slabs or behind basement walls on confined sites.

[View Sustainability Certifications: 300R Plus, 160R Plus, 300R Plus LT, 160R Plus LT](#)

Product Description

GCP PREPRUFE® 300R/160R Plus pre applied waterproofing membranes are unique composite sheets comprised of a thick HDPE film, pressure sensitive adhesive, and weather resistant protective coating. Designed with Advanced Bond Technology™ and dual adhesive ZipLap™ seams, PREPRUFE® 300R/160R Plus form a unique, integral bond to poured concrete. This integral bond is specifically designed to provide a robust barrier to water, moisture and gas and prevents both the ingress and lateral migration of water.

PREPRUFE® 300R/160R Plus are release liner free and designed for efficient, reliable installation. PREPRUFE® Plus ZipLap™ seams allow for an adhesive to adhesive bond at membrane sheet overlaps and deliver superior performance in harsh conditions without the need for specialized equipment, heat or power.



Drawings are for illustration purposes only.
Please refer to gcpat.com for specific application details.

Advantages

- The unique continuous adhesive bond to concrete poured against it prevents water migration and makes it unaffected by ground settlement beneath slabs.
- Designed with fully adhered adhesive to adhesive watertight ZipLap™ seams and easy to execute detailing. Provides a barrier to water, moisture and gas physically isolating the structure from the surrounding substrate. Easy roll/kick out installation reduces installation time and cost.
- Release liner free, expedites installation and reduces construction site waste.
- Simple and quick to install requiring no priming or fillets.
- Can be applied to permanent formwork - allows maximum use of confined sites
- Self-protecting - can be trafficked immediately after application and ready for immediate placing of reinforcement
Membrane is unaffected by wet jobsite conditions - cannot activate prematurely
- Inherently waterproof as supplied. Passive non-reactive waterproofing system does not require water activation
Waterproofing is not reliant on confining pressures or hydration
- PREPRUFE® 300R/160R Plus unaffected by freeze/thaw, wet/dry cycling
- Chemical resistance – designed to help protect structure from salt or sulphate attack effective in most types of soils and waters,
- Gas resistance – PREPRUFE® 300R/160R Plus will restrict the ingress of Methane, Radon, Benzene, Toluene, Gasoline & other VOCs Trichloroethylene & Tetrachloroethylene (TCE/PCE) into buildings from landfill and naturally occurring sources and satisfy the performance criteria for a gas-resistant membrane.

System Components:

Membrane

- PREPRUFE® 300R Plus/300R Plus LT— heavy-duty 46mil grade membrane designed for horizontal and vertical use. Designed for use below slabs and on rafts (i.e. mud slabs) and for vertical blind side applications. Designed to accept the placing of heavy reinforcement using conventional concrete spacers.
- PREPRUFE® 160R Plus/160R Plus LT — 32mil grade membrane designed for vertical use in blindside, zero property line applications against soil retention systems.

Ancillary Components (refer to the most current Data Sheets for all system components available on gcpat.com)

- PREPRUFE® Tape – 4 in. wide tape for covering cut edges, roll ends, penetrations and detailing
- PREPRUFE® CJ Tape – 8 in. wide tape for detailing, and may be used at construction joints for optional additional protection
- BITUTHENE® Liquid Membrane - for sealing around penetrations, etc.
- ADCOR® - hydrophilic waterstop for joints in concrete walls and floors
- PREPRUFE® Tieback Covers - preformed cover for soil retention wall tieback heads
- DE NEEF® INJECTO® Tube groutable Waterstop for non-moving concrete construction joints and penetrations

Limitations of Use

- Approved uses only include those uses specifically detailed in this Product Data Sheet and other current Product Data Sheets that can be found at gcpat.com
- PREPRUFE® 300R/160R Plus Membranes are not intended for any other use. Contact GCP Technical Services where any other use is anticipated or intended.
- PREPRUFE® 300R/160R Plus Membranes are designed for in-service temperatures below 120°F(49°C).
- PREPRUFE® 160R Plus/160R Plus LT membrane should not be used in horizontal applications.
- PREPRUFE® 300R/160R Plus Membranes should not be used with conventional two-sided formwork. (See PREPRUFE® Technical Letter # 13 Forming Systems For Use with PREPRUFE® Membranes)

Special Note: When this information is printed from the gcpat.com global website, a footer appearing on this document will restrict its applicability to the United States. Note that the information and references in this document are hereby expanded and apply to North, Central and South America.

Safety and Handling

Users must read and understand the product label and Safety Data Sheets (SDS's) for each system component before use. All users should acquaint themselves with this information prior to working with the material. Carefully read detailed precaution statements on the product labels and SDS's before use. The most current SDS's can be obtained from the GCP web site at gcpat.com.

Storage

- Observe 1 year shelf life and use on a first in first out basis
- Store in dry conditions between 40°F (4.5°C)–90°F (32°C)
- Store off ground under tarps or otherwise protected from rain and ground moisture
- See PREPRUFE® Technical Letter #30 Shelf Life/Storage and Handling of GCP Waterproofing

Installation

Technical Support, Details and Technical Letters

The most up to date detail drawings and technical letters are available at gcpat.com. For complete application instructions, please refer to the current Literature on (www.gcpat.com). Documents in hardcopy as well as information found on websites other than www.gcpat.com may be out of date or in error. Before using this product it is important that information be confirmed by accessing www.gcpat.com and reviewing the most recent product information, including without limitation Product Data Sheets, Technical Bulletins, Detail Drawings and detailing recommendations. Please review all materials prior to installation of PREPRUFE® 300R/160R Plus.

Support is also available by full-time technically trained GCP field sales representatives and technical service personnel, backed by a central research and development technical services staff. For technical assistance with detailing and problem solving please contact your local representative. A GCP Representative locator is available at www.gcpat.com.

Temperature Requirements

- PREPRUFE® 160R Plus LT and PREPRUFE® 300R Plus LT membrane can be applied between temperature 25°F to 95°F. PREPRUFE® 300R Plus & PREPRUFE® 160R Plus membranes can be used for application above 65°F.
- PREPRUFE® Tape LT and PREPRUFE® CJ Tape LT can be applied between temperature 25°F to 95°F. PREPRUFE® Tape HC and PREPRUFE® CJ Tape HC can be used for application above 50°F.

Substrate Preparation

All surfaces –It is essential to create a sound and solid substrate to eliminate movement during the concrete pour. Substrates must be regular and smooth with no gaps or voids greater than 0.5 in. (12 mm). Grout around all penetrations such as utility conduits, etc. for stability.

Horizontal – The substrate must be free of loose aggregate and sharp protrusions. Avoid curved or rounded substrates. When installing over earth or crushed stone, ensure substrate is well compacted to avoid displacement of substrate due to traffic or concrete pour. The surface does not need to be dry, but standing water must be removed.

Vertical – Use concrete, plywood, insulation or other approved facing over sheet piling to provide support to the membrane. Board systems such as timber lagging must be close butted to provide support and not more than 0.5 in. (12 mm) out of alignment. HYDRODUCT® 220 drainage sheet can be used to bridge voids, gaps and out of alignment up to 2 in. (50mm) prior to PREPRUFE® 300R/160R Plus installation.

Membrane Application

PREPRUFE® 300R/160R Plus has a colored zip strips at the top and bottom of the seam area on the edge of the roll. Both zip strips cover an aggressive adhesive. Once the green zip strip on the top of the membrane and the blue zip strip on the bottom of the membrane are removed, a strong adhesive to adhesive bond is achieved in the overlap area. This PREPRUFE® ZipLap™ provides an enhanced sealing of the overlaps in harsh conditions combined with a fast and easy way of execution without specialized equipment, heat or power.

Horizontal substrates – (PREPRUFE® 300R Plus/ PREPRUFE® 300R Plus LT membrane only) – PREPRUFE® 300R Plus & PREPRUFE® 300R Plus LT membrane can be applied in horizontal applications to smooth prepared concrete, carton forms or well rolled and compacted earth or crushed stone substrate. Kick out or roll out the membrane HDPE film side to the substrate with the green zip strip facing towards the concrete pour. End laps should be staggered to avoid a build-up of layers. Leave green and blue zip strips on the membrane until overlap procedure is completed. When completed remove release liner. When installing over carton forms, contact your local GCP representative.

Accurately position succeeding sheets to overlap the previous sheet 3 in. (75 mm) along the marked selvedge with the blue zip strip on top of the green zip strip. Ensure the underside of the succeeding sheet is clean, dry and free from contamination before attempting to overlap. Peel back and remove both the green and blue zip strips in the overlap area to achieve an adhesive to adhesive bond at the overlap.

Ensure a continuous bond is achieved without creases and roll firmly with a heavy roller.

- PREPRUFE® 300R Plus/300R Plus LT membrane can be returned up the inside face of slab formwork. To attain a fully bonded system and to allow a tie in with BITUTHENE® self-adhered membrane or PROCOR® fluid-applied membrane to all vertical structural surfaces after removal of formwork. Ensure to cut the length of the membrane (terminate) to height of formwork less 2 inches.
- Rebar Chairs: See PREPRUFE® Technical Letter #15 Rebar Chairs on PREPRUFE® Membranes.
- PREPRUFE® 160R Plus & 160R Plus LT membrane may not be used in horizontal applications.

Vertical substrates – PREPRUFE® 300R/160R Plus membranes can be applied vertically to permanent formwork or adjoining structures. Mechanically fasten the membrane vertically using fasteners appropriate for the substrate with the green zip strip facing towards the concrete pour. The membrane may be installed in any convenient length. Fastening can be made through the selvedge within 0.5 in. (50 mm) from the leading edge of the membrane using a small low profile head fastener so that the membrane lays flat and allows firmly rolled overlaps. Accurately position each succeeding sheet to overlap the previous sheet 3 in. (75 mm) along the marked selvedge with the blue zip strip on top of the green zip strip.

Ensure the underside of the succeeding sheet is clean, dry and free from contamination before attempting to overlap. Peel back and remove both the green and blue zip strips in the overlap area to achieve an adhesive to adhesive bond at the overlap. Roll firmly to ensure a watertight seal.

Note that PREPRUFE® 300R/160R Plus membranes should not be used with conventional two-sided formwork. (See PREPRUFE® Technical Letter # 13 Forming Systems For Use with PREPRUFE® Membranes)

Roll ends and cut edges – Overlap all roll ends and cut edges by a minimum 3 in. (75 mm) and ensure the area is clean and free from contamination, wiping with a damp cloth if necessary. Allow surface to dry and apply PREPRUFE® Tape centered over the lap edges and roll firmly. Immediately remove tinted plastic release liner from the tape.

Membrane Repair

Inspect the membrane before installation of reinforcement steel, formwork and final placement of concrete. The membrane can be easily cleaned by power washing if required. Repair damage by wiping the area with a damp cloth to ensure the area is clean and free from dust, and other contaminants and allow the membrane to dry. Repair small punctures and slices 0.5 in. (12 mm) or less by applying PREPRUFE® Tape centered over the damaged area. Repair punctures and holes larger than 0.5 in. (12mm) by applying a patch of PREPRUFE® Membrane. Extend the patch 6 in. (150 mm) beyond the damaged area. Seal all edges of the patch with PREPRUFE® Tape. Where exposed selvedge has lost adhesion or laps have not been sealed, ensure the area is clean and dry and cover with fresh PREPRUFE® Tape. Any areas of damaged adhesive should be covered with PREPRUFE® Tape. All PREPRUFE® Tape must be rolled firmly and the tinted release liner removed.

Slices or relief cuts can be butted or overlapped and repaired by applying PREPRUFE® Tape centered over the edge of the overlap or center of the butt joint. Where it is not possible to create a butt joint or overlap, repair with fresh membrane and PREPRUFE® Tape as detailed above.

Pouring of Concrete

Ensure the plastic release liner is removed from all PREPRUFE® Tapes.

Under most climatic conditions concrete should be poured within 56 days of membrane installation. Where ambient temperatures will exceed 100°F (38°C) for more than a total of 7 days, concrete should be placed within 42 days of installation of the membrane. Concrete must be placed and compacted carefully to avoid damage to the membrane. Never use a sharp object to consolidate the concrete.

Removal of Formwork

A minimum concrete compressive strength of 3000 psi (20 N/mm²) is required prior to stripping formwork supporting PREPRUFE® 300R/160R Plus Membranes. Premature stripping may result in displacement of the membrane and/or spalling of the concrete. (see PREPRUFE® Technical Letter #17 Removal of Formwork Placed against PREPRUFE® 300R/160R Plus Membranes).

After removal of the formwork and prior to backfilling, all exposed PREPRUFE® 300R/160R Plus Membrane must be protected from damage with an approved protective course.

Supply

Dimensions (Nominal)	PREPRUFE® 300R Plus PREPRUFE® 300R Plus LT	PREPRUFE® 160R Plus PREPRUFE® 160R Plus LT
Roll size Note#1	3 ft. 10 in. X 102 ft. (392 ft ²) 1.17m x 31.15m (36.4 m ²)	3 ft. 10 in. X 120 ft. (460 ft ²) 1.17m x 36.6m (42.8 m ²)
Roll weight	108 lbs (49 kg)	92 lbs (42 kg)
Minimum side/end laps	3 in. (75 mm)	3 in. (75 mm)
Note: when calculating coverage account for the Minimum side/end laps		
Note#1 Individual roll length may vary +/- 1%		

Physical Properties

Property	PREPRUFE® 300R Plus & PREPRUFE® 300R Plus LT	PREPRUFE® 160R Plus & PREPRUFE® 160R Plus LT	Test Method
Color	white	white	
Thickness	0.046 in. (1.2 mm)	0.032 in. (0.8 mm)	ASTM D3767
Lateral Water Migration Resistance	Pass at 231 ft (71 m) of hydrostatic head pressure	Pass at 231 ft (71 m) of hydrostatic head pressure	ASTM D5385 ¹
Long Term Lateral Water Migration Resistance, After 3 Years Water Immersion	Pass at 231 ft (71 m) of hydrostatic head pressure	Pass at 231 ft (71 m) of hydrostatic head pressure	ASTM D5385 ¹
Resistance to hydrostatic head	231 ft (71 m)	231 ft (71 m)	ASTM D5385 ²
Resistance to hydrostatic head, Functional details	231 ft (71 m)	231 ft (71 m)	ASTM D5385 ³
Tensile strength, film	4000 psi (27.6 Mpa)	4000 psi (27.6 Mpa)	ASTM D412

Tensile strength after soil burial, film	Retain >90%	Retain >90%	ASTM D412/ASTM D4068
Elongation	500%	500%	ASTM D412
Elongation after soil burial	Retain >90%	Retain >90%	ASTM D412/ASTM D4068
Low temperature flexibility	Unaffected at -20°F (-29°C)	Unaffected at -20°F (-29°C)	ASTM D1970
Crack cycling at -9.4°F (-23°C), 1/8" Movement	Unaffected, Pass	Unaffected, Pass	ASTM C1305/ASTM C836
Puncture resistance	225lbs (1000N)	100 lbs (445 N)	ASTM E154
Environmental stress resistance	Pass	Pass	ASTM D1693
Peel adhesion to concrete	10 lbs/in. (1750N/m)	10 lbs/in. (1750N/m)	ASTM D 903
Peel adhesion to concrete, After 3 years of water immersion	10 lbs/in. (1750N/m)	10 lbs/in. (1750N/m)	ASTM D 903 (After 3 years of water immersion)
Peel adhesion to concrete, After immersed in underground contaminants	Retain >80%	Retain >80%	ASTM D 543/ASTM D 903 ⁴
Lap peel adhesion	10 lbs/in. (1750N/m)	10 lbs/in. (1750N/m)	ASTM D1876 ⁵
Lap peel adhesion, After immersed in underground contaminants	Retain >80%	Retain >80%	ASTM D 543/ASTM D 1876 ⁶
Shear strength of joint	>100 lb	>60 lb	ASTM D882
VOC permeance	Not Detectable (Membrane, Seam)	Not Detectable (Membrane, Seam)	ASTM F 739 (Open loop)
Methane permeance ⁷	<40 ml/day.m ² .atm	74.5 ml/day.m ² .atm	ASTM D 1434
Methane permeance (before and after soil burial)	<40 ml/day.m ² .atm		ASTM D 4068/ASTM D 1434
Radon diffusion coefficient (membrane and seam), m ² /s	3.7 X 10 ⁻¹² Membrane, Seam	5.3 X 10 ⁻¹² Membrane, Seam	Method C of ISO/TS11665-1
Permeance to water vapor transmission	<0.01 perms (0.6 ng/(Pa x s x m ²))	<0.01 perms (0.6 ng/(Pa x s x m ²))	ASTM E96, method B

Footnotes:

1. Lateral water migration resistance is tested by casting concrete against membrane with a hole and subjecting the membrane to hydrostatic head pressure with water. The test measures the resistance of lateral water migration between the concrete and the membrane.
2. Hydrostatic head tests of PREPRUFE[®] Membranes are performed by casting concrete against the membrane with a lap.
3. Test is performed by casting concrete against the membrane with detail prepared per GCP standard details.
4. Sample immersed under TCE, PCE, BETX and acid & alkaline solution
5. The test is conducted 15 minutes after the lap is formed.
6. Sample immersed under TCE, PCE, BETX and acid & alkaline solution
7. PREPRUFE[®] 300R Plus/LT meets LARR requirement

gcpat.com | North America Customer Service: 1 877-4AD-MIX1 (1 877-423-6491)

We hope the information here will be helpful. It is based on data and knowledge considered to be true and accurate, and is offered for consideration, investigation and verification by the user, but we do not warrant the results to be obtained. Please read all statements, recommendations, and suggestions in conjunction with our conditions of sale, which apply to all goods supplied by us. No statement, recommendation, or suggestion is intended for any use that would infringe any patent, copyright, or other third party right.

ADCOR, BITUTHENE, HYDRODUCT, PREPRUFE, and PROCOR are trademarks, which may be registered in the United States and/or other countries, of GCP Applied Technologies Inc. This trademark list has been compiled using available published information as of the publication date and may not accurately reflect current trademark ownership or status.

© Copyright 2018 GCP Applied Technologies Inc. All rights reserved.

GCP Applied Technologies Inc., 2325 Lakeview Parkway, Suite 450, Alpharetta, GA 30009, USA

GCP Canada, Inc., 294 Clements Road, West, Ajax, Ontario, Canada L1S 3C6

This document is only current as of the last updated date stated below and is valid only for use in the United States. It is important that you always refer to the currently available information at the URL below to provide the most current product information at the time of use. Additional literature such as Contractor Manuals, Technical Bulletins, Detail Drawings and detailing recommendations and other relevant documents are also available on www.gcpat.com. Information found on other websites must not be relied upon, as they may not be up-to-date or applicable to the conditions in your location and we do not accept any responsibility for their content. If there are any conflicts or if you need more information, please contact GCP Customer Service.

Last Updated: 2023-06-09

test-gcpat-com.pantheonsite.io/solutions/products/preprufe-comprehensive-waterproofing-system/preprufe-300r160r-plus-preprufe

Safety Data Sheet

Printing date 12/29/2016

Version Number 1.0

Reviewed on 12/29/2016

1 Identification

Product identifier

Trade name: *Preprufe Detail Tape*

SDS ID Number: 2774

Relevant identified uses of the substance or mixture, and uses advised against

Waterproofing.
Specialty construction product. Not intended for other uses

Details of the supplier of the safety data sheet

Manufacturer/Supplier:
GCP Applied Technologies
62 Whittemore Avenue
Cambridge, MA 02140 USA

GCP Canada, Inc.
294 Clements Road W.
Ajax, Ontario L1S 3C6 Canada

Information department:

Environmental Health & Safety
USA: +1-617-876-1400 (24 hours)
+1-800-354-5414 (8AM - 5PM) Not functional within Massachusetts
CAN: 1-905-683-8561 (24 hours)
Email address: msds.gcp@gcpat.com

Transport Emergency: Chemtrec +1-800-424-9300 (24 hours)

2 Hazard(s) identification

Classification of the substance or mixture

The product is not classified according to the Globally Harmonized System (GHS).

Additional information:

SDS's are not required for finished articles. nevertheless, the following information is provided to assist with safe use.

Label elements:

Hazard pictograms Not applicable.

Not applicable.

Hazard statements Not applicable.

NFPA ratings (scale 0 - 4)



Health = 1
Fire = 0
Reactivity = 0

HMIS-ratings (scale 0 - 4)



Health = 1
Flammability = 0
Reactivity = 0

Other hazards Contact with residue from adhesive may cause eye and skin irritation.

Results of PBT and vPvB assessment

PBT: Not applicable.

Trade name: *Preprufe Detail Tape*

(Cont. from page 1)

vPvB: Not applicable.

3 Composition/information on ingredients

Chemical characterization: Mixture

Hazardous components: Not applicable.

Additional information: Non-hazardous ingredients may be listed in Section 15; Right-To-Know disclosure.

4 First-aid measures

Description of first aid measures

General information: Get medical advice/attention if you feel unwell.

After inhalation: No special measures required.

After skin contact: If skin irritation occurs, consult a doctor.

After eye contact:

Rinse cautiously with water for several minutes.

If symptoms persist, consult a physician.

After swallowing:

Rinse mouth.

Do NOT induce vomiting.

Information for doctor:

Most important symptoms and effects, both acute and delayed No further relevant information available.

Indication of any immediate medical attention and special treatment needed No further relevant information available.

5 Fire-fighting measures

Special hazards arising from the substance or mixture No further relevant information available.

Additional information Collect contaminated fire fighting water separately. It must not enter the sewage system.

6 Accidental release measures

Personal precautions, protective equipment and emergency procedures

Wear protective equipment. Keep unprotected persons away.

Methods and material for containment and cleaning up: Pick up mechanically.

Reference to other sections

See Section 7 for information on safe handling.

See Section 8 for information on personal protection equipment.

See Section 13 for disposal information.

7 Handling and storage

Handling:

Precautions for safe handling

Avoid eye and skin contact with residue from adhesive.

(Cont. on page 3)

USGHS

Trade name: *Preprufe Detail Tape*

(Cont. from page 2)

Wash thoroughly after handling.

Wash skin after handling.

Release liners are slippery. Remove from work area immediately after membrane application.

Membrane is slippery when wet or covered with frost.

Release liners may cause slip and trip hazards.

Do not eat, drink or smoke when using this product.

For professional use only. Keep out of children's reach.

Information about protection against explosions and fires:

Removal of release liner may generate a static electrical discharge (spark).

Conditions for safe storage, including any incompatibilities**Storage:**

Information about storage in one common storage facility: No special measures required.

Further information about storage conditions: Keep receptacle tightly sealed.

Specific end use(s) No further relevant information available.

8 Exposure controls/personal protection

Additional information about design of technical systems: No further data; see item 7.

Control parameters**Components with limit values that require monitoring at the workplace:**

The product does not contain any relevant quantities of materials with critical values that have to be monitored at the workplace.

Additional information: The lists that were valid during the creation were used as basis.

Exposure controls**Personal protective equipment:****General protective and hygienic measures:**

Avoid contact with the eyes and skin.

The usual precautionary measures for handling chemicals should be followed.

Breathing equipment:

Control exposure to ingredients with workplace control parameters if mentioned above. If no ingredients are listed, respiratory protection is generally not required.

If exposure limits are listed and may be exceeded, use approved respiratory protective equipment and filter type appropriate for the listed ingredients. (NIOSH, CEN, etc.).

Protection of hands: Gloves should be worn to prevent skin contact and should be impermeable and resistant to the product.

Material of gloves Gloves should be worn to prevent skin contact and should be impermeable and resistant to the product.

Eye protection:

Safety glasses with side shield protection.

Body protection: Use personal protective equipment as required.

USGHS
(Cont. on page 4)

Safety Data Sheet

Printing date 12/29/2016

Version Number 1.0

Reviewed on 12/29/2016

Trade name: *Preprufe Detail Tape*

(Cont. from page 3)

* **9 Physical and chemical properties****Information on basic physical and chemical properties****General Information****Appearance:**

Form:	Solid
Color:	According to product specification
Odor:	Characteristic
Odor threshold:	Not determined.

pH-value (~): Not applicable.

Change in condition

Melting point/Melting range:	Undetermined.
Boiling point/Boiling range:	Undetermined.
Flash point:	Not applicable.

Flammability (solid, gaseous): Product is not flammable.

Decomposition temperature:	Not determined.
Auto igniting:	Not determined.
Danger of explosion:	Product does not present an explosion hazard.

Explosion limits:

Lower:	Not determined.
Upper:	Not determined.
VOC Content (max):	Not determined.

Vapor pressure:	Not applicable.
Density: (~)	1,1 LBS/CF
Relative density	Not determined.
Vapor density	Not applicable.
Evaporation rate	Not applicable.

Solubility in / Miscibility with Water: Not miscible or difficult to mix.

Partition coefficient (n-octanol/water): Not determined.

Viscosity:

Dynamic:	Not applicable.
Kinematic:	Not applicable.
Molecular weight	Not applicable.

Other information No further relevant information available.

* **10 Stability and reactivity**

Reactivity Stable under normal conditions.

Chemical stability

Thermal decomposition: No decomposition if used according to specifications.

Possibility of hazardous reactions No dangerous reactions known.

Conditions to avoid No further relevant information available.

Incompatible materials: No further relevant information available.

Hazardous decomposition products: Carbon monoxide and carbon dioxide

Additional information: See section 7 for information on handling, storage and conditions to be avoided.

USGHS
(Cont. on page 5)

Trade name: *Preprufe Detail Tape*

(Cont. from page 4)

11 Toxicological information

Information on toxicological effects

Acute toxicity:

Primary irritant effect:

on the skin: No irritating effect expected

on the eye: No irritating effect expected

inhalation: No irritating effect expected

Additional toxicological information:

Carcinogenic categories

IARC (International Agency for Research on Cancer) Human Carcinogenicity:
Group 1- Positive, Group 2A- Probable, Group 2B- Possible, Group 3- Not Classifiable

None of the ingredients is listed.

NTP (National Toxicology Program)

K–Known to be carcinogenic, R–May reasonably be anticipated to be carcinogenic

None of the ingredients is listed.

OSHA-Ca (Occupational Safety & Health Administration)

None of the ingredients is listed.

12 Ecological information

Toxicity

Aquatic toxicity: No further relevant information available.

Persistence and degradability No further relevant information available.

Behavior in environmental systems:

Bioaccumulative potential No further relevant information available.

Mobility in soil No further relevant information available.

Additional ecological information:

General notes: Not known to be hazardous to water.

Results of PBT and vPvB assessment

PBT: Not applicable.

vPvB: Not applicable.

Other adverse effects No further relevant information available.

13 Disposal considerations

Waste treatment methods Comply with Federal, State and local regulations.

Recommendation:



Must not be disposed of together with household garbage. Do not allow product to reach sewage system.

(Cont. on page 6)

USGHS

Safety Data Sheet

Printing date 12/29/2016

Version Number 1.0

Reviewed on 12/29/2016

Trade name: *Preprufe Detail Tape*

(Cont. from page 5)

Uncleaned packagings:**Recommendation:** Disposal must be made according to official regulations.**14 Transport information****UN-Number**

DOT, IMDG, IATA

Not applicable.

UN proper shipping name

DOT, IMDG, IATA

Not applicable.

Transport hazard class(es)

DOT, IMDG, IATA

Class

Not applicable.

Packing group

DOT, IMDG, IATA

Not applicable.

Environmental hazards:**Marine pollutant:**

No

Special precautions for user

Not applicable.

Transport/Additional information: Not classified as a dangerous good for transport by road, rail or air.**DOT****Remarks:**

Not Regulated.

UN "Model Regulation":

Not applicable.

15 Regulatory information**SARA (Superfund Amendments and Reauthorization Act)****Section 302/304 (extremely hazardous substances):**

None of the ingredients is listed.

Section 313 Reportable Ingredients (Chemicals present below reporting threshold are exempt):

None of the ingredients is listed.

SARA Section 312/Tier I & II Hazard Categories: None**North America Chemical Inventory Status****TSCA (Toxic Substances Control Act - United States):**

All ingredients are listed or exempt from listing unless otherwise noted below.

CEPA (Canadian DSL):

All ingredients are listed or exempt from listing unless otherwise noted below.

California Proposition 65**Chemicals known to cause cancer:**

Extracts (petroleum), heavy paraffinic distillate solvent

Polycyclic Aromatic Hydrocarbons

Chemicals known to cause reproductive toxicity for females:

None of the ingredients is listed.

Chemicals known to cause reproductive toxicity for males:

None of the ingredients is listed.

Chemicals known to cause developmental toxicity:

None of the ingredients is listed.

(Cont. on page 7)

USGHS

Safety Data Sheet

Printing date 12/29/2016

Version Number 1.0

Reviewed on 12/29/2016

Trade name: *Preprufe Detail Tape*

(Cont. from page 6)

Carcinogenicity Categories**EPA (Environmental Protection Agency)**

None of the ingredients is listed.

TLV-ACGIH (THE American Conference of Governmental Industrial Hygienists)**Human Carcinogen - A1 Confirmed, A2 Suspected, A3 Unknown Relevance, A4 Not Classifiable**

None of the ingredients is listed.

NIOSH-Cancer (National Institute for Occupational Safety and Health)

None of the ingredients is listed.

Volatile Organic Compounds (VOC) reported per the Emission Standards.

If no g/L value is provided this product is not subject to above standard.

16 Other information

The data included herein are presented in accordance with various environment, health and safety regulations. It is the responsibility of a recipient of the data to remain currently informed on chemical hazard information, to design and update its own program and to comply with all national, federal, state and local laws and regulations applicable to safety, occupational health, right-to-know and environmental protection.

Department issuing SDS:

GCP Applied Technologies
62 Whittemore Avenue
Cambridge, MA 02140 USA
USA: +1-617-876-1400 (24 hours)
+1-800-354-5414

Date of preparation / last revision 12/29/2016 / -**The first date of preparation** 12/29/2016**Number of revision times and the latest revision date** 1.0 / 12/29/2016

USGHS

1 Identification

Product identifier

Trade name: ***PREPRUFE® SCS Hydrophilic Grout Part A***

SDS ID Number: 46303

Relevant identified uses of the substance or mixture, and uses advised against:
Specialty construction product. Not intended for other uses.

Details of the supplier of the safety data sheet

Manufacturer/Supplier:

GCP Applied Technologies
62 Whittemore Avenue
Cambridge, MA 02140 USA

GCP Canada, Inc.
294 Clements Road W.
Ajax, Ontario L1S 3C6 Canada

Information department:

Environmental Health & Safety
USA: +1-617-876-1400 (24 hours)
+1-800-354-5414 (8AM - 5PM) Not functional within Massachusetts
CAN: 1-905-683-8561 (24 hours)
Email address: msds.gcp@gcpat.com

Transport Emergency: Chemtrec +1-800-424-9300 (24 hours)

2 Hazard(s) identification

Classification of the substance or mixture

The product is not classified, according to the Globally Harmonized System (GHS).

Label elements:

Hazard pictograms Not applicable.

Not applicable.

Hazard statements Not applicable.

Hazard description:

NFPA ratings (scale 0 - 4)



Health = 1
Fire = 1
Reactivity = 0

HMIS-ratings (scale 0 - 4)



Health = 1
Flammability = 1
Reactivity = 0

Other hazards

Results of PBT and vPvB assessment

PBT: Not applicable.

vPvB: Not applicable.

Trade name: **PREPRUFE® SCS Hydrophilic Grout Part A**

(Cont. from page 1)

3 Composition/information on ingredients

Chemical characterization: Mixture

Hazardous components: Not applicable.

Additional information: Non-hazardous ingredients may be listed in Section 15; Right-To-Know disclosure.

4 First-aid measures

Description of first aid measures

General information: Get medical advice/attention if you feel unwell.

After inhalation:

Supply fresh air. If required, provide artificial respiration. Keep patient warm. Consult doctor if symptoms persist.

After skin contact:

Immediately wash contaminated skin with soap or mild detergent and water. If this chemical soaks clothing, immediately remove clothing and wash skin.

After eye contact: Rinse cautiously with water for several minutes.

After swallowing:

Rinse mouth.

Do NOT induce vomiting.

Information for doctor:

Most important symptoms and effects, both acute and delayed No further relevant information available.

Indication of any immediate medical attention and special treatment needed No further relevant information available.

5 Fire-fighting measures

Special hazards arising from the substance or mixture

Combustion products may include toxic gases such as carbon monoxide and smoke.

Advice for firefighters

Protective equipment: Wear personal protective equipment.

Additional information Collect contaminated fire fighting water separately. It must not enter the sewage system.

6 Accidental release measures

Personal precautions, protective equipment and emergency procedures

Wear protective equipment. Keep unprotected persons away.

Methods and material for containment and cleaning up:

Dispose of the collected material according to regulations.

Reference to other sections

See Section 7 for information on safe handling.

See Section 8 for information on personal protection equipment.

See Section 13 for disposal information.

7 Handling and storage

Handling:

Precautions for safe handling

Open and handle receptacle with care.

Avoid contact with skin and eyes.

(Cont. on page 3)

USGHS

Trade name: PREPRUFE® SCS Hydrophilic Grout Part A

(Cont. from page 2)

Wash thoroughly after handling.

Information about protection against explosions and fires:

Do not cut, drill, grind or weld on or near container, whether empty or full.

Conditions for safe storage, including any incompatibilities**Storage:****Further information about storage conditions:**

Keep receptacle tightly sealed.
Storage Temperature 40 - 90 degrees F.

Specific end use(s) No further relevant information available.

8 Exposure controls/personal protection

Additional information about design of technical systems: No further data; see item 7.

Control parameters**Components with limit values that require monitoring at the workplace:**

The product does not contain any relevant quantities of materials with critical values that have to be monitored at the workplace.

Additional information:

Canadian employers must consult the exposure limits in their province.

The lists that were valid during the creation were used as basis.

Exposure controls**Personal protective equipment:**

General protective and hygienic measures: The usual precautionary measures for handling chemicals should be followed.

Breathing equipment:

Control exposure to ingredients with workplace control parameters if mentioned above. If no ingredients are listed, respiratory protection is generally not required.

If exposure limits are listed and may be exceeded, use approved respiratory protective equipment and filter type appropriate for the listed ingredients. (NIOSH, CEN, etc.).

Protection of hands: Gloves should be worn to prevent skin contact and should be impermeable and resistant to the product.

Material of gloves Rubber or other impervious gloves should be worn to prevent skin contact.

Eye protection:

Safety glasses with side shield protection.

Body protection: Use personal protective equipment as required.

9 Physical and chemical properties**Information on basic physical and chemical properties****General Information****Appearance:**

Form:	Liquid
Color:	According to product specification
Odor:	Characteristic
Odor threshold:	Not determined.

pH-value (~) at 20 °C (68 °F): 7

Change in condition

Melting point/Melting range:	Undetermined.
Boiling point/Boiling range:	>100 °C (>212 °F)

(Cont. on page 4)

USGHS

Safety Data Sheet

Printing date 05/14/2021

Version Number 1.1

Reviewed on 05/14/2021

Trade name: **PREPRUFE® SCS Hydrophilic Grout Part A**

(Cont. from page 3)

Flash point:	>100 °C (>212 °F)
Method:	(estimated) Aqueous system.
Flammability (solid, gaseous):	Not applicable.
Ignition temperature:	Undetermined.
Decomposition temperature:	Not determined.
Auto igniting:	Product is not self-igniting.
Danger of explosion:	Product does not present an explosion hazard.
Explosion limits:	
Lower:	Not applicable.
Upper:	Not applicable.
Vapor pressure:	Not determined.
Density: (~) at 20 °C (68 °F)	1.2 g/cm ³ (10 lbs/gal)
Relative density	Not determined.
Vapor density	Not determined.
Evaporation rate	Not determined.
Solubility in / Miscibility with Water:	Not miscible or difficult to mix.
Partition coefficient (n-octanol/water):	Not determined.
Viscosity:	
Dynamic:	Not determined.
Kinematic:	Not determined.
Molecular weight	Not determined.
Other information	No further relevant information available.

10 Stability and reactivity**Reactivity**

Stable under normal conditions.

No further relevant information available.

Chemical stability**Thermal decomposition:** No decomposition if used according to specifications.**Possibility of hazardous reactions** No dangerous reactions known.**Conditions to avoid** No further relevant information available.**Incompatible materials:** No further relevant information available.**Hazardous decomposition products:** Carbon monoxide and carbon dioxide**11 Toxicological information****Information on toxicological effects****Acute toxicity:****Primary irritant effect:****on the skin:** No irritating effect expected**on the eye:** No irritating effect expected**inhalation:** No irritating effect expected**Additional toxicological information:****Carcinogenic categories****IARC (International Agency for Research on Cancer) Human Carcinogenicity:**
Group 1- Positive, Group 2A- Probable, Group 2B- Possible, Group 3- Not Classifiable

None of the ingredients are listed.

(Cont. on page 5)

USGHS

Safety Data Sheet

Printing date 05/14/2021

Version Number 1.1

Reviewed on 05/14/2021

Trade name: **PREPRUFE® SCS Hydrophilic Grout Part A**

(Cont. from page 4)

NTP (National Toxicology Program)**K–Known to be carcinogenic, R–May reasonably be anticipated to be carcinogenic**

None of the ingredients are listed.

OSHA-Ca (Occupational Safety & Health Administration)

None of the ingredients are listed.

12 Ecological information**Toxicity****Aquatic toxicity:** No further relevant information available.**Persistence and degradability** No further relevant information available.**Behavior in environmental systems:****Bioaccumulative potential** No further relevant information available.**Mobility in soil** No further relevant information available.**Additional ecological information:****General notes:**

Do not allow undiluted product or large quantities of it to reach ground water, water course or sewage system.

Results of PBT and vPvB assessment**PBT:** Not applicable.**vPvB:** Not applicable.**Other adverse effects** No further relevant information available.**13 Disposal considerations****Disposal methods:**

Consult all regulations (federal, state, provincial, local) or a qualified waste disposal firm when characterizing product for disposal. Dispose of waste in accordance with all applicable regulations.

Recommendation:

Must not be disposed of together with household garbage. Do not allow product to reach sewage system.

Uncleaned packagings:**Recommendation:** Dispose of contents/container in accordance with local/regional/national/international regulations.**14 Transport information****UN-Number**

DOT, IMDG, IATA

Not applicable.

UN proper shipping name

DOT, IMDG, IATA

Not applicable.

Transport hazard class(es)

DOT, IMDG, IATA

Class

Not applicable.

Packing group

DOT, IMDG, IATA

Not applicable.

(Cont. on page 6)

USGHS

Safety Data Sheet

Printing date 05/14/2021

Version Number 1.1

Reviewed on 05/14/2021

Trade name: **PREPRUFE® SCS Hydrophilic Grout Part A**

(Cont. from page 5)

Environmental hazards:**Marine pollutant:** No**Special precautions for user** Not applicable.**Transport/Additional information:** Not classified as a dangerous good for transport by road, rail or air.**DOT****Remarks:** Not Regulated.**UN "Model Regulation":** Not applicable.**15 Regulatory information****Other regulations in domestic and foreign countries****SARA (Superfund Amendments and Reauthorization Act)****Section 302/304 (extremely hazardous substances):**

None of the ingredients is listed.

Section 313 Reportable Ingredients (Chemicals present below reporting threshold are exempt):

None of the ingredients is listed.

SARA Section 312/Tier I & II Hazard Categories: None**North America Chemical Inventory Status****TSCA (Toxic Substances Control Act - United States):**

All ingredients are listed or exempt from listing unless otherwise noted below.

CEPA (Canadian DSL):

Inventory listing could not be confirmed for one or more substances.

CEPA (Canadian NDSL): CEPA (Canadian NDSL): This product contains an NDSL listed chemical.**Right to Know Ingredient Disclosure:**

7732-18-5 | Water

Proprietary Short chain organic acid salt - NJTSN 801416095

California Proposition 65: (Substances <0.1% unless noted in Section 3)**Chemicals known to cause cancer:**

None of the ingredients is listed.

Chemicals known to cause reproductive toxicity for females:

None of the ingredients are listed.

Chemicals known to cause reproductive toxicity for males:

None of the ingredients are listed.

Chemicals known to cause developmental toxicity:

None of the ingredients are listed.

Carcinogenicity Categories**TLV-ACGIH (THE American Conference of Governmental Industrial Hygienists)****Human Carcinogen - A1 Confirmed, A2 Suspected, A3 Unknown Relevance, A4 Not Classifiable**

None of the ingredients are listed.

NIOSH-Cancer (National Institute for Occupational Safety and Health)

None of the ingredients are listed.

Volatile Organic Compounds (VOC) reported per the Emission Standards.

If no g/L value is provided this product is not subject to above standard.

16 Other information

The data included herein are presented in accordance with various environment, health and safety regulations. It is the responsibility of a recipient of the data to remain currently informed on chemical hazard information, to design and update its own program and to comply with all national, federal, state and local laws and regulations applicable to safety, occupational health, right-to-know and environmental protection.

Department issuing SDS:GCP Applied Technologies
62 Whittemore Avenue

(Cont. on page 7)

USGHS

Safety Data Sheet

Printing date 05/14/2021

Version Number 1.1

Reviewed on 05/14/2021

Trade name: *PREPRUFE® SCS Hydrophilic Grout Part A*

(Cont. from page 6)

Cambridge, MA 02140 USA
USA: +1-617-876-1400 (24 hours)
+1-800-354-5414

Contact:**The first date of preparation** 05/02/2008**Number of revision times and the latest revision date** 1.1 / 05/14/2021

USGHS

1 Identification

Product identifier

Trade name: ***PREPRUFE® SCS Hydrophilic Grout Part B***

SDS ID Number: 46305

Relevant identified uses of the substance or mixture, and uses advised against:
Specialty construction product. Not intended for other uses.

Details of the supplier of the safety data sheet

Manufacturer/Supplier:

GCP Applied Technologies
62 Whittemore Avenue
Cambridge, MA 02140 USA

GCP Canada, Inc.
294 Clements Road W.
Ajax, Ontario L1S 3C6 Canada

Information department:

Environmental Health & Safety
USA: +1-617-876-1400 (24 hours)
+1-800-354-5414 (8AM - 5PM) Not functional within Massachusetts
CAN: 1-905-683-8561 (24 hours)
Email address: msds.gcp@gcpat.com

Transport Emergency: Chemtrec +1-800-424-9300 (24 hours)

2 Hazard(s) identification

Classification of the substance or mixture

The product is not classified, according to the Globally Harmonized System (GHS).

Label elements:

Hazard pictograms Not applicable.

Not applicable.

Hazard statements Not applicable.

Hazard description:

NFPA ratings (scale 0 - 4)



Health = 1
Fire = 1
Reactivity = 0

HMIS-ratings (scale 0 - 4)



Health = 1
Flammability = 1
Reactivity = 0

Other hazards

Results of PBT and vPvB assessment

PBT: Not applicable.

Trade name: PREPRUFE® SCS Hydrophilic Grout Part B

vPvB: Not applicable.

(Cont. from page 1)

3 Composition/information on ingredients

Chemical characterization: Mixture

Hazardous components: Not applicable.

Additional information: Non-hazardous ingredients may be listed in Section 15; Right-To-Know disclosure.

4 First-aid measures

Description of first aid measures

General information: Get medical advice/attention if you feel unwell.

After inhalation: No special measures required.

After skin contact:

Immediately wash contaminated skin with soap or mild detergent and water. If this chemical soaks clothing, immediately remove clothing and wash skin.

After eye contact: Rinse cautiously with water for several minutes.

After swallowing:

Rinse mouth.

Do NOT induce vomiting.

Information for doctor:

Most important symptoms and effects, both acute and delayed No further relevant information available.

Indication of any immediate medical attention and special treatment needed No further relevant information available.

5 Fire-fighting measures

Extinguishing media

Suitable extinguishing agents: CO₂, extinguishing powder or water spray. Fight larger fires with water spray.

Special hazards arising from the substance or mixture

Combustion products may include toxic gases such as carbon monoxide and smoke.

Advice for firefighters

Protective equipment: Wear personal protective equipment.

Additional information Collect contaminated fire fighting water separately. It must not enter the sewage system.

6 Accidental release measures

Personal precautions, protective equipment and emergency procedures

Wear protective equipment. Keep unprotected persons away.

Methods and material for containment and cleaning up:

Dispose of the collected material according to regulations.

Reference to other sections

See Section 7 for information on safe handling.

See Section 8 for information on personal protection equipment.

(Cont. on page 3)

USGHS

Trade name: *PREPRUFE® SCS Hydrophilic Grout Part B*

(Cont. from page 2)

See Section 13 for disposal information.

7 Handling and storage

Handling:

Precautions for safe handling No special precautions are necessary if used correctly.

Information about protection against explosions and fires: No special measures required.

Conditions for safe storage, including any incompatibilities

Storage:

Information about storage in one common storage facility: No special measures required.

Further information about storage conditions: Keep receptacle tightly sealed.

Specific end use(s) No further relevant information available.

8 Exposure controls/personal protection

Additional information about design of technical systems: No further data; see item 7.

Control parameters

Components with limit values that require monitoring at the workplace:

The product does not contain any relevant quantities of materials with critical values that have to be monitored at the workplace.

Additional information:

The lists that were valid during the creation were used as basis.

Canadian employers must consult the exposure limits in their province.

Exposure controls

Personal protective equipment:

General protective and hygienic measures: The usual precautionary measures for handling chemicals should be followed.

Breathing equipment:

Control exposure to ingredients with workplace control parameters if mentioned above. If no ingredients are listed, respiratory protection is generally not required.

If exposure limits are listed and may be exceeded, use approved respiratory protective equipment and filter type appropriate for the listed ingredients. (NIOSH, CEN, etc.).

Protection of hands: Gloves should be worn to prevent skin contact and should be impermeable and resistant to the product.

Material of gloves Rubber or other impervious gloves should be worn to prevent skin contact.

Eye protection:



Safety glasses with side shield protection.

Body protection: Use personal protective equipment as required.

USGHS

(Cont. on page 4)

Trade name: **PREPRUFE® SCS Hydrophilic Grout Part B**

(Cont. from page 3)

9 Physical and chemical properties**Information on basic physical and chemical properties****General Information****Appearance:**

Form:	Liquid
Color:	According to product specification
Odor:	Characteristic
Odor threshold:	Not determined.

pH-value (~) at 20 °C (68 °F):

7

Change in condition

Melting point/Melting range:	Undetermined.
Boiling point/Boiling range:	Undetermined.
Flash point:	100 °C (212 °F)

Flammability (solid, gaseous): Not applicable.**Ignition temperature:** Undetermined.**Decomposition temperature:** Not determined.**Auto igniting:** Product is not self-igniting.**Danger of explosion:** Product does not present an explosion hazard.**Explosion limits:**

Lower:	Not applicable.
Upper:	Not applicable.

Vapor pressure at 20 °C (68 °F): 17.5 hPa (13.1 mm Hg)**Density: (~) at 20 °C (68 °F)** 1 g/cm³ (8.3 lbs/gal)**Vapor density** Not determined.**Evaporation rate** Not applicable.**Solubility in / Miscibility with****Water:** Not miscible or difficult to mix.**Partition coefficient (n-octanol/water):** Not determined.**Viscosity:****Dynamic:** Not determined.**Kinematic:** Not determined.**Molecular weight** Not determined.**Other information**

No further relevant information available.

10 Stability and reactivity**Reactivity**

Stable under normal conditions.

No further relevant information available.

Chemical stability**Thermal decomposition:** No decomposition if used according to specifications.**Possibility of hazardous reactions**

No dangerous reactions known.

No further relevant information available.

Conditions to avoid No further relevant information available.**Incompatible materials:** No further relevant information available.**Hazardous decomposition products:** Carbon monoxide and carbon dioxide

USGHS

(Cont. on page 5)

Trade name: **PREPRUFE® SCS Hydrophilic Grout Part B**

(Cont. from page 4)

11 Toxicological information

Information on toxicological effects

Acute toxicity:

Primary irritant effect:

on the skin: No irritating effect expected

on the eye: No irritating effect expected

inhalation: No irritating effect expected

Additional toxicological information:

Carcinogenic categories

IARC (International Agency for Research on Cancer) Human Carcinogenicity:
Group 1- Positive, Group 2A- Probable, Group 2B- Possible, Group 3- Not Classifiable

None of the ingredients are listed.

NTP (National Toxicology Program)

K–Known to be carcinogenic, R–May reasonably be anticipated to be carcinogenic

None of the ingredients are listed.

OSHA-Ca (Occupational Safety & Health Administration)

None of the ingredients are listed.

12 Ecological information

Toxicity

Aquatic toxicity: No further relevant information available.

Persistence and degradability No further relevant information available.

Behavior in environmental systems:

Bioaccumulative potential No further relevant information available.

Mobility in soil No further relevant information available.

Additional ecological information:

General notes: Not known to be hazardous to water.

Results of PBT and vPvB assessment

PBT: Not applicable.

vPvB: Not applicable.

Other adverse effects No further relevant information available.

13 Disposal considerations

Disposal methods:

Consult all regulations (federal, state, provincial, local) or a qualified waste disposal firm when characterizing product for disposal. Dispose of waste in accordance with all applicable regulations.

Recommendation:



Must not be disposed of together with household garbage. Do not allow product to reach sewage system.

(Cont. on page 6)

USGHS

Safety Data Sheet

Printing date 05/13/2021

Version Number 1.0

Reviewed on 05/13/2021

Trade name: **PREPRUFE® SCS Hydrophilic Grout Part B**

(Cont. from page 5)

Uncleaned packagings:**Recommendation:** Dispose of contents/container in accordance with local/regional/national/international regulations.**14 Transport information**

UN-Number
DOT, IMDG, IATA Not applicable.

UN proper shipping name
DOT, IMDG, IATA Not applicable.

Transport hazard class(es)
DOT, IMDG, IATA
Class Not applicable.

Packing group
DOT, IMDG, IATA Not applicable.

Environmental hazards: Not applicable.

Special precautions for user Not applicable.

Transport/Additional information:

DOT
Remarks: Not Regulated.

UN "Model Regulation": Not applicable.

15 Regulatory information**Other regulations in domestic and foreign countries****SARA (Superfund Amendments and Reauthorization Act)****Section 302/304 (extremely hazardous substances):**

None of the ingredients is listed.

Section 313 Reportable Ingredients (Chemicals present below reporting threshold are exempt):

None of the ingredients is listed.

SARA Section 312/Tier I & II Hazard Categories: None**North America Chemical Inventory Status****TSCA (Toxic Substances Control Act - United States):**

All ingredients are listed or exempt from listing unless otherwise noted below.

CEPA (Canadian DSL):

All ingredients are listed or exempt from listing unless otherwise noted below.

Right to Know Ingredient Disclosure:

7732-18-5 | Water

Proprietary Polymer - NJTSN801416167

California Proposition 65: (Substances <0.1% unless noted in Section 3)**Chemicals known to cause cancer:**

None of the ingredients is listed.

Chemicals known to cause reproductive toxicity for females:

None of the ingredients are listed.

Chemicals known to cause reproductive toxicity for males:

None of the ingredients are listed.

(Cont. on page 7)

USGHS

Safety Data Sheet

Printing date 05/13/2021

Version Number 1.0

Reviewed on 05/13/2021

Trade name: **PREPRUFE® SCS Hydrophilic Grout Part B**

(Cont. from page 6)

Chemicals known to cause developmental toxicity:

None of the ingredients are listed.

Carcinogenicity Categories**TLV-ACGIH (THE American Conference of Governmental Industrial Hygienists)****Human Carcinogen - A1 Confirmed, A2 Suspected, A3 Unknown Relevance, A4 Not Classifiable**

None of the ingredients are listed.

NIOSH-Cancer (National Institute for Occupational Safety and Health)

None of the ingredients are listed.

Volatile Organic Compounds (VOC) reported per the Emission Standards.

If no g/L value is provided this product is not subject to above standard.

16 Other information

The data included herein are presented in accordance with various environment, health and safety regulations. It is the responsibility of a recipient of the data to remain currently informed on chemical hazard information, to design and update its own program and to comply with all national, federal, state and local laws and regulations applicable to safety, occupational health, right-to-know and environmental protection.

Department issuing SDS:

GCP Applied Technologies
62 Whittemore Avenue
Cambridge, MA 02140 USA
USA: +1-617-876-1400 (24 hours)
+1-800-354-5414

Contact:**The first date of preparation** 05/13/2021**Number of revision times and the latest revision date** 1.0 / 05/13/2021

USGHS

1 Identification

Product identifier

Trade name: ***PREPRUFE® SCS Hydrophilic Grout Part A Activator***

SDS ID Number: 46306

Relevant identified uses of the substance or mixture, and uses advised against:
Specialty construction product. Not intended for other uses.

Details of the supplier of the safety data sheet

Manufacturer/Supplier:

GCP Applied Technologies
62 Whittemore Avenue
Cambridge, MA 02140 USA

GCP Canada, Inc.
294 Clements Road W.
Ajax, Ontario L1S 3C6 Canada

Information department:

Environmental Health & Safety
USA: +1-617-876-1400 (24 hours)
+1-800-354-5414 (8AM - 5PM) Not functional within Massachusetts
CAN: 1-905-683-8561 (24 hours)
Email address: msds.gcp@gcpat.com

Transport Emergency: Chemtrec +1-800-424-9300 (24 hours)

2 Hazard(s) identification

Classification of the substance or mixture

The product is not classified, according to the Globally Harmonized System (GHS).

Label elements:

Hazard pictograms Not applicable.

Not applicable.

Hazard statements Not applicable.

Hazard description:

NFPA ratings (scale 0 - 4)



Health = 1
Fire = 1
Reactivity = 0

HMIS-ratings (scale 0 - 4)



Health = 1
Flammability = 1
Reactivity = 0

Other hazards

Results of PBT and vPvB assessment

PBT: Not applicable.

Safety Data Sheet

Printing date 05/13/2021

Version Number 1.0

Reviewed on 05/13/2021

Trade name: **PREPRUFE® SCS Hydrophilic Grout Part A Activator**

(Cont. from page 1)

vPvB: Not applicable.

3 Composition/information on ingredients**Chemical characterization: Mixture****Hazardous components:**

102-71-6	Triethanolamine	70-<80%
----------	-----------------	---------

Additional information: Non-hazardous ingredients may be listed in Section 15; Right-To-Know disclosure.**4 First-aid measures****Description of first aid measures****General information:** Get medical advice/attention if you feel unwell.**After inhalation:** No special measures required.**After skin contact:**

Immediately wash contaminated skin with soap or mild detergent and water. If this chemical soaks clothing, immediately remove clothing and wash skin.

After eye contact: Rinse cautiously with water for several minutes.**After swallowing:**

Rinse mouth.

Do NOT induce vomiting.

Information for doctor:**Most important symptoms and effects, both acute and delayed** No further relevant information available.**Indication of any immediate medical attention and special treatment needed** No further relevant information available.**5 Fire-fighting measures****Extinguishing media****Suitable extinguishing agents:** CO₂, extinguishing powder or water spray. Fight larger fires with water spray.**Special hazards arising from the substance or mixture**

Combustion products may include toxic gases such as carbon monoxide and smoke.

Advice for firefighters**Protective equipment:** Wear personal protective equipment.**Additional information** Collect contaminated fire fighting water separately. It must not enter the sewage system.**6 Accidental release measures****Personal precautions, protective equipment and emergency procedures**

Wear protective equipment. Keep unprotected persons away.

Methods and material for containment and cleaning up:

Dispose of the collected material according to regulations.

Reference to other sections

See Section 7 for information on safe handling.

(Cont. on page 3)

USGHS

Safety Data Sheet

Printing date 05/13/2021

Version Number 1.0

Reviewed on 05/13/2021

Trade name: **PREPRUFE® SCS Hydrophilic Grout Part A Activator**

(Cont. from page 2)

See Section 8 for information on personal protection equipment.

See Section 13 for disposal information.

7 Handling and storage**Handling:****Precautions for safe handling** No special precautions are necessary if used correctly.**Information about protection against explosions and fires:** No special measures required.**Conditions for safe storage, including any incompatibilities****Storage:****Information about storage in one common storage facility:** No special measures required.**Further information about storage conditions:** Keep receptacle tightly sealed.**Specific end use(s)** No further relevant information available.**8 Exposure controls/personal protection****Additional information about design of technical systems:** No further data; see item 7.**Control parameters****Components with limit values that require monitoring at the workplace:****102-71-6 Triethanolamine**

EL (Canada)	Long-term value: 5 mg/m ³
EV (Canada)	Long-term value: 3.1 mg/m ³ , 0.5 ppm
TLV (USA)	Long-term value: 5 mg/m ³

Additional information:

The lists that were valid during the creation were used as basis.
Canadian employers must consult the exposure limits in their province.

Exposure controls**Personal protective equipment:****General protective and hygienic measures:** The usual precautionary measures for handling chemicals should be followed.**Breathing equipment:**

Control exposure to ingredients with workplace control parameters if mentioned above. If no ingredients are listed, respiratory protection is generally not required.

If exposure limits are listed and may be exceeded, use approved respiratory protective equipment and filter type appropriate for the listed ingredients. (NIOSH, CEN, etc.).

Protection of hands: Gloves should be worn to prevent skin contact and should be impermeable and resistant to the product.**Material of gloves** Rubber or other impervious gloves should be worn to prevent skin contact.**Eye protection:**

Safety glasses with side shield protection.

Body protection: Use personal protective equipment as required.

USGHS

(Cont. on page 4)

Trade name: **PREPRUFE® SCS Hydrophilic Grout Part A Activator**

(Cont. from page 3)

9 Physical and chemical properties

Information on basic physical and chemical properties

General Information

Appearance:

Form:	Liquid
Color:	According to product specification
Odor:	Characteristic
Odor threshold:	Not determined.

pH-value (~): Not determined.

Change in condition

Melting point/Melting range:	Undetermined.
Boiling point/Boiling range:	310 °C (590 °F)
Flash point:	176 °C (348.8 °F)

Flammability (solid, gaseous): Not applicable.

Ignition temperature: 305 °C (581 °F)

Decomposition temperature:	Not determined.
Auto igniting:	Product is not self-igniting.
Danger of explosion:	Product does not present an explosion hazard.

Explosion limits:

Lower:	2.1 Vol % Not applicable.
Upper:	10.6 Vol % Not applicable.

Vapor pressure:	Not determined.
Density: (~) at 20 °C (68 °F)	1.1 g/cm ³ (9.2 lbs/gal)
Vapor density	Not determined.
Evaporation rate	Not applicable.

Solubility in / Miscibility with Water: Not miscible or difficult to mix.

Partition coefficient (n-octanol/water): Not determined.

Viscosity:

Dynamic:	Not determined.
Kinematic:	Not determined.
Molecular weight	Not determined.

Other information No further relevant information available.

10 Stability and reactivity

Reactivity

Stable under normal conditions.
No further relevant information available.

Chemical stability

Thermal decomposition: No decomposition if used according to specifications.

Possibility of hazardous reactions

No dangerous reactions known.
No further relevant information available.

Conditions to avoid No further relevant information available.

Incompatible materials: No further relevant information available.

(Cont. on page 5)

USGHS

Safety Data Sheet

Printing date 05/13/2021

Version Number 1.0

Reviewed on 05/13/2021

Trade name: **PREPRUFE® SCS Hydrophilic Grout Part A Activator**

(Cont. from page 4)

Hazardous decomposition products: Carbon monoxide and carbon dioxide**11 Toxicological information****Information on toxicological effects****Acute toxicity:****LD/LC50 values relevant for classification:****102-71-6 Triethanolamine**

Oral	LD50	5,300 mg/kg (guinea pig) 6,400 mg/kg (rat - male)
Dermal	LD50	>10,000 mg/kg (rabbit)
	LC50, 96h	11,800 mg/l (fish)

Primary irritant effect:**on the skin:** No irritating effect expected**on the eye:** No irritating effect expected**inhalation:** No irritating effect expected**Additional toxicological information:****102-71-6 Triethanolamine**

NOEC/NOEL 16 mg/l (crustaceans) (Chronic NOEC)

Carcinogenic categories**IARC (International Agency for Research on Cancer) Human Carcinogenicity:****Group 1- Positive, Group 2A- Probable, Group 2B- Possible, Group 3- Not Classifiable**

102-71-6	Triethanolamine	3
111-42-2	Diethanolamine	2B

NTP (National Toxicology Program)**K–Known to be carcinogenic, R–May reasonably be anticipated to be carcinogenic**

None of the ingredients are listed.

OSHA-Ca (Occupational Safety & Health Administration)

None of the ingredients are listed.

12 Ecological information**Toxicity****Aquatic toxicity:****102-71-6 Triethanolamine**

EC50, 72h	512 mg/l (algae)
EC50, 48h	609.88 mg/l (daphnia magna)

Persistence and degradability No further relevant information available.**Behavior in environmental systems:****Bioaccumulative potential** No further relevant information available.**Mobility in soil** No further relevant information available.**Additional ecological information:****General notes:** Not known to be hazardous to water.**Results of PBT and vPvB assessment****PBT:** Not applicable.

(Cont. on page 6)

USGHS

Safety Data Sheet

Printing date 05/13/2021

Version Number 1.0

Reviewed on 05/13/2021

Trade name: **PREPRUFE® SCS Hydrophilic Grout Part A Activator**

(Cont. from page 5)

vPvB: Not applicable.

Other adverse effects No further relevant information available.**13 Disposal considerations****Disposal methods:**

Consult all regulations (federal, state, provincial, local) or a qualified waste disposal firm when characterizing product for disposal. Dispose of waste in accordance with all applicable regulations.

Recommendation:

Must not be disposed of together with household garbage. Do not allow product to reach sewage system.

Uncleaned packagings:**Recommendation:** Dispose of contents/container in accordance with local/regional/national/international regulations.**14 Transport information****UN-Number**

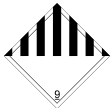
Remarks: Not DOT regulated in drums/totes
 DOT UN3082
 IMDG, IATA Not applicable.

UN proper shipping name

Remarks: Not DOR regulated in drums/totes
 DOT Environmentally hazardous substance, liquid, n.o.s. (Diethanolamine)
 IMDG, IATA Not applicable.

Transport hazard class(es)

DOT



Class 9 Miscellaneous
 Label 9
 Remarks: Bulk shipments above 2163 gallons exceeding the reportable quantity for Diethanolamine (RQ=100 pounds) are regulated as HazMats.

IMDG, IATA

Class Not applicable.

Packing group

DOT III
 IMDG, IATA Not applicable.

Environmental hazards: No additional hazards.**Special precautions for user** Not applicable.

(Cont. on page 7)

USGHS

Safety Data Sheet

Printing date 05/13/2021

Version Number 1.0

Reviewed on 05/13/2021

Trade name: **PREPRUFE® SCS Hydrophilic Grout Part A Activator**

(Cont. from page 6)

Transport/Additional information:

DOT

Remarks: Not Regulated.

15 Regulatory information**Other regulations in domestic and foreign countries****SARA (Superfund Amendments and Reauthorization Act)****Section 302/304 (extremely hazardous substances):**

None of the ingredients is listed.

Section 313 Reportable Ingredients (Chemicals present below reporting threshold are exempt):

None of the ingredients is listed.

SARA Section 312/Tier I & II Hazard Categories: None

North America Chemical Inventory Status**TSCA (Toxic Substances Control Act - United States):**

All ingredients are listed or exempt from listing unless otherwise noted below.

CEPA (Canadian DSL):

All ingredients are listed or exempt from listing unless otherwise noted below.

Right to Know Ingredient Disclosure:

7732-18-5 | Water

California Proposition 65: (Substances <0.1% unless noted in Section 3)**Chemicals known to cause cancer:**

None of the ingredients is listed.

Chemicals known to cause reproductive toxicity for females:

None of the ingredients are listed.

Chemicals known to cause reproductive toxicity for males:

None of the ingredients are listed.

Chemicals known to cause developmental toxicity:

None of the ingredients are listed.

Carcinogenicity Categories**TLV-ACGIH (THE American Conference of Governmental Industrial Hygienists)****Human Carcinogen - A1 Confirmed, A2 Suspected, A3 Unknown Relevance, A4 Not Classifiable**

Triethanolamine

A3

NIOSH-Cancer (National Institute for Occupational Safety and Health)

None of the ingredients are listed.

Volatile Organic Compounds (VOC) reported per the Emission Standards.

If no g/L value is provided this product is not subject to above standard.

16 Other information

The data included herein are presented in accordance with various environment, health and safety regulations. It is the responsibility of a recipient of the data to remain currently informed on chemical hazard information, to design and update its own program and to comply with all national, federal, state and local laws and regulations applicable to safety, occupational health, right-to-know and environmental protection.

Department issuing SDS:

GCP Applied Technologies

62 Whittemore Avenue

Cambridge, MA 02140 USA

USA: +1-617-876-1400 (24 hours)

+1-800-354-5414

(Cont. on page 8)

USGHS

Safety Data Sheet

Printing date 05/13/2021

Version Number 1.0

Reviewed on 05/13/2021

Trade name: *PREPRUFE® SCS Hydrophilic Grout Part A Activator*

(Cont. from page 7)

Contact:

The first date of preparation 05/13/2021

Number of revision times and the latest revision date 1.0 / 05/13/2021

USGHS

1 Identification

Product identifier

Trade name: *Preprufe SCS Hydrophilic Grout Part B Activator*

SDS ID Number: 46307

Relevant identified uses of the substance or mixture, and uses advised against
Specialty construction product. Not intended for other uses

Details of the supplier of the safety data sheet

Manufacturer/Supplier:
GCP Applied Technologies
62 Whittemore Avenue
Cambridge, MA 02140 USA

GCP Canada, Inc.
294 Clements Road W.
Ajax, Ontario L1S 3C6 Canada

Information department:

Environmental Health & Safety
USA: +1-617-876-1400 (24 hours)
+1-800-354-5414 (8AM - 5PM) Not functional within Massachusetts
CAN: 1-905-683-8561 (24 hours)
Email address: msds.gcp@gcpat.com

Transport Emergency: Chemtrec +1-800-424-9300 (24 hours)

2 Hazard(s) identification

Classification of the substance or mixture

May intensify fire; oxidizer.

Toxic if swallowed.

May cause allergy or asthma symptoms or breathing difficulties if inhaled.

May cause an allergic skin reaction.

Label elements:

Hazard pictograms



GHS03 GHS06 GHS08

Danger

Hazard statements

May intensify fire; oxidizer.

Toxic if swallowed.

May cause allergy or asthma symptoms or breathing difficulties if inhaled.

May cause an allergic skin reaction.

Precautionary statements

Take any precaution to avoid mixing with combustibles.

Avoid breathing dust/fume/gas/mist/vapors/spray

Wear protective gloves/protective clothing/eye protection/face protection.

Safety Data Sheet

Printing date 03/29/2017

Version Number 1.0

Reviewed on 03/29/2017

Trade name: *Preprufe SCS Hydrophilic Grout Part B Activator*

(Cont. from page 1)

Keep away from heat.
 [In case of inadequate ventilation] wear respiratory protection.
 Keep/Store away from clothing/combustible materials.
 IF SWALLOWED: Immediately call a POISON CENTER/ doctor.
 IF ON SKIN: Wash with plenty of water.
NFPA ratings (scale 0 - 4)



Health = 1
 Fire = 3
 Reactivity = 0

The substance possesses oxidizing properties.

HMIS-ratings (scale 0 - 4)

HEALTH	1
FIRE	3
REACTIVITY	0

Health = *1
 Flammability = 3
 Reactivity = 0

Other hazards

Results of PBT and vPvB assessment

PBT: Not applicable.
vPvB: Not applicable.

3 Composition/information on ingredients

Chemical characterization: Mixture

Description: Mixture of the hazardous substance(s) listed below with additional nonhazardous ingredients.

Hazardous components:

7775-27-1	disodium peroxodisulphate	50-100%
-----------	---------------------------	---------

Additional information: Non-hazardous ingredients may be listed in Section 15; Right-To-Know disclosure.

4 First-aid measures

Description of first aid measures

General information: Get medical advice/attention if you feel unwell.

After inhalation:

Supply fresh air. If required, provide artificial respiration. Keep patient warm. Consult doctor if symptoms persist.

After skin contact:

Immediately wash contaminated skin with soap or mild detergent and water. If this chemical soaks clothing, immediately remove clothing and wash skin.

After eye contact:

Rinse opened eye for several minutes under running water.

Rinse cautiously with water for several minutes.

After swallowing:

Do NOT induce vomiting.

Immediately call a doctor.

Never give anything by mouth to an unconscious person.

Information for doctor:

Most important symptoms and effects, both acute and delayed Harmful if swallowed.

(Cont. on page 3)

USGHS

Safety Data Sheet

Printing date 03/29/2017

Version Number 1.0

Reviewed on 03/29/2017

Trade name: *Preprufe SCS Hydrophilic Grout Part B Activator*

(Cont. from page 2)

Indication of any immediate medical attention and special treatment needed No further relevant information available.

5 Fire-fighting measures

Special hazards arising from the substance or mixture No further relevant information available.

Additional information Collect contaminated fire fighting water separately. It must not enter the sewage system.

6 Accidental release measures

Personal precautions, protective equipment and emergency procedures

Wear protective equipment. Keep unprotected persons away.

Methods and material for containment and cleaning up:

Contain and/or absorb spill with inert material (i.e. sand, vermiculite) then place in a suitable container.

Sweep up spilled product into receptacles.

Dispose contaminated material as waste according to section 13 of the SDS.

Reference to other sections

See Section 7 for information on safe handling.

See Section 8 for information on personal protection equipment.

See Section 13 for disposal information.

7 Handling and storage

Handling:

Precautions for safe handling

Open and handle receptacle with care.

Do not breathe dust.

Prevent formation of dust.

Information about protection against explosions and fires: No special measures required.

Conditions for safe storage, including any incompatibilities

Storage:

Information about storage in one common storage facility: No special measures required.

Further information about storage conditions: Keep receptacle tightly sealed.

Specific end use(s) No further relevant information available.

8 Exposure controls/personal protection

Additional information about design of technical systems: No further data; see item 7.

Control parameters

Components with limit values that require monitoring at the workplace:

7775-27-1 disodium peroxodisulphate

TLV (USA)	Long-term value: 0.1 mg/m ³ as Persulfates
-----------	--

Additional information: The lists that were valid during the creation were used as basis.

(Cont. on page 4)

USGHS

Safety Data Sheet

Printing date 03/29/2017

Version Number 1.0

Reviewed on 03/29/2017

Trade name: *Preprufe SCS Hydrophilic Grout Part B Activator*

(Cont. from page 3)

Exposure controls**Personal protective equipment:****General protective and hygienic measures:**

Avoid contact with the eyes and skin.

The usual precautionary measures for handling chemicals should be followed.

Breathing equipment:

Control exposure to ingredients with workplace control parameters if mentioned above. If no ingredients are listed, respiratory protection is generally not required.

If exposure limits are listed and may be exceeded, use approved respiratory protective equipment and filter type appropriate for the listed ingredients. (NIOSH, CEN, etc.).

Protection of hands: Gloves should be worn to prevent skin contact and should be impermeable and resistant to the product.**Material of gloves** Gloves should be worn to prevent skin contact and should be impermeable and resistant to the product.**Eye protection:**

Safety glasses with side shield protection.

Safety glasses with side shields should be worn to prevent contact due to splashing. Under high vapor mist concentrations, tightly sealed goggles should be worn.



A face shield should also be worn if there is potential exposure to splash or spray.

Body protection:

Protective work clothing

Use personal protective equipment as required.

Take off contaminated clothing.

9 Physical and chemical properties**Information on basic physical and chemical properties****General Information****Appearance:**

Form:	Powder
Color:	Colorless
Odor:	Pungent
Odor threshold:	Not determined.

pH-value (~) at 20 °C (68 °F): 6**Change in condition**

Melting point/Melting range:	Undetermined.
Boiling point/Boiling range:	Undetermined.
Flash point:	Not determined

Flammability (solid, gaseous): Contact with combustible material may cause fire.

Decomposition temperature:	Not determined.
Auto igniting:	Product is not self-igniting.
Danger of explosion:	Not determined.

(Cont. on page 5)

USGHS

Safety Data Sheet

Printing date 03/29/2017

Version Number 1.0

Reviewed on 03/29/2017

Trade name: *Preprufe SCS Hydrophilic Grout Part B Activator*

(Cont. from page 4)

Explosion limits:

Lower: Not determined.
Upper: Not determined.
VOC Content (max): Not determined.

Vapor pressure: Not applicable.
Density: (~) at 20 °C (68 °F) 2.6 g/cm³ (21.697 lbs/gal)
Relative density Not determined.
Vapor density Not applicable.
Evaporation rate Not applicable.

Solubility in / Miscibility with Water: Not miscible or difficult to mix.

Partition coefficient (n-octanol/water): Not determined.

Viscosity:
Dynamic: Not applicable.
Kinematic: Not applicable.
Molecular weight 238.09 g/mol
 Not applicable.

Other information No further relevant information available.

10 Stability and reactivity

Reactivity Stable under normal conditions.

Chemical stability

Thermal decomposition: No decomposition if used according to specifications.

Possibility of hazardous reactions No further relevant information available.

Conditions to avoid No further relevant information available.

Incompatible materials: No further relevant information available.

Hazardous decomposition products: Carbon monoxide and carbon dioxide

Additional information: See section 7 for information on handling, storage and conditions to be avoided.

11 Toxicological information**Information on toxicological effects**

Acute toxicity:

Primary irritant effect:

on the skin: No irritating effect expected

on the eye: No irritating effect expected

inhalation: No irritating effect expected

Ingestion: Toxic if swallowed.

Sensitization:

May cause allergy or asthma symptoms or breathing difficulties if inhaled.

May cause an allergic skin reaction.

Additional toxicological information: Toxic

(Cont. on page 6)

USGHS

Safety Data Sheet

Printing date 03/29/2017

Version Number 1.0

Reviewed on 03/29/2017

Trade name: *Preprufe SCS Hydrophilic Grout Part B Activator*

(Cont. from page 5)

Carcinogenic categories**IARC (International Agency for Research on Cancer) Human Carcinogenicity:**
Group 1- Positive, Group 2A- Probable, Group 2B- Possible, Group 3- Not Classifiable

None of the ingredients is listed.

NTP (National Toxicology Program)**K–Known to be carcinogenic, R–May reasonably be anticipated to be carcinogenic**

None of the ingredients is listed.

OSHA-Ca (Occupational Safety & Health Administration)

None of the ingredients is listed.

12 Ecological information**Toxicity****Aquatic toxicity:** No further relevant information available.**Persistence and degradability** No further relevant information available.**Behavior in environmental systems:****Bioaccumulative potential** No further relevant information available.**Mobility in soil** No further relevant information available.**Additional ecological information:****General notes:** Do not allow undiluted product or large quantities of it to reach ground water, water course or sewage system.**Results of PBT and vPvB assessment****PBT:** Not applicable.**vPvB:** Not applicable.**Other adverse effects** No further relevant information available.**13 Disposal considerations****Disposal methods:**

Consult all regulations (federal, state, provincial, local) or a qualified waste disposal firm when characterizing product for disposal. Dispose of waste in accordance with all applicable regulations.

Recommendation:

Must not be disposed of together with household garbage. Do not allow product to reach sewage system.

Uncleaned packagings:**Recommendation:** Dispose of contents/container in accordance with local/regional/national/international regulations.**14 Transport information****UN-Number**

DOT, IMDG, IATA

UN1505

UN proper shipping name

DOT

Sodium persulfate

(Cont. on page 7)

USGHS

Safety Data Sheet

Printing date 03/29/2017

Version Number 1.0

Reviewed on 03/29/2017

Trade name: *Preprufe SCS Hydrophilic Grout Part B Activator*

(Cont. from page 6)

IMDG, IATA

SODIUM PERSULPHATE

Transport hazard class(es)

DOT



Class 5.1 Oxidizing substances
 Label 5.1

IMDG, IATA



Class 5.1 Oxidizing substances
 Label 5.1

Packing group
 DOT, IMDG, IATA

III

Environmental hazards:

Marine pollutant: No

Special precautions for user

Warning: Oxidizing substances

Danger code (Kemler):

50

EMS Number:

F-A,S-Q

Transport/Additional information: Not classified as a dangerous good for transport by road, rail or air.

IMDG

Limited quantities (LQ)
 Excepted quantities (EQ)

5 kg
 Code: E1
 Maximum net quantity per inner packaging: 30 g
 Maximum net quantity per outer packaging: 1000 g

UN "Model Regulation":

UN1505, Sodium persulfate, 5.1, III

15 Regulatory information

SARA (Superfund Amendments and Reauthorization Act)

Section 302/304 (extremely hazardous substances):

None of the ingredients is listed.

Section 313 Reportable Ingredients (Chemicals present below reporting threshold are exempt):

None of the ingredients is listed.

SARA Section 312/Tier I & II Hazard Categories:

Physical Hazard - Oxidizer (solid, liquid, or gas)
 Health Hazard - Acute toxicity (any route of exposure)
 Health Hazard - Respiratory or Skin Sensitization

North America Chemical Inventory Status

TSCA (Toxic Substances Control Act - United States):

All ingredients are listed or exempt from listing unless otherwise noted below.

CEPA (Canadian DSL):

All ingredients are listed or exempt from listing unless otherwise noted below.

(Cont. on page 8)

USGHS

Safety Data Sheet

Printing date 03/29/2017

Version Number 1.0

Reviewed on 03/29/2017

Trade name: *Preprufe SCS Hydrophilic Grout Part B Activator*

(Cont. from page 7)

California Proposition 65**Chemicals known to cause cancer:**

None of the ingredients is listed.

Chemicals known to cause reproductive toxicity for females:

None of the ingredients is listed.

Chemicals known to cause reproductive toxicity for males:

None of the ingredients is listed.

Chemicals known to cause developmental toxicity:

None of the ingredients is listed.

Carcinogenicity Categories**EPA (Environmental Protection Agency)**

None of the ingredients is listed.

TLV-ACGIH (THE American Conference of Governmental Industrial Hygienists)**Human Carcinogen - A1 Confirmed, A2 Suspected, A3 Unknown Relevance, A4 Not Classifiable**

None of the ingredients is listed.

NIOSH-Cancer (National Institute for Occupational Safety and Health)

None of the ingredients is listed.

Volatile Organic Compounds (VOC) reported per the Emission Standards.

If no g/L value is provided this product is not subject to above standard.

16 Other information

The data included herein are presented in accordance with various environment, health and safety regulations. It is the responsibility of a recipient of the data to remain currently informed on chemical hazard information, to design and update its own program and to comply with all national, federal, state and local laws and regulations applicable to safety, occupational health, right-to-know and environmental protection.

Department issuing SDS:

GCP Applied Technologies

62 Whittemore Avenue

Cambridge, MA 02140 USA

USA: +1-617-876-1400 (24 hours)

+1-800-354-5414

Date of preparation / last revision 03/29/2017 / -**The first date of preparation** 01/07/2011**Number of revision times and the latest revision date** 1.0 / 03/29/2017

USGHS

Safety Data Sheet

Printing date 08/22/2019

Version Number 1.0

Reviewed on 08/22/2019

1 Identification

Product identifier

Trade name: ***PREPRUFE® Tapes (All Products)***

SDS ID Number: 153

Relevant identified uses of the substance or mixture, and uses advised against:

Waterproofing.
Specialty construction product. Not intended for other uses.

Details of the supplier of the safety data sheet

Manufacturer/Supplier:

GCP Applied Technologies
62 Whittemore Avenue
Cambridge, MA 02140 USA

GCP Canada, Inc.
294 Clements Road W.
Ajax, Ontario L1S 3C6 Canada

Information department:

Environmental Health & Safety
USA: +1-617-876-1400 (24 hours)
+1-800-354-5414 (8AM - 5PM) Not functional within Massachusetts
CAN: 1-905-683-8561 (24 hours)
Email address: msds.gcp@gcpat.com

Transport Emergency: Chemtrec +1-800-424-9300 (24 hours)

2 Hazard(s) identification

Classification of the substance or mixture

The product is not classified, according to the Globally Harmonized System (GHS).

Additional information:

SDS's are not required for finished articles. nevertheless, the following information is provided to assist with safe use.

Label elements:

Hazard pictograms Not applicable.

Not applicable.

Hazard statements Not applicable.

NFPA ratings (scale 0 - 4)



Health = 0
Fire = 1
Reactivity = 0

HMIS-ratings (scale 0 - 4)



Health = 0
Flammability = 1
Reactivity = 0

Other hazards Contact with residue from adhesive may cause eye and skin irritation.

Safety Data Sheet

Printing date 08/22/2019

Version Number 1.0

Reviewed on 08/22/2019

Trade name: PREPRUFE® Tapes (All Products)

(Cont. from page 1)

Results of PBT and vPvB assessment

PBT: Not applicable.
vPvB: Not applicable.

* **3 Composition/information on ingredients**

Chemical characterization: Mixture

Hazardous components: Not applicable.

Additional information: Non-hazardous ingredients may be listed in Section 15; Right-To-Know disclosure.

* **4 First-aid measures**

Description of first aid measures

General information: Get medical advice/attention if you feel unwell.

After inhalation: No special measures required.

After skin contact: If skin irritation occurs, consult a doctor.

After eye contact:

Rinse cautiously with water for several minutes.
 If symptoms persist, consult a physician.

After swallowing:

Rinse mouth.

Do NOT induce vomiting.

Information for doctor:

Most important symptoms and effects, both acute and delayed No further relevant information available.

Indication of any immediate medical attention and special treatment needed No further relevant information available.

5 Fire-fighting measures

Special hazards arising from the substance or mixture No further relevant information available.

Additional information Collect contaminated fire fighting water separately. It must not enter the sewage system.

* **6 Accidental release measures**

Personal precautions, protective equipment and emergency procedures

Wear protective equipment. Keep unprotected persons away.

Methods and material for containment and cleaning up: Pick up mechanically.

Reference to other sections

See Section 7 for information on safe handling.

See Section 8 for information on personal protection equipment.

See Section 13 for disposal information.

USGHS
 (Cont. on page 3)

Trade name: **PREPRUFE® Tapes (All Products)**

(Cont. from page 2)

7 Handling and storage

Handling:

Precautions for safe handling

Wash thoroughly after handling.

Avoid eye and skin contact with residue from adhesive.

Release liners are slippery. Remove from work area immediately after membrane application.

Membrane is slippery when wet or covered with frost.

Release liners may cause slip and trip hazards.

Do not eat, drink or smoke when using this product.

Wash skin after handling.

For professional use only. Keep out of children's reach.

Information about protection against explosions and fires:

Removal of release liner may generate a static electrical discharge (spark).

Conditions for safe storage, including any incompatibilities

Storage:

Information about storage in one common storage facility: No special measures required.

Further information about storage conditions: Keep receptacle tightly sealed.

Specific end use(s) No further relevant information available.

8 Exposure controls/personal protection

Additional information about design of technical systems: No further data; see item 7.

Control parameters

Components with limit values that require monitoring at the workplace:

The product does not contain any relevant quantities of materials with critical values that have to be monitored at the workplace.

Additional information: The lists that were valid during the creation were used as basis.

Exposure controls

Personal protective equipment:

General protective and hygienic measures:

Avoid contact with the eyes and skin.

The usual precautionary measures for handling chemicals should be followed.

Breathing equipment:

Control exposure to ingredients with workplace control parameters if mentioned above. If no ingredients are listed, respiratory protection is generally not required.

If exposure limits are listed and may be exceeded, use approved respiratory protective equipment and filter type appropriate for the listed ingredients. (NIOSH, CEN, etc.).

Protection of hands: Gloves should be worn to prevent skin contact and should be impermeable and resistant to the product.

Material of gloves Rubber or other impervious gloves should be worn to prevent skin contact.

Eye protection:



Safety glasses with side shield protection.

(Cont. on page 4)

USGHS

Safety Data Sheet

Printing date 08/22/2019

Version Number 1.0

Reviewed on 08/22/2019

Trade name: **PREPRUFE® Tapes (All Products)**

(Cont. from page 3)

Body protection:

Use personal protective equipment as required.

Take off contaminated clothing.

9 Physical and chemical properties**Information on basic physical and chemical properties****General Information****Appearance:**

Form:	Solid
Color:	According to product specification
Odor:	Characteristic
Odor threshold:	Not determined.

pH-value (~): Not applicable.**Change in condition**

Melting point/Melting range:	Undetermined.
Boiling point/Boiling range:	Undetermined.
Flash point:	Not applicable.

Flammability (solid, gaseous): Not determined.**Ignition temperature:** Undetermined.**Decomposition temperature:** Not determined.**Auto igniting:** Not determined.**Danger of explosion:** Product does not present an explosion hazard.**Explosion limits:**

Lower:	Not determined.
Upper:	Not determined.
VOC Content (max):	Not determined.

Vapor pressure:	Not applicable.
Density: (~) at 20 °C (68 °F)	1 g/cm ³ (8.3 lbs/gal)
Relative density	Not determined.
Vapor density	Not determined.

Solubility in / Miscibility with Water: Not miscible or difficult to mix.**Partition coefficient (n-octanol/water):** Not determined.**Viscosity:**

Dynamic:	Not applicable.
Kinematic:	Not applicable.
Molecular weight	Not applicable.

Other information No further relevant information available.**10 Stability and reactivity****Reactivity**

Stable under normal conditions.

No further relevant information available.

Chemical stability**Thermal decomposition:** No decomposition if used according to specifications.

(Cont. on page 5)

USGHS

Safety Data Sheet

Printing date 08/22/2019

Version Number 1.0

Reviewed on 08/22/2019

Trade name: **PREPRUFE® Tapes (All Products)**

(Cont. from page 4)

Possibility of hazardous reactions

No dangerous reactions known.
No further relevant information available.

Conditions to avoid No further relevant information available.

Incompatible materials: No further relevant information available.

Hazardous decomposition products: Carbon monoxide and carbon dioxide

* **11 Toxicological information****Information on toxicological effects**

Acute toxicity:

Primary irritant effect:

on the skin: No irritating effect expected

on the eye: No irritating effect expected

inhalation: No irritating effect expected

Additional toxicological information:

Carcinogenic categories

IARC (International Agency for Research on Cancer) Human Carcinogenicity:
Group 1- Positive, Group 2A- Probable, Group 2B- Possible, Group 3- Not Classifiable

None of the ingredients are listed.

NTP (National Toxicology Program)

K–Known to be carcinogenic, R–May reasonably be anticipated to be carcinogenic

None of the ingredients are listed.

OSHA-Ca (Occupational Safety & Health Administration)

None of the ingredients are listed.

* **12 Ecological information****Toxicity**

Aquatic toxicity: No further relevant information available.

Persistence and degradability No further relevant information available.

Behavior in environmental systems:

Bioaccumulative potential No further relevant information available.

Mobility in soil No further relevant information available.

Additional ecological information:

General notes: Not known to be hazardous to water.

Results of PBT and vPvB assessment

PBT: Not applicable.

vPvB: Not applicable.

Other adverse effects No further relevant information available.

USGHS
(Cont. on page 6)

Safety Data Sheet

Printing date 08/22/2019

Version Number 1.0

Reviewed on 08/22/2019

Trade name: **PREPRUFE® Tapes (All Products)**

(Cont. from page 5)

13 Disposal considerations**Disposal methods:**

Consult all regulations (federal, state, provincial, local) or a qualified waste disposal firm when characterizing product for disposal. Dispose of waste in accordance with all applicable regulations.

Recommendation:

Must not be disposed of together with household garbage. Do not allow product to reach sewage system.

Uncleaned packagings:

Recommendation: Dispose of contents/container in accordance with local/regional/national/international regulations.

14 Transport information**UN-Number**

DOT, IMDG, IATA

Not applicable.

UN proper shipping name

DOT, IMDG, IATA

Not applicable.

Transport hazard class(es)

DOT, IMDG, IATA

Class

Not applicable.

Packing group

DOT, IMDG, IATA

Not applicable.

Environmental hazards:

Marine pollutant:

No

Special precautions for user

Not applicable.

Transport/Additional information: Not classified as a dangerous good for transport by road, rail or air.

DOT

Remarks:

Not Regulated.

UN "Model Regulation":

Not applicable.

15 Regulatory information**SARA (Superfund Amendments and Reauthorization Act)****Section 302/304 (extremely hazardous substances):**

None of the ingredients is listed.

Section 313 Reportable Ingredients (Chemicals present below reporting threshold are exempt):

None of the ingredients is listed.

SARA Section 312/Tier I & II Hazard Categories: None

North America Chemical Inventory Status**TSCA (Toxic Substances Control Act - United States):**

All ingredients are listed or exempt from listing unless otherwise noted below.

CEPA (Canadian DSL):

All ingredients are listed or exempt from listing unless otherwise noted below.

(Cont. on page 7)

USGHS

Safety Data Sheet

Printing date 08/22/2019

Version Number 1.0

Reviewed on 08/22/2019

Trade name: **PREPRUFE® Tapes (All Products)**

(Cont. from page 6)

Right to Know Ingredient Disclosure:

Non-hazardous ingredients

California Proposition 65: (Substances <0.1% unless noted in Section 3)**Chemicals known to cause cancer:**

None of the ingredients is listed.

Chemicals known to cause reproductive toxicity for females:

None of the ingredients are listed.

Chemicals known to cause reproductive toxicity for males:

None of the ingredients are listed.

Chemicals known to cause developmental toxicity:

None of the ingredients are listed.

Carcinogenicity Categories**TLV-ACGIH (THE American Conference of Governmental Industrial Hygienists)****Human Carcinogen - A1 Confirmed, A2 Suspected, A3 Unknown Relevance, A4 Not Classifiable**

None of the ingredients are listed.

NIOSH-Cancer (National Institute for Occupational Safety and Health)

None of the ingredients are listed.

Volatile Organic Compounds (VOC) reported per the Emission Standards.

If no g/L value is provided this product is not subject to above standard.

16 Other information

The data included herein are presented in accordance with various environment, health and safety regulations. It is the responsibility of a recipient of the data to remain currently informed on chemical hazard information, to design and update its own program and to comply with all national, federal, state and local laws and regulations applicable to safety, occupational health, right-to-know and environmental protection.

Department issuing SDS:

GCP Applied Technologies

62 Whittemore Avenue

Cambridge, MA 02140 USA

USA: +1-617-876-1400 (24 hours)

+1-800-354-5414

Other Information:

This SDS is for the following products: PREPRUFE® Detail Tape, PREPRUFE® Tape LT, PREPRUFE® Tape HC, PREPRUFE® CJ Tape LT, & PREPRUFE® CJ Tape HC.

The first date of preparation 03/15/2019**Number of revision times and the latest revision date** 1.0 / 08/22/2019

USGHS

1 Identification

Product identifier

Trade name: *Hydroduct® Waterproofing Products*

SDS ID Number:
2902

Additional Information: Full product name listing available in Section 16.

Relevant identified uses of the substance or mixture, and uses advised against:

Waterproofing.
Specialty construction product. Not intended for other uses.

Details of the supplier of the safety data sheet

Manufacturer/Supplier:
GCP Applied Technologies
62 Whittemore Avenue
Cambridge, MA 02140 USA

GCP Canada, Inc.
294 Clements Road W.
Ajax, Ontario L1S 3C6 Canada

Information department:

Environmental Health & Safety
USA: +1-617-876-1400 (24 hours)
+1-800-354-5414 (8AM - 5PM) Not functional within Massachusetts
CAN: 1-905-683-8561 (24 hours)
Email address: msds.gcp@gcpat.com

Transport Emergency: Chemtrec +1-800-424-9300 (24 hours)

2 Hazard(s) identification

Classification of the substance or mixture

The product is not classified, according to the Globally Harmonized System (GHS).

Additional information:

SDS's are not required for finished articles. nevertheless, the following information is provided to assist with safe use.


Label elements:

Hazard pictograms Not applicable.

Not applicable.

Hazard statements Not applicable.

NFPA ratings (scale 0 - 4)



Health = 0
Fire = 0
Reactivity = 0

HMIS-ratings (scale 0 - 4)



Health = 0
Flammability = 0
Reactivity = 0

Trade name: *Hydroduct® Waterproofing Products*

(Cont. from page 1)

Other hazards

Results of PBT and vPvB assessment

PBT: Not applicable.

vPvB: Not applicable.

3 Composition/information on ingredients

Chemical characterization: Mixture

Hazardous components: Not applicable.

Additional information: Non-hazardous ingredients may be listed in Section 15; Right-To-Know disclosure.

4 First-aid measures

Description of first aid measures

General information: Get medical advice/attention if you feel unwell.

After inhalation: No special measures required.

After skin contact: Due to the physical nature of this product adverse effects are not likely.

After eye contact:

Rinse cautiously with water for several minutes.

If symptoms persist, consult a physician.

After swallowing: Due to physical nature of this product, ingestion is not likely.

Information for doctor:

Most important symptoms and effects, both acute and delayed No further relevant information available.

Indication of any immediate medical attention and special treatment needed No further relevant information available.

5 Fire-fighting measures

Special hazards arising from the substance or mixture No further relevant information available.

Advice for firefighters

Protective equipment: Wear personal protective equipment.

Additional information Collect contaminated fire fighting water separately. It must not enter the sewage system.

6 Accidental release measures

Personal precautions, protective equipment and emergency procedures

Wear protective equipment. Keep unprotected persons away.

Methods and material for containment and cleaning up: No special measures required.

Reference to other sections

See Section 7 for information on safe handling.

See Section 8 for information on personal protection equipment.

See Section 13 for disposal information.

USGHS

(Cont. on page 3)

Trade name: *Hydroduct® Waterproofing Products*

(Cont. from page 2)

7 Handling and storage

Handling:

Precautions for safe handling For professional use only. Keep out of children's reach.

Conditions for safe storage, including any incompatibilities

Storage:

Information about storage in one common storage facility: No special measures required.

Further information about storage conditions: Protect from heat and direct sunlight.

Specific end use(s) No further relevant information available.

8 Exposure controls/personal protection

Additional information about design of technical systems: No further data; see item 7.

Control parameters

Components with limit values that require monitoring at the workplace:

The product does not contain any relevant quantities of materials with critical values that have to be monitored at the workplace.

Additional information: The lists that were valid during the creation were used as basis.

Exposure controls

Personal protective equipment:

General protective and hygienic measures: Use good personal hygiene practices.

Breathing equipment:

Control exposure to ingredients with workplace control parameters if mentioned above. If no ingredients are listed, respiratory protection is generally not required.

If exposure limits are listed and may be exceeded, use approved respiratory protective equipment and filter type appropriate for the listed ingredients. (NIOSH, CEN, etc.).

Protection of hands: No chemical-protective gloves required.

Eye protection:



Safety glasses with side shield protection.

Body protection: Use personal protective equipment as required.

9 Physical and chemical properties

Information on basic physical and chemical properties

General Information

Appearance:

Form:	Solid
Color:	According to product specification
Odor:	Characteristic
Odor threshold:	Not determined.

pH-value (~): Not applicable.

Change in condition

Melting point/Melting range:	Undetermined.
Boiling point/Boiling range:	Undetermined.

(Cont. on page 4)

USGHS

Safety Data Sheet

Printing date 04/13/2018

Version Number 1.0

Reviewed on 04/13/2018

Trade name: *Hydroduct® Waterproofing Products*

(Cont. from page 3)

Flash point:	Not applicable.
Flammability (solid, gaseous):	Not determined.
Ignition temperature:	Undetermined.
Decomposition temperature:	Not determined.
Auto igniting:	Not determined.
Danger of explosion:	Product does not present an explosion hazard.
Explosion limits:	
Lower:	Not determined.
Upper:	Not determined.
VOC Content (max):	Not determined.
Vapor pressure:	Not applicable.
Density: (~) at 20 °C (68 °F)	1 g/cm ³ (8.3 lbs/gal)
Relative density	Not determined.
Vapor density	Not determined.
Solubility in / Miscibility with Water:	Not miscible or difficult to mix.
Partition coefficient (n-octanol/water):	Not determined.
Viscosity:	
Dynamic:	Not applicable.
Kinematic:	Not applicable.
Molecular weight	Not applicable.
Other information	No further relevant information available.

* **10 Stability and reactivity****Reactivity** Stable under normal conditions.**Chemical stability****Thermal decomposition:** No decomposition if used according to specifications.**Possibility of hazardous reactions** No dangerous reactions known.**Conditions to avoid** No further relevant information available.**Incompatible materials:** No further relevant information available.**Hazardous decomposition products:** Carbon monoxide and carbon dioxide* **11 Toxicological information****Information on toxicological effects****Acute toxicity:****Primary irritant effect:****on the skin:** No irritating effect expected**on the eye:** No irritating effect expected**inhalation:** No irritating effect expected

(Cont. on page 5)

USGHS

Safety Data Sheet

Printing date 04/13/2018

Version Number 1.0

Reviewed on 04/13/2018

Trade name: *Hydroduct® Waterproofing Products*

(Cont. from page 4)

Additional toxicological information:**Carcinogenic categories****IARC (International Agency for Research on Cancer) Human Carcinogenicity:**
Group 1- Positive, Group 2A- Probable, Group 2B- Possible, Group 3- Not Classifiable

None of the ingredients is listed.

NTP (National Toxicology Program)**K–Known to be carcinogenic, R–May reasonably be anticipated to be carcinogenic**

None of the ingredients is listed.

OSHA-Ca (Occupational Safety & Health Administration)

None of the ingredients is listed.

12 Ecological information**Toxicity****Aquatic toxicity:** No further relevant information available.**Persistence and degradability** No further relevant information available.**Behavior in environmental systems:****Bioaccumulative potential** No further relevant information available.**Mobility in soil** No further relevant information available.**Additional ecological information:****General notes:** Not known to be hazardous to water.**Results of PBT and vPvB assessment****PBT:** Not applicable.**vPvB:** Not applicable.**Other adverse effects** No further relevant information available.**13 Disposal considerations****Disposal methods:**

Consult all regulations (federal, state, provincial, local) or a qualified waste disposal firm when characterizing product for disposal. Dispose of waste in accordance with all applicable regulations.

Recommendation:

Must not be disposed of together with household garbage. Do not allow product to reach sewage system.

Uncleaned packagings:**Recommendation:** Dispose of contents/container in accordance with local/regional/national/international regulations.**14 Transport information****UN-Number**
DOT, IMDG, IATA

Not applicable.

(Cont. on page 6)

USGHS

Safety Data Sheet

Printing date 04/13/2018

Version Number 1.0

Reviewed on 04/13/2018

Trade name: *Hydroduct® Waterproofing Products*

(Cont. from page 5)

UN proper shipping name
DOT, IMDG, IATA

Not applicable.

Transport hazard class(es)

DOT, IMDG, IATA
Class

Not applicable.

Packing group

DOT, IMDG, IATA

Not applicable.

Environmental hazards:

Marine pollutant:

No

Special precautions for user

Not applicable.

Transport/Additional information: Not classified as a dangerous good for transport by road, rail or air.

DOT

Remarks:

Not Regulated.

UN "Model Regulation":

Not applicable.

15 Regulatory information

SARA (Superfund Amendments and Reauthorization Act)

Section 302/304 (extremely hazardous substances):

None of the ingredients is listed.

Section 313 Reportable Ingredients (Chemicals present below reporting threshold are exempt):

None of the ingredients is listed.

SARA Section 312/Tier I & II Hazard Categories: None

North America Chemical Inventory Status

TSCA (Toxic Substances Control Act - United States):

All ingredients are listed or exempt from listing unless otherwise noted below.

CEPA (Canadian DSL):

All ingredients are listed or exempt from listing unless otherwise noted below.

California Proposition 65: (Substances <0.1% unless noted in Section 3)

Chemicals known to cause cancer:

None of the ingredients is listed.

Chemicals known to cause reproductive toxicity for females:

None of the ingredients is listed.

Chemicals known to cause reproductive toxicity for males:

None of the ingredients is listed.

Chemicals known to cause developmental toxicity:

None of the ingredients is listed.

Carcinogenicity Categories

TLV-ACGIH (THE American Conference of Governmental Industrial Hygienists)

Human Carcinogen - A1 Confirmed, A2 Suspected, A3 Unknown Relevance, A4 Not Classifiable

None of the ingredients is listed.

NIOSH-Cancer (National Institute for Occupational Safety and Health)

None of the ingredients is listed.

Volatile Organic Compounds (VOC) reported per the Emission Standards.

If no g/L value is provided this product is not subject to above standard.

USGHS
(Cont. on page 7)

Safety Data Sheet

Printing date 04/13/2018

Version Number 1.0

Reviewed on 04/13/2018

Trade name: Hydroduct® Waterproofing Products

(Cont. from page 6)

16 Other information

The data included herein are presented in accordance with various environment, health and safety regulations. It is the responsibility of a recipient of the data to remain currently informed on chemical hazard information, to design and update its own program and to comply with all national, federal, state and local laws and regulations applicable to safety, occupational health, right-to-know and environmental protection.

This SDS is for the following products: Hydroduct® 220, Hydroduct® 225, Hydroduct® 500, Hydroduct® 500 RS, Hydroduct® 550, Hydroduct® 550 RS, Hydroduct® 600, Hydroduct® 600 coil, Hydroduct® 660.

Department issuing SDS:

GCP Applied Technologies
62 Whittemore Avenue
Cambridge, MA 02140 USA
USA: +1-617-876-1400 (24 hours)
+1-800-354-5414

Date of preparation / last revision 04/13/2018 / -

The first date of preparation 04/13/2018

Number of revision times and the latest revision date 1.0 / 04/13/2018

USGHS

Safety Data Sheet

Printing date 09/07/2018

Version Number 1.0

Reviewed on 09/07/2018

1 Identification

Product identifier

Trade name: *Preprufe 300R Plus*

SDS ID Number: 2337

Relevant identified uses of the substance or mixture, and uses advised against:

Waterproofing.
Specialty construction product. Not intended for other uses.

Details of the supplier of the safety data sheet

Manufacturer/Supplier:

GCP Applied Technologies
62 Whittemore Avenue
Cambridge, MA 02140 USA

GCP Canada, Inc.
294 Clements Road W.
Ajax, Ontario L1S 3C6 Canada

Information department:

Environmental Health & Safety
USA: +1-617-876-1400 (24 hours)
+1-800-354-5414 (8AM - 5PM) Not functional within Massachusetts
CAN: 1-905-683-8561 (24 hours)
Email address: msds.gcp@gcpat.com

Transport Emergency: Chemtrec +1-800-424-9300 (24 hours)

2 Hazard(s) identification

Classification of the substance or mixture

The product is not classified, according to the Globally Harmonized System (GHS).

Additional information:

SDS's are not required for finished articles. nevertheless, the following information is provided to assist with safe use.

Label elements:

Hazard pictograms Not applicable.

Not applicable.

Hazard statements Not applicable.

NFPA ratings (scale 0 - 4)



Health = 0
Fire = 0
Reactivity = 0

HMIS-ratings (scale 0 - 4)



Health = 0
Flammability = 0
Reactivity = 0

Other hazards Contact with residue from adhesive may cause eye and skin irritation.

Trade name: *Preprufe 300R Plus*

(Cont. from page 1)

Results of PBT and vPvB assessment

PBT: Not applicable.
vPvB: Not applicable.

3 Composition/information on ingredients

Chemical characterization: Mixture

Hazardous components: Not applicable.

Additional information: Non-hazardous ingredients may be listed in Section 15; Right-To-Know disclosure.

4 First-aid measures

Description of first aid measures

General information: Get medical advice/attention if you feel unwell.

After inhalation: No special measures required.

After skin contact:

Immediately wash contaminated skin with soap or mild detergent and water. If this chemical soaks clothing, immediately remove clothing and wash skin.

If skin irritation occurs, consult a doctor.

After eye contact:

Rinse cautiously with water for several minutes.

If symptoms persist, consult a physician.

After swallowing:

Rinse mouth.

Do NOT induce vomiting.

Information for doctor:

Most important symptoms and effects, both acute and delayed No further relevant information available.

Indication of any immediate medical attention and special treatment needed No further relevant information available.

5 Fire-fighting measures

Special hazards arising from the substance or mixture No further relevant information available.

Additional information Collect contaminated fire fighting water separately. It must not enter the sewage system.

6 Accidental release measures

Personal precautions, protective equipment and emergency procedures

Wear protective equipment. Keep unprotected persons away.

Methods and material for containment and cleaning up: Pick up mechanically.

Reference to other sections

See Section 7 for information on safe handling.

See Section 8 for information on personal protection equipment.

See Section 13 for disposal information.

USGHS

(Cont. on page 3)

Trade name: *Preprufe 300R Plus*

(Cont. from page 2)

7 Handling and storage

Handling:

Precautions for safe handling

Wash thoroughly after handling.

Avoid eye and skin contact with residue from adhesive.

Release liners are slippery. Remove from work area immediately after membrane application.

Membrane is slippery when wet or covered with frost.

Release liners may cause slip and trip hazards.

Do not eat, drink or smoke when using this product.

Wash skin after handling.

For professional use only. Keep out of children's reach.

Information about protection against explosions and fires:

Removal of release liner may generate a static electrical discharge (spark).

Conditions for safe storage, including any incompatibilities

Storage:

Information about storage in one common storage facility: No special measures required.

Further information about storage conditions: Keep receptacle tightly sealed.

Specific end use(s) No further relevant information available.

8 Exposure controls/personal protection

Additional information about design of technical systems: No further data; see item 7.

Control parameters

Components with limit values that require monitoring at the workplace:

The product does not contain any relevant quantities of materials with critical values that have to be monitored at the workplace.

Additional information: The lists that were valid during the creation were used as basis.

Exposure controls

Personal protective equipment:

General protective and hygienic measures:

Avoid contact with the eyes and skin.

The usual precautionary measures for handling chemicals should be followed.

Breathing equipment:

Control exposure to ingredients with workplace control parameters if mentioned above. If no ingredients are listed, respiratory protection is generally not required.

If exposure limits are listed and may be exceeded, use approved respiratory protective equipment and filter type appropriate for the listed ingredients. (NIOSH, CEN, etc.).

Protection of hands: Gloves should be worn to prevent skin contact and should be impermeable and resistant to the product.

Material of gloves

Gloves should be worn to prevent skin contact and should be impermeable and resistant to the product.

Rubber or other impervious gloves should be worn to prevent skin contact.

(Cont. on page 4)

USGHS

Safety Data Sheet

Printing date 09/07/2018

Version Number 1.0

Reviewed on 09/07/2018

Trade name: *Preprufe 300R Plus*

(Cont. from page 3)

Eye protection:

Safety glasses with side shield protection.

Body protection:

Use personal protective equipment as required.

Take off contaminated clothing.

9 Physical and chemical properties

Information on basic physical and chemical properties

General Information**Appearance:**

Form:	Solid
Color:	According to product specification
Odor:	Characteristic
Odor threshold:	Not determined.

pH-value (~): Not applicable.

Change in condition

Melting point/Melting range:	Undetermined.
Boiling point/Boiling range:	Undetermined.
Flash point:	Not applicable.

Flammability (solid, gaseous): Not determined.

Ignition temperature: Undetermined.

Decomposition temperature: Not determined.

Auto igniting: Not determined.

Danger of explosion: Product does not present an explosion hazard.

Explosion limits:

Lower:	Not determined.
Upper:	Not determined.
VOC Content (max):	Not determined.

Vapor pressure:	Not applicable.
Density: (~) at 20 °C (68 °F)	1 g/cm ³ (8.3 lbs/gal)
Relative density	Not determined.
Vapor density	Not determined.

Solubility in / Miscibility with Water: Not miscible or difficult to mix.

Partition coefficient (n-octanol/water): Not determined.

Viscosity:

Dynamic:	Not applicable.
Kinematic:	Not applicable.
Molecular weight	Not applicable.

Other information No further relevant information available.

10 Stability and reactivity

Reactivity Stable under normal conditions.

(Cont. on page 5)

USGHS

Trade name: *Preprufe 300R Plus*

(Cont. from page 4)

Chemical stability**Thermal decomposition:** No decomposition if used according to specifications.**Possibility of hazardous reactions** No dangerous reactions known.**Conditions to avoid** No further relevant information available.**Incompatible materials:** No further relevant information available.**Hazardous decomposition products:** Carbon monoxide and carbon dioxide

11 Toxicological information

Information on toxicological effects**Acute toxicity:****Primary irritant effect:****on the skin:** No irritating effect expected**on the eye:** No irritating effect expected**inhalation:** No irritating effect expected**Additional toxicological information:****Carcinogenic categories**

IARC (International Agency for Research on Cancer) Human Carcinogenicity:
Group 1- Positive, Group 2A- Probable, Group 2B- Possible, Group 3- Not Classifiable

None of the ingredients are listed.

NTP (National Toxicology Program)**K–Known to be carcinogenic, R–May reasonably be anticipated to be carcinogenic**

None of the ingredients are listed.

OSHA-Ca (Occupational Safety & Health Administration)

None of the ingredients are listed.

12 Ecological information

Toxicity**Aquatic toxicity:** No further relevant information available.**Persistence and degradability** No further relevant information available.**Behavior in environmental systems:****Bioaccumulative potential** No further relevant information available.**Mobility in soil** No further relevant information available.**Additional ecological information:****General notes:** Not known to be hazardous to water.**Results of PBT and vPvB assessment****PBT:** Not applicable.**vPvB:** Not applicable.**Other adverse effects** No further relevant information available.

USGHS
 (Cont. on page 6)

Safety Data Sheet

Printing date 09/07/2018

Version Number 1.0

Reviewed on 09/07/2018

Trade name: *Preprufe 300R Plus*

(Cont. from page 5)

13 Disposal considerations**Disposal methods:**

Consult all regulations (federal, state, provincial, local) or a qualified waste disposal firm when characterizing product for disposal. Dispose of waste in accordance with all applicable regulations.

Recommendation:

Must not be disposed of together with household garbage. Do not allow product to reach sewage system.

Uncleaned packagings:

Recommendation: Dispose of contents/container in accordance with local/regional/national/international regulations.

14 Transport information**UN-Number**

DOT, IMDG, IATA

Not applicable.

UN proper shipping name

DOT, IMDG, IATA

Not applicable.

Transport hazard class(es)

DOT, IMDG, IATA

Class

Not applicable.

Packing group

DOT, IMDG, IATA

Not applicable.

Environmental hazards:

Marine pollutant:

No

Special precautions for user

Not applicable.

Transport/Additional information: Not classified as a dangerous good for transport by road, rail or air.

DOT

Remarks:

Not Regulated.

15 Regulatory information**SARA (Superfund Amendments and Reauthorization Act)****Section 302/304 (extremely hazardous substances):**

None of the ingredients is listed.

Section 313 Reportable Ingredients (Chemicals present below reporting threshold are exempt):

None of the ingredients is listed.

SARA Section 312/Tier I & II Hazard Categories: None

North America Chemical Inventory Status**TSCA (Toxic Substances Control Act - United States):**

All ingredients are listed or exempt from listing unless otherwise noted below.

CEPA (Canadian DSL):

All ingredients are listed or exempt from listing unless otherwise noted below.

Right to Know Ingredient Disclosure:

Non Hazardous / Non Regulated Components

(Cont. on page 7)

USGHS

Safety Data Sheet

Printing date 09/07/2018

Version Number 1.0

Reviewed on 09/07/2018

Trade name: *Preprufe 300R Plus*

(Cont. from page 6)

Non-hazardous ingredients

California Proposition 65: (Substances <0.1% unless noted in Section 3)**Chemicals known to cause cancer:**

None of the ingredients is listed.

Chemicals known to cause reproductive toxicity for females:

None of the ingredients are listed.

Chemicals known to cause reproductive toxicity for males:

None of the ingredients are listed.

Chemicals known to cause developmental toxicity:

None of the ingredients are listed.

Carcinogenicity Categories**TLV-ACGIH (THE American Conference of Governmental Industrial Hygienists)****Human Carcinogen - A1 Confirmed, A2 Suspected, A3 Unknown Relevance, A4 Not Classifiable**

None of the ingredients are listed.

NIOSH-Cancer (National Institute for Occupational Safety and Health)

None of the ingredients are listed.

Volatile Organic Compounds (VOC) reported per the Emission Standards.

If no g/L value is provided this product is not subject to above standard.

16 Other information

The data included herein are presented in accordance with various environment, health and safety regulations. It is the responsibility of a recipient of the data to remain currently informed on chemical hazard information, to design and update its own program and to comply with all national, federal, state and local laws and regulations applicable to safety, occupational health, right-to-know and environmental protection.

Department issuing SDS:

GCP Applied Technologies

62 Whittemore Avenue

Cambridge, MA 02140 USA

USA: +1-617-876-1400 (24 hours)

+1-800-354-5414

Date of preparation / last revision 09/07/2018 / -**The first date of preparation** 09/07/2018**Number of revision times and the latest revision date** 1.0 / 09/07/2018

USGHS

Safety Data Sheet

Printing date 01/25/2018

Version Number 1.0

Reviewed on 01/25/2018

1 Identification

Product identifier

Trade name: *Preprufe® 160R Plus*

SDS ID Number: 2718

Relevant identified uses of the substance or mixture, and uses advised against:

Waterproofing.
Specialty construction product. Not intended for other uses.

Details of the supplier of the safety data sheet

Manufacturer/Supplier:
GCP Applied Technologies
62 Whittemore Avenue
Cambridge, MA 02140 USA

GCP Canada, Inc.
294 Clements Road W.
Ajax, Ontario L1S 3C6 Canada

Information department:

Environmental Health & Safety
USA: +1-617-876-1400 (24 hours)
+1-800-354-5414 (8AM - 5PM) Not functional within Massachusetts
CAN: 1-905-683-8561 (24 hours)
Email address: msds.gcp@gcpat.com

Transport Emergency: Chemtrec +1-800-424-9300 (24 hours)

2 Hazard(s) identification

Classification of the substance or mixture

The product is not classified according to the Globally Harmonized System (GHS).

Additional information:

SDS's are not required for finished articles. nevertheless, the following information is provided to assist with safe use.

Label elements:

Hazard pictograms Not applicable.

Not applicable.

Hazard statements Not applicable.

NFPA ratings (scale 0 - 4)



Health = 1
Fire = 1
Reactivity = 0

HMIS-ratings (scale 0 - 4)



Health = 1
Flammability = 1
Reactivity = 0

Other hazards Contact with residue from adhesive may cause eye and skin irritation.

Results of PBT and vPvB assessment

PBT: Not applicable.

Safety Data Sheet

Printing date 01/25/2018

Version Number 1.0

Reviewed on 01/25/2018

Trade name: **Preprufe® 160R Plus**

(Cont. from page 1)

vPvB: Not applicable.

* **3 Composition/information on ingredients****Chemical characterization: Mixture****Hazardous components:** Not applicable.**Additional information:** Non-hazardous ingredients may be listed in Section 15; Right-To-Know disclosure.* **4 First-aid measures****Description of first aid measures****General information:** Get medical advice/attention if you feel unwell.**After inhalation:** No special measures required.**After skin contact:**

Immediately wash contaminated skin with soap or mild detergent and water. If this chemical soaks clothing, immediately remove clothing and wash skin.

If skin irritation occurs, consult a doctor.

After eye contact:

Rinse cautiously with water for several minutes.

If symptoms persist, consult a physician.

After swallowing:

Rinse mouth.

Do NOT induce vomiting.

Information for doctor:**Most important symptoms and effects, both acute and delayed** No further relevant information available.**Indication of any immediate medical attention and special treatment needed** No further relevant information available.* **5 Fire-fighting measures****Special hazards arising from the substance or mixture** No further relevant information available.**Additional information** Collect contaminated fire fighting water separately. It must not enter the sewage system.* **6 Accidental release measures****Personal precautions, protective equipment and emergency procedures**

Wear protective equipment. Keep unprotected persons away.

Methods and material for containment and cleaning up: Pick up mechanically.**Reference to other sections**

See Section 7 for information on safe handling.

See Section 8 for information on personal protection equipment.

See Section 13 for disposal information.

USGHS

(Cont. on page 3)

Trade name: **Preprufe® 160R Plus**

(Cont. from page 2)

7 Handling and storage

Handling:

Precautions for safe handling

Wash thoroughly after handling.

Avoid eye and skin contact with residue from adhesive.

Release liners are slippery. Remove from work area immediately after membrane application.

Membrane is slippery when wet or covered with frost.

Release liners may cause slip and trip hazards.

Do not eat, drink or smoke when using this product.

Wash skin after handling.

For professional use only. Keep out of children's reach.

Information about protection against explosions and fires:

Removal of release liner may generate a static electrical discharge (spark).

Conditions for safe storage, including any incompatibilities

Storage:

Information about storage in one common storage facility: No special measures required.

Further information about storage conditions: Keep receptacle tightly sealed.

Specific end use(s) No further relevant information available.

8 Exposure controls/personal protection

Additional information about design of technical systems: No further data; see item 7.

Control parameters

Components with limit values that require monitoring at the workplace:

The product does not contain any relevant quantities of materials with critical values that have to be monitored at the workplace.

Additional information: The lists that were valid during the creation were used as basis.

Exposure controls

Personal protective equipment:

General protective and hygienic measures:

Avoid contact with the eyes and skin.

The usual precautionary measures for handling chemicals should be followed.

Breathing equipment:

Control exposure to ingredients with workplace control parameters if mentioned above. If no ingredients are listed, respiratory protection is generally not required.

If exposure limits are listed and may be exceeded, use approved respiratory protective equipment and filter type appropriate for the listed ingredients. (NIOSH, CEN, etc.).

Protection of hands: Gloves should be worn to prevent skin contact and should be impermeable and resistant to the product.

Material of gloves Gloves should be worn to prevent skin contact and should be impermeable and resistant to the product.

Eye protection:



Safety glasses with side shield protection.

(Cont. on page 4)

USGHS

Safety Data Sheet

Printing date 01/25/2018

Version Number 1.0

Reviewed on 01/25/2018

Trade name: *Preprufe® 160R Plus*

(Cont. from page 3)

Body protection:

Use personal protective equipment as required.

Take off contaminated clothing.

9 Physical and chemical properties**Information on basic physical and chemical properties****General Information****Appearance:**

Form:	Solid
Color:	According to product specification
Odor:	Characteristic
Odor threshold:	Not determined.

pH-value (~): Not applicable.**Change in condition**

Melting point/Melting range:	Undetermined.
Boiling point/Boiling range:	Undetermined.
Flash point:	Not applicable.

Flammability (solid, gaseous): Not determined.**Ignition temperature:** Undetermined.**Decomposition temperature:** Not determined.**Auto igniting:** Product is not self-igniting.**Danger of explosion:** Product does not present an explosion hazard.**Explosion limits:**

Lower:	Not determined.
Upper:	Not determined.
VOC Content (max):	Not determined.

Vapor pressure:	Not applicable.
Density: (~) at 20 °C (68 °F)	1 g/cm ³ (8.3 lbs/gal)
Relative density	Not determined.
Vapor density	Not applicable.
Evaporation rate	Not applicable.

Solubility in / Miscibility with Water: Not miscible or difficult to mix.**Partition coefficient (n-octanol/water):** Not determined.**Viscosity:**

Dynamic:	Not applicable.
Kinematic:	Not applicable.
Molecular weight	Not applicable.

Other information No further relevant information available.**10 Stability and reactivity****Reactivity** Stable under normal conditions.**Chemical stability****Thermal decomposition:** No decomposition if used according to specifications.**Possibility of hazardous reactions** No dangerous reactions known.**Conditions to avoid** No further relevant information available.

(Cont. on page 5)

USGHS

Trade name: Preprufe® 160R Plus

(Cont. from page 4)

Incompatible materials: No further relevant information available.

Hazardous decomposition products: Carbon monoxide and carbon dioxide

11 Toxicological information

Information on toxicological effects

Acute toxicity:

Primary irritant effect:

on the skin: No irritating effect expected

on the eye: No irritating effect expected

inhalation: No irritating effect expected

Additional toxicological information:

Carcinogenic categories

IARC (International Agency for Research on Cancer) Human Carcinogenicity:
Group 1- Positive, Group 2A- Probable, Group 2B- Possible, Group 3- Not Classifiable

None of the ingredients is listed.

NTP (National Toxicology Program)

K–Known to be carcinogenic, R–May reasonably be anticipated to be carcinogenic

None of the ingredients is listed.

OSHA-Ca (Occupational Safety & Health Administration)

None of the ingredients is listed.

12 Ecological information

Toxicity

Aquatic toxicity: No further relevant information available.

Persistence and degradability No further relevant information available.

Behavior in environmental systems:

Bioaccumulative potential No further relevant information available.

Mobility in soil No further relevant information available.

Additional ecological information:

General notes: Not known to be hazardous to water.

Results of PBT and vPvB assessment

PBT: Not applicable.

vPvB: Not applicable.

Other adverse effects No further relevant information available.

13 Disposal considerations

Disposal methods:

Consult all regulations (federal, state, provincial, local) or a qualified waste disposal firm when characterizing product for disposal. Dispose of waste in accordance with all applicable regulations.

(Cont. on page 6)

USGHS

Safety Data Sheet

Printing date 01/25/2018

Version Number 1.0

Reviewed on 01/25/2018

Trade name: *Preprufe® 160R Plus*

(Cont. from page 5)

Recommendation:

Must not be disposed of together with household garbage. Do not allow product to reach sewage system.

Uncleaned packagings:

Recommendation: Dispose of contents/container in accordance with local/regional/national/international regulations.

* **14 Transport information****UN-Number**

DOT, IMDG, IATA Not applicable.

UN proper shipping name

DOT, IMDG, IATA Not applicable.

Transport hazard class(es)

DOT, IMDG, IATA Class Not applicable.

Packing group

DOT, IMDG, IATA Not applicable.

Environmental hazards:

Marine pollutant: No

Special precautions for user

Not applicable.

Transport/Additional information: Not classified as a dangerous good for transport by road, rail or air.

DOT

Remarks: Not Regulated.

UN "Model Regulation":

Not applicable.

* **15 Regulatory information****SARA (Superfund Amendments and Reauthorization Act)****Section 302/304 (extremely hazardous substances):**

None of the ingredients is listed.

Section 313 Reportable Ingredients (Chemicals present below reporting threshold are exempt):

None of the ingredients is listed.

SARA Section 312/Tier I & II Hazard Categories: None

North America Chemical Inventory Status**TSCA (Toxic Substances Control Act - United States):**

All ingredients are listed or exempt from listing unless otherwise noted below.

CEPA (Canadian DSL):

All ingredients are listed or exempt from listing unless otherwise noted below.

California Proposition 65: (Substances <0.1% unless noted in Section 3)**Chemicals known to cause cancer:**

None of the ingredients is listed.

Chemicals known to cause reproductive toxicity for females:

None of the ingredients is listed.

(Cont. on page 7)

USGHS

Safety Data Sheet

Printing date 01/25/2018

Version Number 1.0

Reviewed on 01/25/2018

Trade name: **Preprufe® 160R Plus**

(Cont. from page 6)

Chemicals known to cause reproductive toxicity for males:

None of the ingredients is listed.

Chemicals known to cause developmental toxicity:

None of the ingredients is listed.

Carcinogenicity Categories**TLV-ACGIH (THE American Conference of Governmental Industrial Hygienists)****Human Carcinogen - A1 Confirmed, A2 Suspected, A3 Unknown Relevance, A4 Not Classifiable**

None of the ingredients is listed.

NIOSH-Cancer (National Institute for Occupational Safety and Health)

None of the ingredients is listed.

Volatile Organic Compounds (VOC) reported per the Emission Standards.

If no g/L value is provided this product is not subject to above standard.

16 Other information

The data included herein are presented in accordance with various environment, health and safety regulations. It is the responsibility of a recipient of the data to remain currently informed on chemical hazard information, to design and update its own program and to comply with all national, federal, state and local laws and regulations applicable to safety, occupational health, right-to-know and environmental protection.

Department issuing SDS:

GCP Applied Technologies

62 Whittemore Avenue

Cambridge, MA 02140 USA

USA: +1-617-876-1400 (24 hours)

+1-800-354-5414

Date of preparation / last revision 01/25/2018 / -**The first date of preparation** 09/19/2016**Number of revision times and the latest revision date** 1.0 / 01/25/2018

USGHS

PREPRUFE® SCS System

Five Year Material Warranty

WARRANTY NO. _____

NAME OF BUILDING _____

LOCATION OF BUILDING _____

NAME OF OWNER _____

CONTRACTOR _____

PRODUCT(S) USED PREPRUFE® SCS

TOTAL AREA (SF) _____

DATE OF COMPLETED INSTALLATION _____

GCP Applied Technologies Inc. ("GCP") hereby warrants that for a period of Five (5) years from the date of completion of installation identified above:

1. Water will not leak directly through the PREPRUFE® SCS System ("System" – the System is the PREPRUFE® SCS composite membrane, PREPRUFE® SCS grout and accessories in order to complete the installation) as a result of deterioration of the System caused by ordinary wear and tear and the effects thereof.
2. The System will bridge ruptures caused by cracking of the immediate substrate up to 1/16th of an inch wide.

If at any time during such Five (5) year period the System is found by GCP not to comply with this warranty, then GCP will supply to the owner a replacement System in a quantity equal to the material found to be nonconforming, with a value not to exceed the purchase price for the material paid to GCP for the original installation.

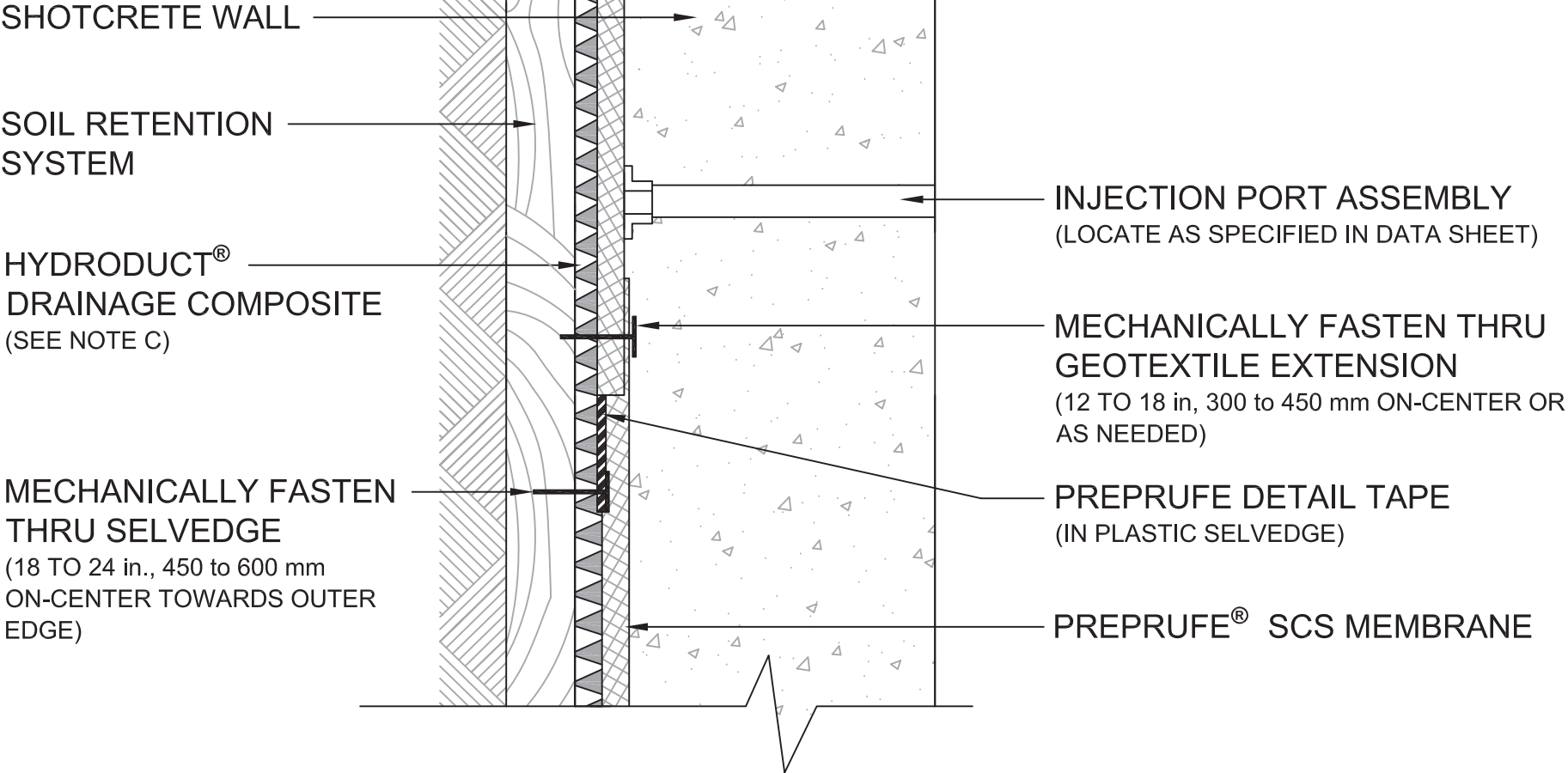
This warranty does not apply to any failure caused by or due to workmanship or improper installation of the System, abuse of the System, or chemical incompatibility with other materials, acts of God, inadequate or faulty design of the subject structure or to repairs or installations made by other persons. In addition, this warranty does not cover any costs or expenses associated with 1) the removal, excavation or replacement of any material in connection with the testing, repair, removal or replacement of the System and, 2) damages or repairs of any kind or nature to the subject building or its' contents from leaking water or otherwise.

THE FOREGOING WARRANTY IS EXCLUSIVE AND IS IN LIEU OF ANY AND ALL OTHER GUARANTEES OR WARRANTIES, EXPRESS OR IMPLIED, INCLUDING WITHOUT LIMITATION THE IMPLIED WARRANTY OF MERCHANTABILITY AND FITNESS FOR A PARTICULAR PURPOSE. THE REMEDIES OF THE OWNER FOR ANY BREACH OF THIS WARRANTY SHALL BE LIMITED TO THOSE HEREIN PROVIDED TO THE EXCLUSION OF ANY AND ALL OTHER REMEDIES. GCP SHALL NOT BE LIABLE IN ANY CASE FOR ANY DAMAGE TO THE BUILDING OR THE CONTENTS THEREOF, NOR WILL IT BE RESPONSIBLE FOR SPECIAL, INCIDENTAL, CONSEQUENTIAL, OR PENAL DAMAGES. NO AGREEMENT VARYING OR EXTENDING THE FOREGOING WARRANTY REMEDIES WILL BE BINDING UPON GCP UNLESS IN WRITING, SIGNED BY A DULY AUTHORIZED OFFICER OF GCP.

GCP Applied Technologies Inc.

By Title _____ Date _____

PLAN VIEW



- NOTES:
- A) USE SEAM ROLLER TO ENSURE PROPER SEAL FOR PREPRUFE DETAIL TAPE
 - B) DO NOT POSITION INJECTION PORT ASSEMBLY DIRECTLY OVER THE SIDE LAP
 - C) IF HYDRODUCT IS USED AS PART OF THE DRAINAGE SYSTEM, 6 MIL, 1.5 mm POLY IS REQUIRED BETWEEN THE HYDRODUCT AND THE PREPRUFE SCS MEMBRANE



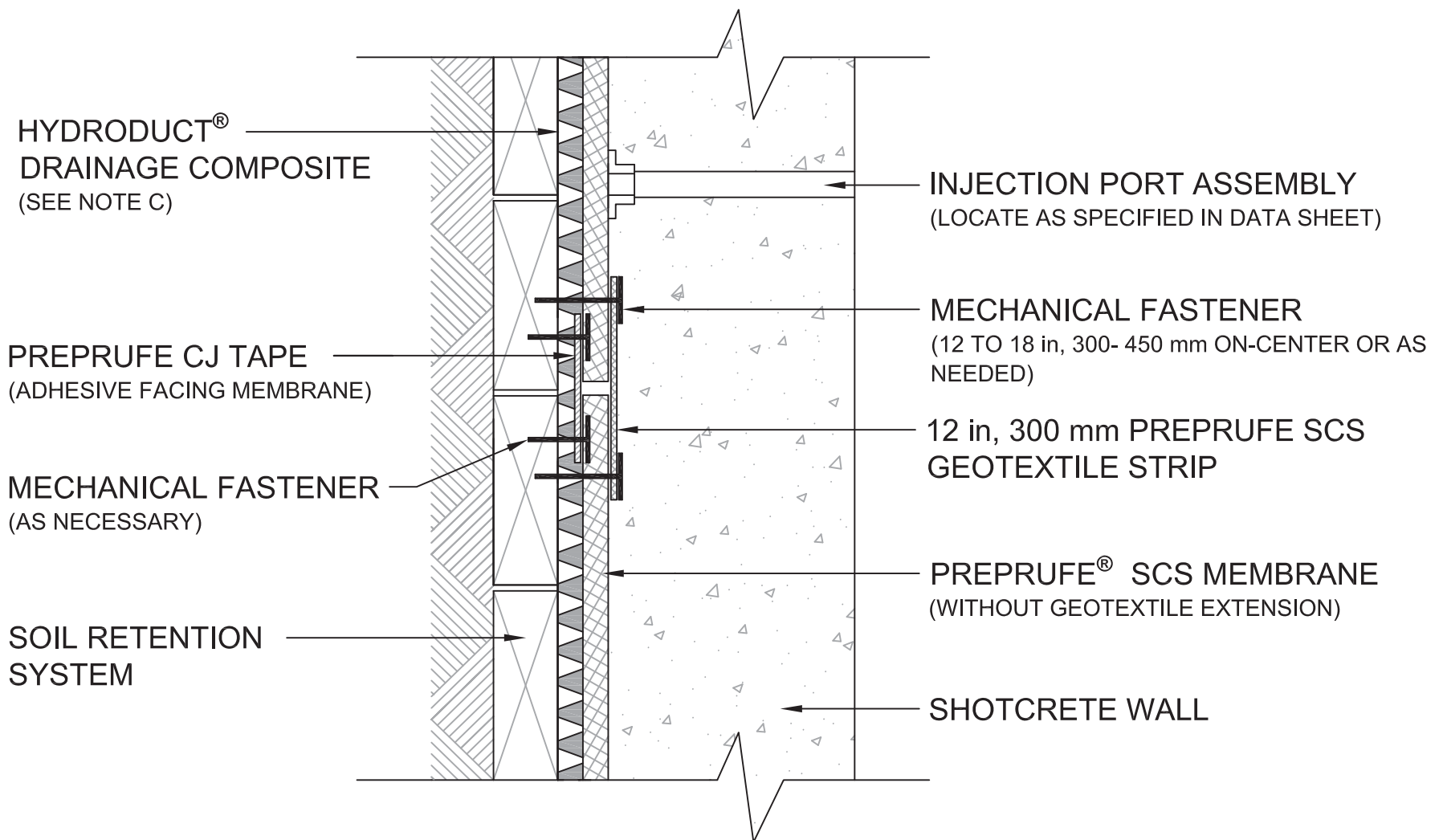
SIDE LAP PREPRUFE® SCS WATERPROOFING SYSTEM FOR SHOTCRETE

DRAWING: SCS 001

SCALE: Not to scale

EFFECTIVE DATE: 08/1/2016

SUPERSEDES: 03172014

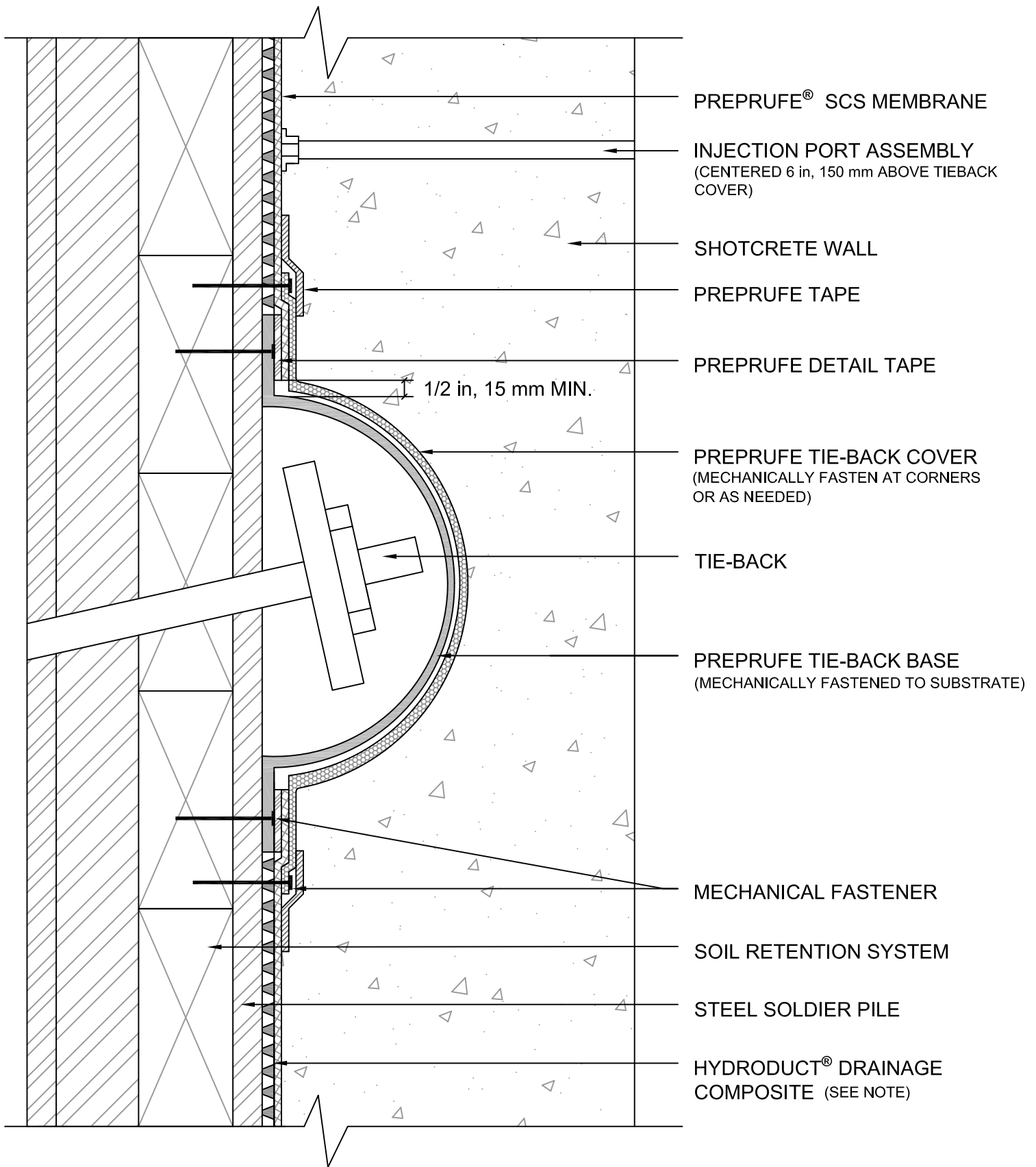


- NOTES: A) USE SEAM ROLLER TO ENSURE PROPER SEAL TO THE INVERTED PREPRUFE CJ TAPE
 B) DO NOT POSITION INJECTION PORT ASSEMBLY DIRECTLY OVER THE END LAP
 C) IF HYDRODUCT IS USED AS PART OF THE DRAINAGE SYSTEM, 6 MIL, 1.5 mm POLY IS REQUIRED BETWEEN THE HYDRODUCT AND THE PREPRUFE SCS MEMBRANE



END LAP
PREPRUFE® SCS
WATERPROOFING SYSTEM FOR SHOTCRETE

DRAWING: SCS 002
SCALE: Not to scale
EFFECTIVE DATE: 08/1/2016
SUPERSEDES: 03172014



NOTE: IF HYDRODUCT IS USED AS PART OF THE DRAINAGE SYSTEM, 6 MIL, 1.5 mm POLY IS REQUIRED BETWEEN THE HYDRODUCT AND THE PREPRUFE SCS MEMBRANE



TIE-BACK COVER PREPRUFE® SCS

WATERPROOFING SYSTEM FOR SHOTCRETE

DRAWING: SCS 003

SCALE: Not to scale

EFFECTIVE DATE: 08/1/2016

SUPERSEDES: 03172014

HYDRODUCT®
DRAINAGE COMPOSITE
(SEE NOTE B)

PENETRATION
- SECURELY FIXED
TO SUBSTRATE
- FREE OF CONNECTORS,
COUPLINGS, ETC., FOR
A MIN. OF 6 in, 150 mm
FROM THE MEMBRANE

MECHANICAL FASTENER
(AS NECESSARY)

SOIL RETENTION
SYSTEM

INJECTION PORT ASSEMBLY
(LOCATE AS SPECIFIED IN DATA SHEET)

PREPRUFE HYDROPHILIC SEALANT
(EXTEND 1 in, 25mm ONTO MEMBRANE AT
90 mil, 2.5 mm)

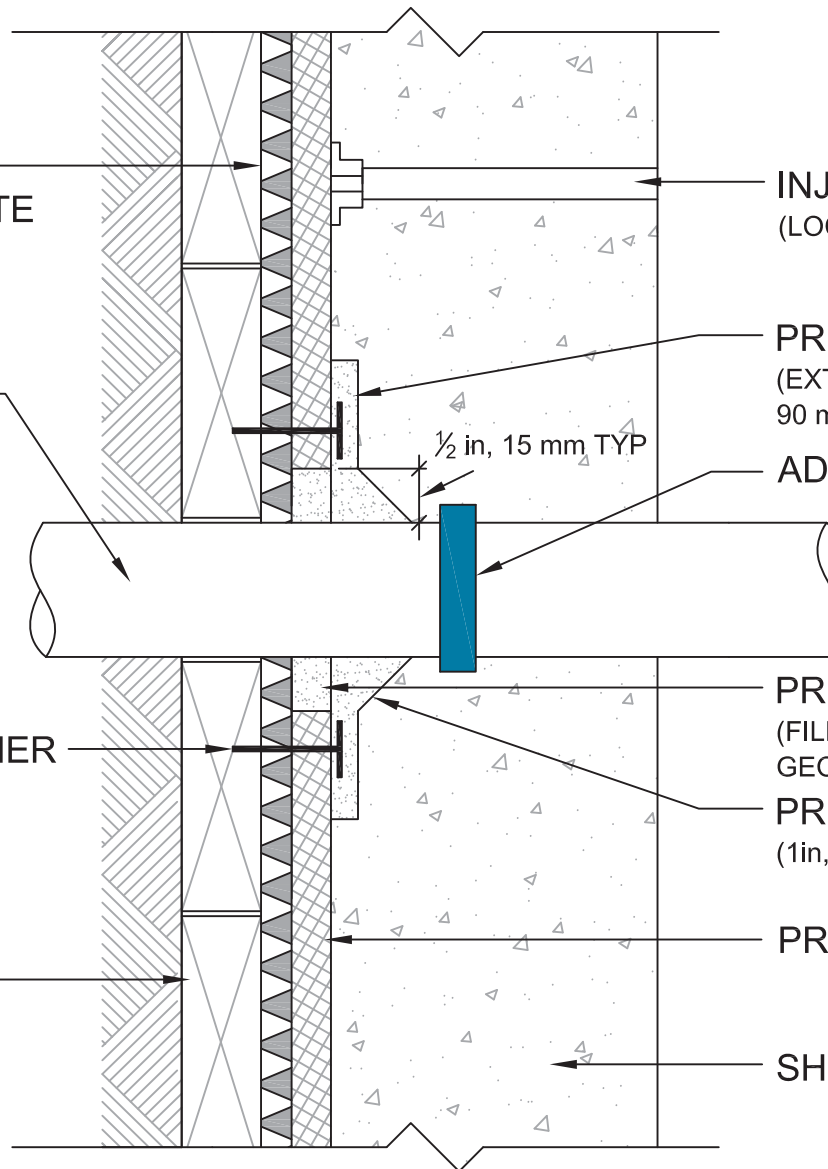
ADCOR® WATERSTOP (SEE NOTE C)

PREPRUFE HYDROPHILIC SEALANT
(FILL MEMBRANE AFTER TRIMMING
GEOTEXTILE FABRIC) - (SEE NOTE A - STEP 1)

PREPRUFE HYDROPHILIC SEALANT
(1in, 25 mm FILLET) - (SEE NOTE A - STEP 2)

PREPRUFE® SCS MEMBRANE

SHOTCRETE WALL



- NOTE:
- A) APPLY PREPRUFE HYDROPHILIC SEALANT IN TWO SEPARATE APPLICATIONS
STEP 1 - SEAL EDGE OF TRIMMED MEMBRANE TO THE PENETRATION AS SHOWN ABOVE
STEP 2 - APPLY 1 in, 25 mm FILLET EXTENDING OVER PREPRUFE SCS MEMBRANE AS SHOWN ABOVE
 - B) IF HYDRODUCT IS USED AS PART OF THE DRAINAGE SYSTEM, 6 MIL 1.5 mm POLY IS REQUIRED BETWEEN THE HYDRODUCT AND THE PREPRUFE SCS MEMBRANE
 - C) GCP MAY REQUIRE AN ALTERNATE GCP WATERSTOP BASED ON DESIGN CONDITIONS



PENETRATION PREPRUFE® SCS WATERPROOFING SYSTEM FOR SHOTCRETE

DRAWING: SCS 004

SCALE: Not to scale

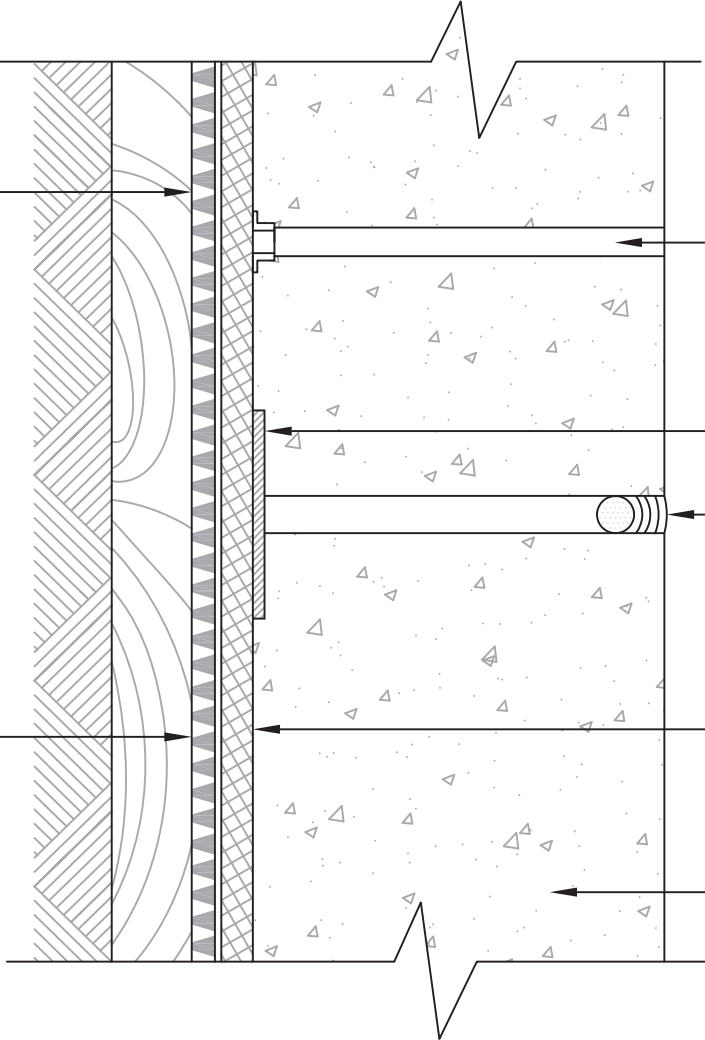
EFFECTIVE DATE: 08/01/2016

SUPERSEDES: 03172014

PLAN VIEW

HYDRODUCT®
DRAINAGE COMPOSITE
(SEE NOTE B)

SOIL RETENTION
SYSTEM



INJECTION PORT ASSEMBLY
(LOCATE AS SPECIFIED IN DATA SHEET)

PREPRUFE CJ TAPE

JOINT SYSTEM
(BY OTHERS)

PREPRUFE® SCS MEMBRANE

SHOTCRETE WALL

NOTES:

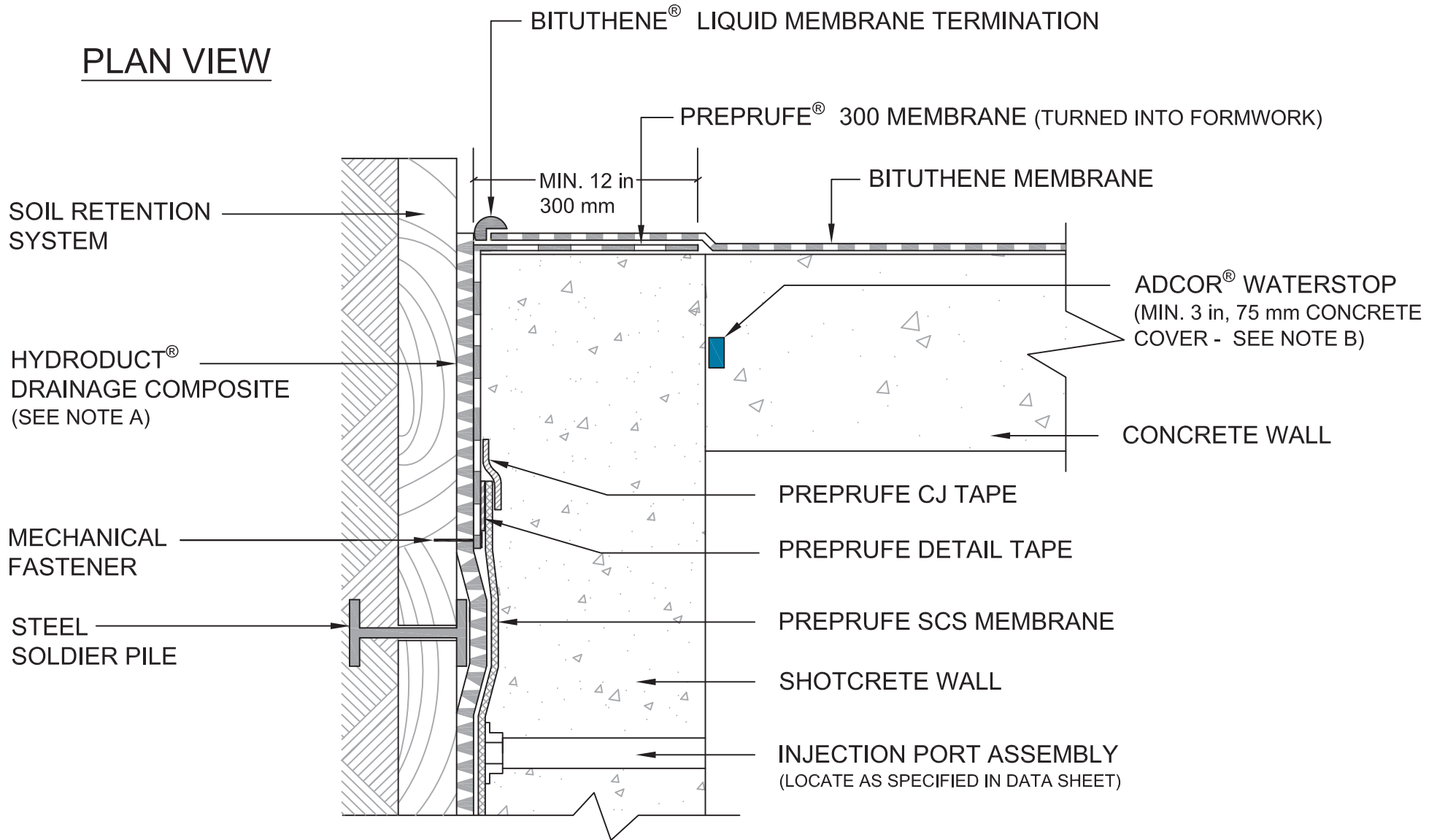
- A JOINT WATERPROOFING DESIGN BY OTHERS
- B IF HYDRODUCT IS USED AS PART OF THE DRAINAGE SYSTEM, 6 MIL, 1.5 mm POLY IS REQUIRED BETWEEN THE HYDRODUCT AND THE PREPRUFE SCS MEMBRANE



VERTICAL WALL CONTROL/CONTRACTION JOINT PREPRUFE® SCS WATERPROOFING SYSTEM FOR SHOTCRETE

DRAWING: SCS 005
SCALE: Not to scale
EFFECTIVE DATE: 08/01/2016
SUPERSEDES: 03172014

PLAN VIEW



- NOTES: A) IF HYDRODUCT IS USED AS PART OF THE DRAINAGE SYSTEM, 6 MIL, 1.5 mm POLY IS REQUIRED BETWEEN THE HYDRODUCT AND THE PREPRUFE SCS MEMBRANE
 B) GCP MAY REQUIRE AN ALTERNATE GCP WATERSTOP BASED ON DESIGN CONDITIONS



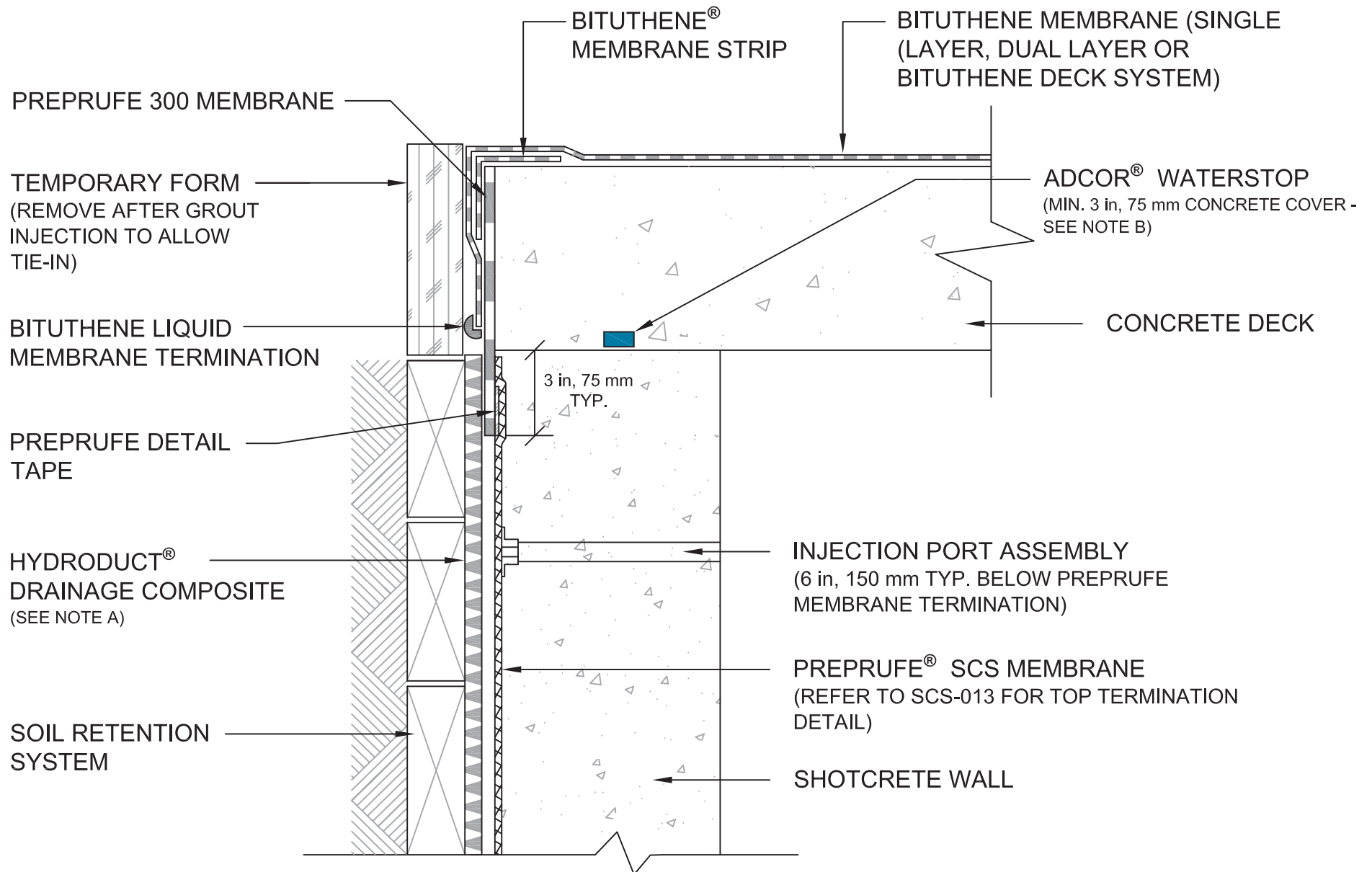
**TIE-IN TO BITUTHENE® (WALL)
 PREPRUFE® SCS
 WATERPROOFING SYSTEM FOR SHOTCRETE**

DRAWING: SCS 006

SCALE: Not to scale

EFFECTIVE DATE: 08/01/2016

SUPERCEDES: 03172014



- NOTES: A) IF HYDRODUCT IS USED AS PART OF THE ACTIVE DRAINAGE SYSTEM, 6 MIL 1.5 mm POLY IS REQUIRED BETWEEN THE HYDRODUCT AND THE PREPRUFE SCS MEMBRANE
- B) GCP MAY REQUIRE AN ALTERNATE GCP WATERSTOP BASED ON DESIGN CONDITIONS



TIE-IN TO BITUTHENE[®] (DECK)
PREPRUFE[®] SCS
WATERPROOFING SYSTEM FOR SHOTCRETE

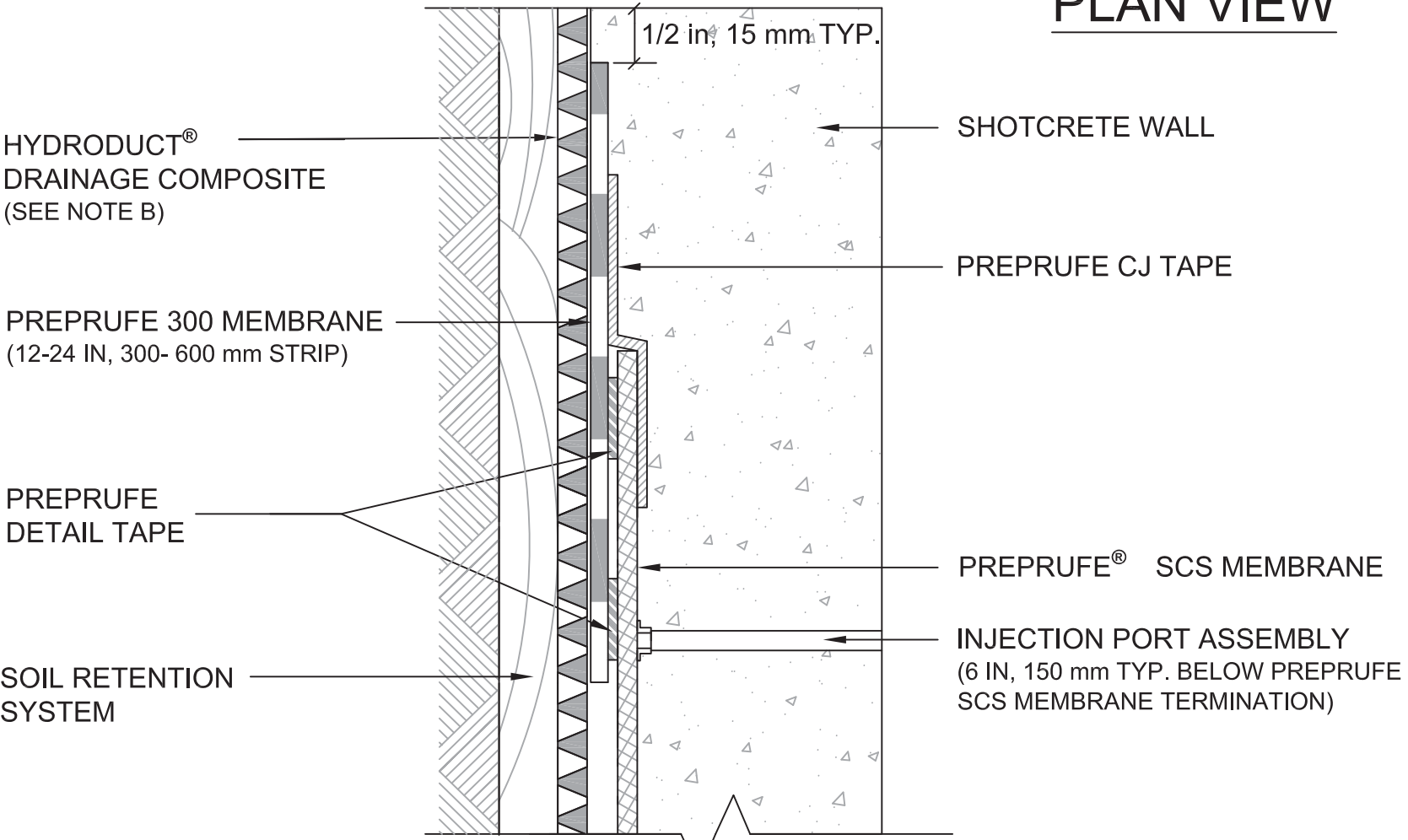
DRAWING: SCS 007

SCALE: Not to scale

EFFECTIVE DATE: 08/01/2016

SUPERCEDES: 03172014

PLAN VIEW



NOTES:

- A) TRIM GEOTEXTILE EXTENSION FROM EDGE OF THE PREPRUFE SCS MEMBRANE PRIOR TO SEALING SIDE TERMINATION WITH PREPRUFE CJ TAPE
- B) IF HYDRODUCT IS USED AS PART OF THE DRAINAGE SYSTEM, 6 MIL, 1.5 mm POLY IS REQUIRED BETWEEN THE HYDRODUCT AND THE PREPRUFE SCS MEMBRANE



SIDE TERMINATION PREPRUFE® SCS WATERPROOFING SYSTEM FOR SHOTCRETE

DRAWING: SCS 008
SCALE: Not to scale
EFFECTIVE DATE: 08/01/2016
SUPERSEDES: 02012014

SOIL RETENTION
SYSTEM (SHOTCRETE
LAGGING OR OTHER)

PLASTIC FILM
EXTENSION

SIDE LAP DETAIL
(REFER TO SCS-001)

MECHANICAL
FASTENING
(ABOVE PREPRUFE
DETAIL TAPE)

PREPRUFE HYDROPHILIC
SEALANT (UNDER
GEOTEXTILE EXTENSION)

PREPRUFE® 300 MEMBRANE
BASE OF WALL
(REFER TO SCS-011-A & B
AND SCS-018-A & B)

PREPRUFE® SCS
MEMBRANE

VERTICAL TO HORIZONTAL
LAP (REFER TO SCS-012)

PREPRUFE DETAIL TAPE
(CONTINUOUS STRIP AT TOP
OF PREPRUFE 300 AND
ANOTHER CONTINUOUS
STRIP 6-12 in, 150- 300 mm
FROM TOP OF SLAB)

PREPRUFE DETAIL TAPE
MIN 6 in, 150 mm LONG
(A.K.A. BRIDGE
TAPE, TO SEAL VERTICAL
STRIP TO HORIZONTAL
STRIP)

CONCRETE SLAB

NOTES:

- A) INJECTION PORT ASSEMBLY NOT SHOWN FOR CLARITY
- B) HYDRODUCT® OR APPROVED FACING MATERIAL NOT SHOWN ON SOIL RETENTION SYSTEM FOR CLARITY
- C) IF HYDRODUCT IS USED AS PART OF THE DRAINAGE SYSTEM, 6 MIL, 1.5 mm POLY IS REQUIRED BETWEEN THE HYDRODUCT AND THE PREPRUFE SCS MEMBRANE
- D) SEE DETAILS SCS-011-A & B AND SCS-018-A & B FOR SECTION VIEWS AND FURTHER DETAILING INSTRUCTIONS AT BASE OF WALL



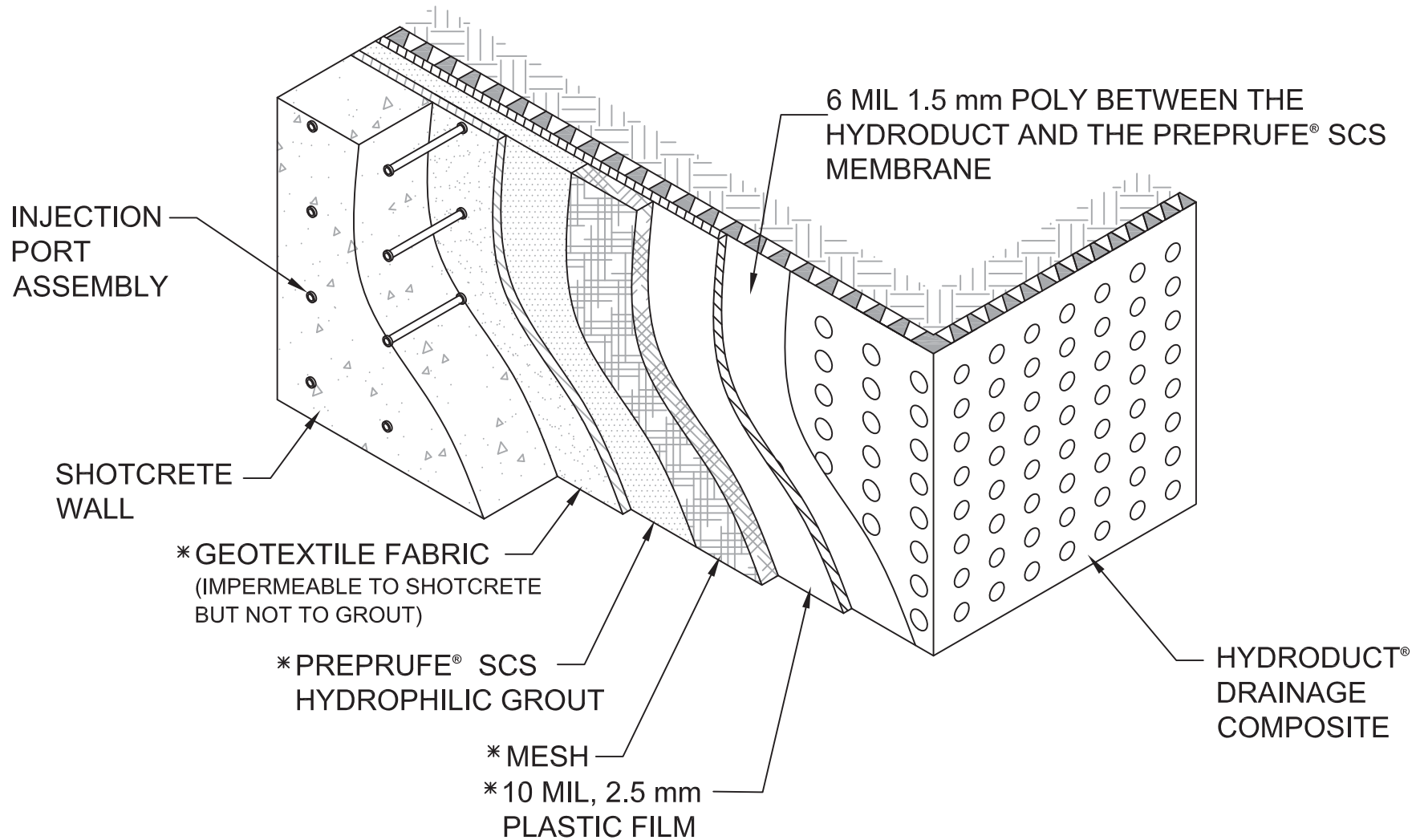
BASE OF WALL - ELEVATION DETAIL
PREPRUFE® SCS
WATERPROOFING SYSTEM FOR SHOTCRETE

DRAWING: SCS 009

SCALE: Not to scale

EFFECTIVE DATE: 08/01/2016

SUPERCEDES: SCS 024



*PREPRUFE® SCS SYSTEM COMPONENTS



SYSTEM CROSS SECTION

PREPRUFE® SCS

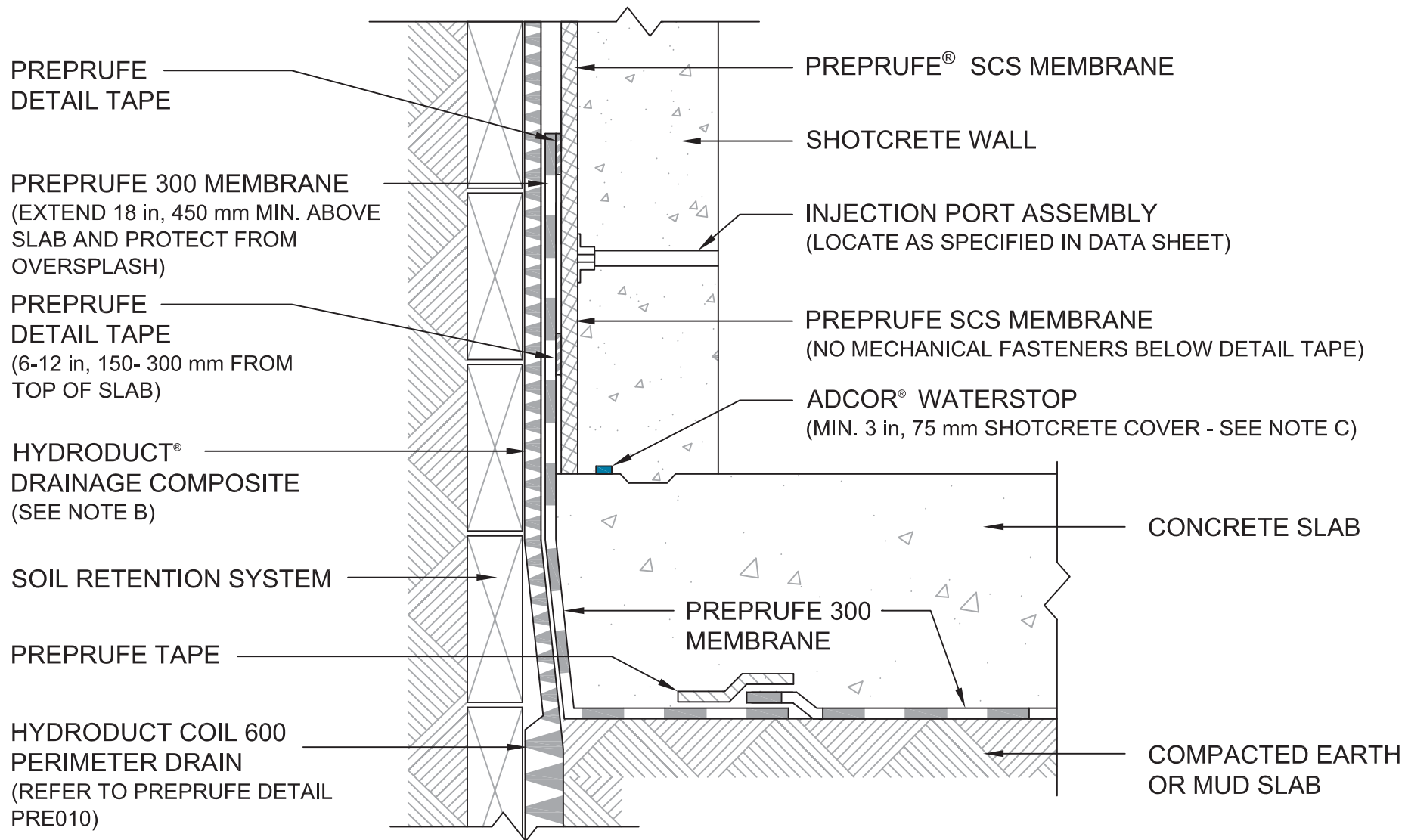
WATERPROOFING SYSTEM FOR SHOTCRETE

DRAWING: SCS 010

SCALE: Not to scale

EFFECTIVE DATE: 08/01/2016

SUPERCEDES: 03172014



- NOTES: A) DRAINAGE PORTS (20 FT. ON-CENTER) NOT SHOWN FOR CLARITY. REFER TO PORT INSTALLATION LAYOUT
 B) IF HYDRODUCT IS USED AS PART OF THE DRAINAGE SYSTEM, 6 MIL, 1.5 mm POLY IS REQUIRED BETWEEN THE HYDRODUCT AND THE PREPRUFE SCS MEMBRANE
 C) GCP MAY REQUIRE A ALTERNATE GCP WATERSTOP BASED ON DESIGN CONDITIONS
 D) SEE DETAIL SCS-008 FOR ISOMETRIC VIEW AND FURTHER DETAILING INSTRUCTION AT BASE OF WALL



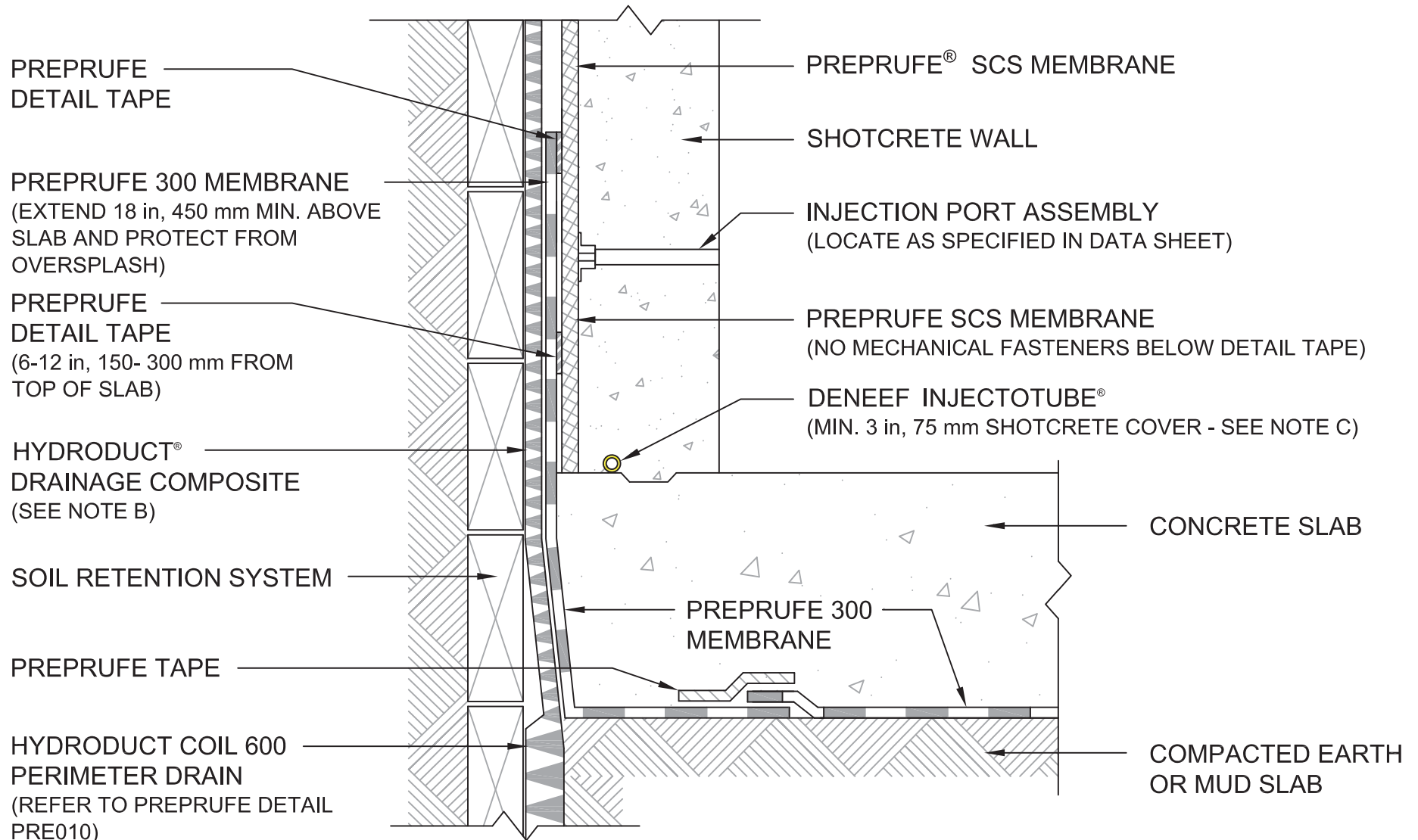
BASE OF WALL TIE-IN TO SLAB - OPTION-A
PREPRUFE® SCS
WATERPROOFING SYSTEM FOR SHOTCRETE

DRAWING: SCS 011-A

SCALE: Not to scale

EFFECTIVE DATE: 08/01/2016

SUPERSEDES: 03172014



- NOTES: A) DRAINAGE PORTS (20 FT. ON-CENTER) NOT SHOWN FOR CLARITY. REFER TO PORT INSTALLATION LAYOUT
 B) IF HYDRODUCT IS USED AS PART OF THE DRAINAGE SYSTEM, 6 MIL, 1.5 mm POLY IS REQUIRED BETWEEN THE HYDRODUCT AND THE PREPRUFE SCS MEMBRANE
 C) GCP MAY REQUIRE AN ALTERNATE INJECTABLE GCP WATERSTOP BASED ON DESIGN CONDITIONS
 D) SEE DETAIL SCS-009 FOR ISOMETRIC VIEW AND FURTHER DETAILING INSTRUCTIONS AT BASE OF WALL



BASE OF WALL TIE-IN TO SLAB - OPTION B

PREPRUFE® SCS

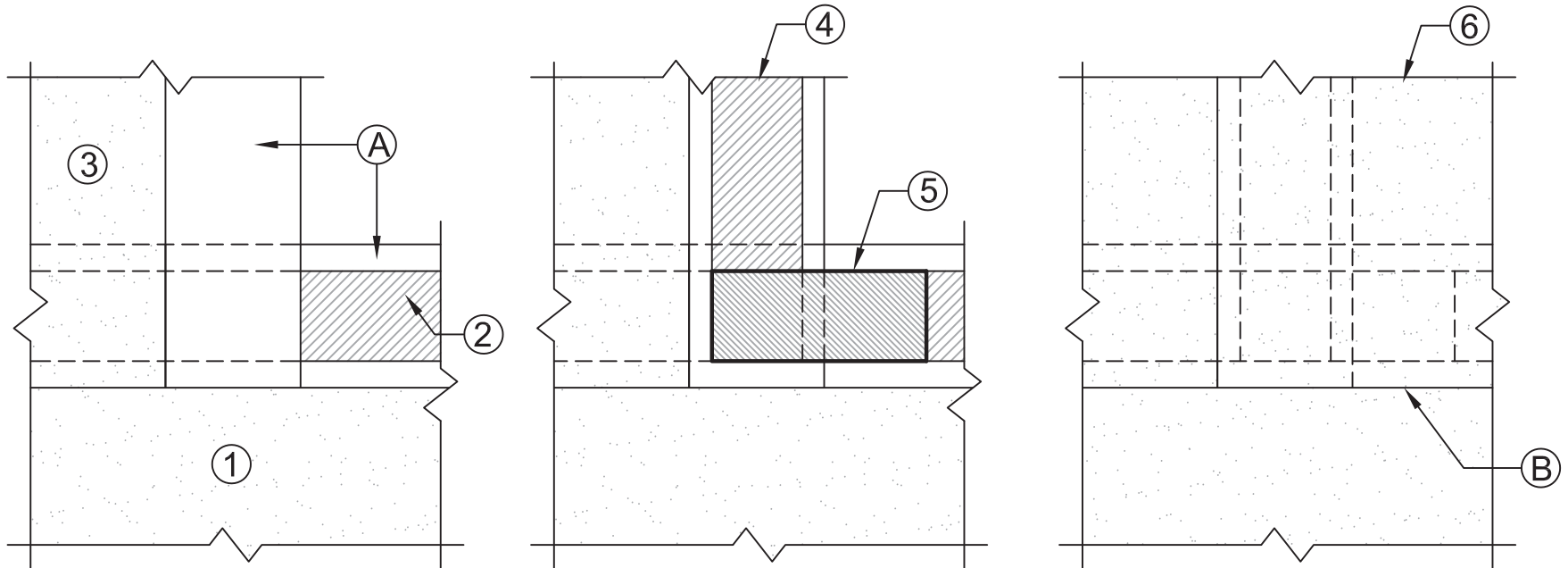
WATERPROOFING SYSTEM FOR SHOTCRETE

DRAWING: SCS 011-B

SCALE: Not to scale

EFFECTIVE DATE: 08/01/2016

SUPERSEDES: NEW



1. HORIZONTAL STRIP OF PREPRUFE® SCS MEMBRANE

2. CONTINUOUS 2 in, 50 mm PREPRUFE DETAIL TAPE ON PLASTIC FILM EXTENSION

3. VERTICAL STRIP OF PREPRUFE SCS MEMBRANE

A. PLASTIC FILM EXTENSION

4. CONTINUOUS 2 in, 50 mm PREPRUFE DETAIL TAPE ON PLASTIC FILM EXTENSION

5. MINIMUM 6 in, 150 mm LONG PIECE OF 2 in, 50 mm WIDE PREPRUFE DETAIL TAPE (A.K.A. BRIDGE TAPE) TO SEAL VERTICAL STRIP TO HORIZONTAL STRIP

6. ADJACENT VERTICAL STRIP OF PREPRUFE SCS MEMBRANE APPLIED OVER TAPE

B. SEAL EDGE WITH PREPRUFE SCS GEOTEXTILE STRIP

NOTE: INSTALL PREPRUFE SCS MATERIALS IN ORDER AS SHOWN



VERTICAL TO HORIZONTAL LAP DETAIL

PREPRUFE® SCS

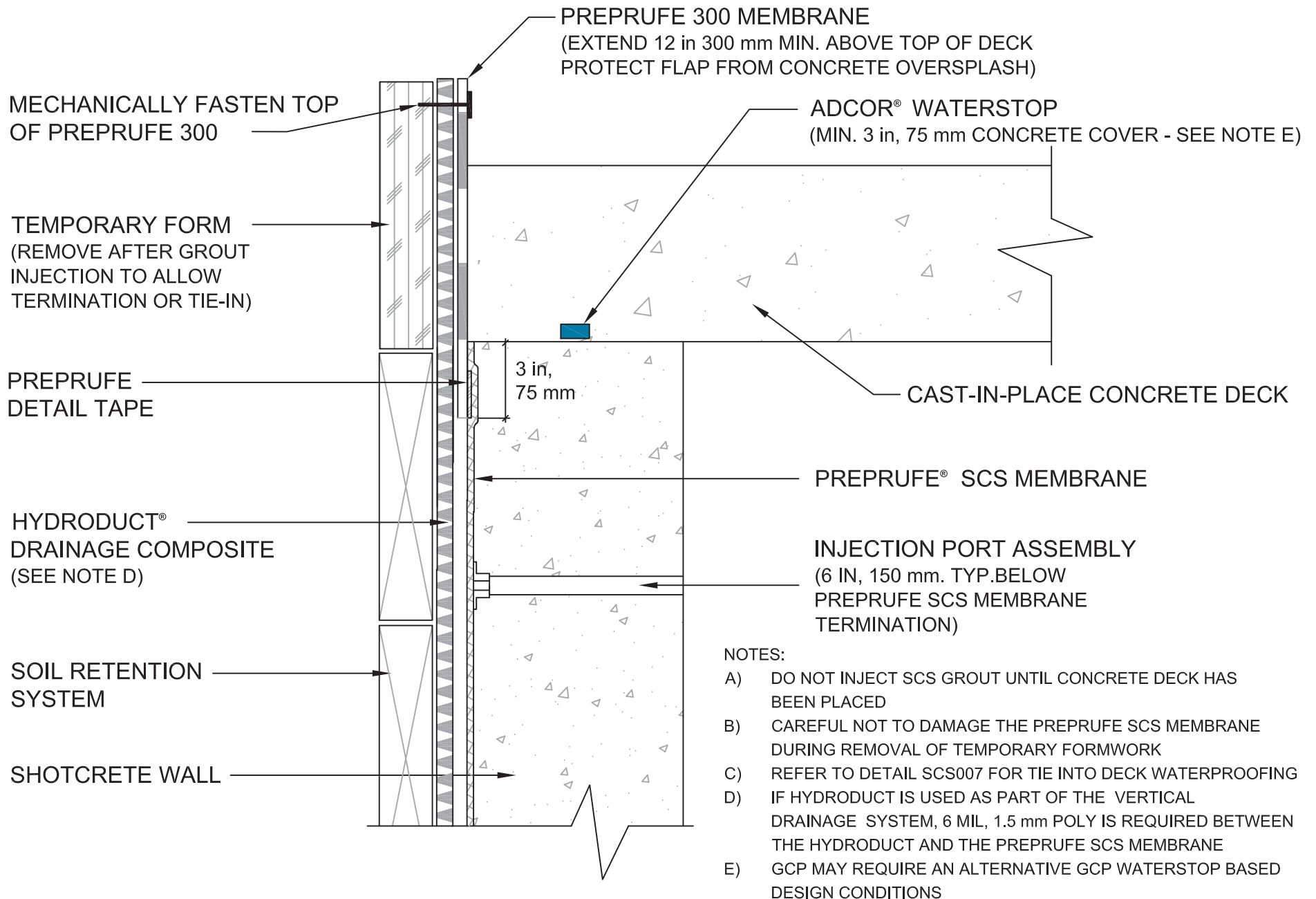
WATERPROOFING SYSTEM FOR SHOTCRETE

DRAWING: SCS 012

SCALE: Not to scale

EFFECTIVE DATE: 08/01/2016

SUPERCEDES: 03172014



**TOP TERMINATION DETAIL - ACCESSIBLE
PREPRUFE® SCS
WATERPROOFING SYSTEM FOR SHOTCRETE**

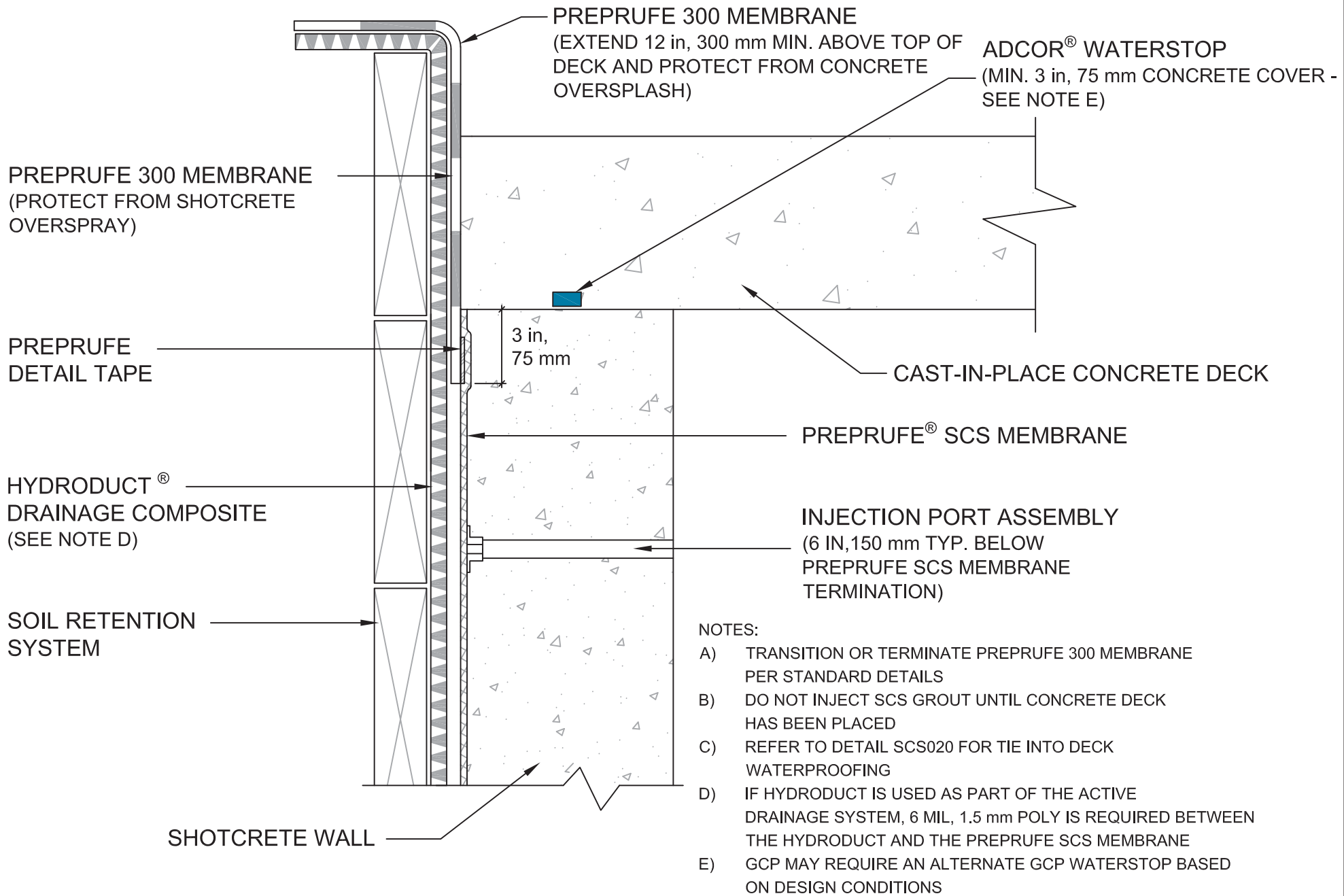
DRAWING: SCS 013

SCALE: Not to scale

EFFECTIVE DATE: 08/01/2016

SUPERCEDES: 03172014





**TOP TERMINATION DETAIL - INACCESSIBLE
PREPRUFE® SCS
WATERPROOFING SYSTEM FOR SHOTCRETE**

DRAWING: SCS 014

SCALE: Not to scale

EFFECTIVE DATE: 08/01/2016

SUPERCEDES: 03/17/2014

PLAN VIEW

CUT HYDRODUCT® TO AVOID TENDING AT CORNERS

PREPRUFE® 160R or 300R MEMBRANE (24 IN. MIN. FOLDED)

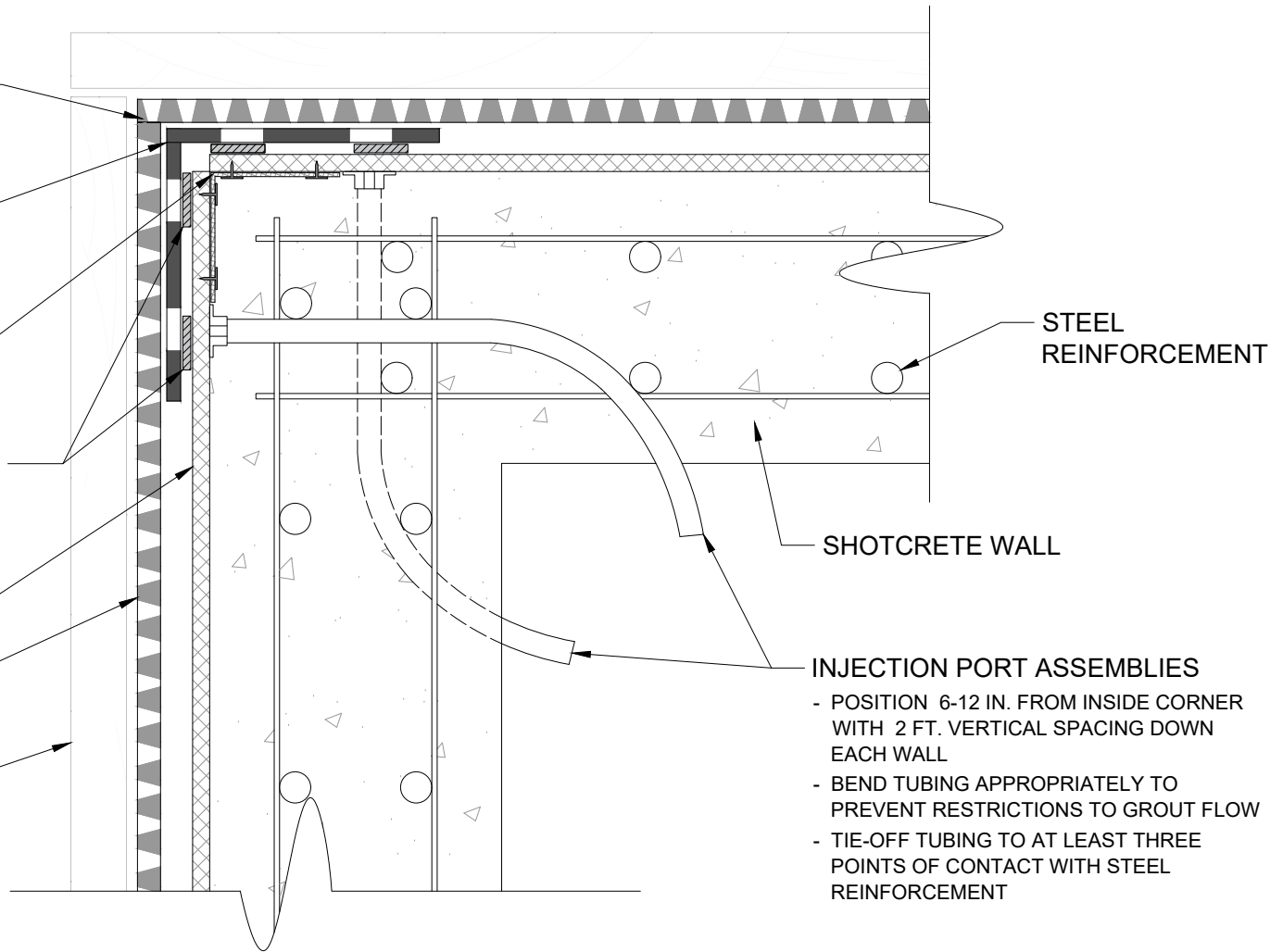
INSTALL SCS REINFORCING GEOTEXTILE FABRIC AT CORNER AND FASTEN

PREPRUFE® DETAIL TAPE
TWO VERTICAL STRIPS ON EACH FACE
 - STRIP 1: APPROX. 2 IN. FROM CORNER
 - STRIP 2: APPROX. 8 IN. FROM CORNER

PREPRUFE® SCS MEMBRANE

HYDRODUCT® DRAINAGE COMPOSITE

SOIL RETENTION SYSTEM



SHOTCRETE WALL

STEEL REINFORCEMENT

INJECTION PORT ASSEMBLIES

- POSITION 6-12 IN. FROM INSIDE CORNER WITH 2 FT. VERTICAL SPACING DOWN EACH WALL
- BEND TUBING APPROPRIATELY TO PREVENT RESTRICTIONS TO GROUT FLOW
- TIE-OFF TUBING TO AT LEAST THREE POINTS OF CONTACT WITH STEEL REINFORCEMENT

- NOTES:
- A. IF HYDRODUCT® DRAINAGE COMPOSITE IS USED, 6 MIL POLY IS REQUIRED BETWEEN THE HYDRODUCT® AND PREPRUFE® SCS MEMBRANE
 - B. CUT FOLDED PREPRUFE® 160R/300R MEMBRANE AT APPROPRIATE LENGTHS TO BE DETERMINED BY UNIFORMITY OF RETENTION SYSTEM (RECOMMENDED 3-4 FT. LENGTHS)
 - C. TAPE ALL SEAMS OF THE FOLDED PREPRUFE® 160R/300R MEMBRANE LENGTHS WITH PREPRUFE® TAPE
 - D. INSTALL PREPRUFE® SCS MEMBRANE APPROX. 1 IN. FROM THE INSIDE CORNER IN EACH DIRECTION



INSIDE CORNER PREPRUFE® SCS WATERPROOFING SYSTEM FOR SHOTCRETE

DRAWING: SCS 015

SCALE: Not to scale

EFFECTIVE DATE: 03/01/2019

SUPERCEDES: 08/01/2016

PLAN VIEW

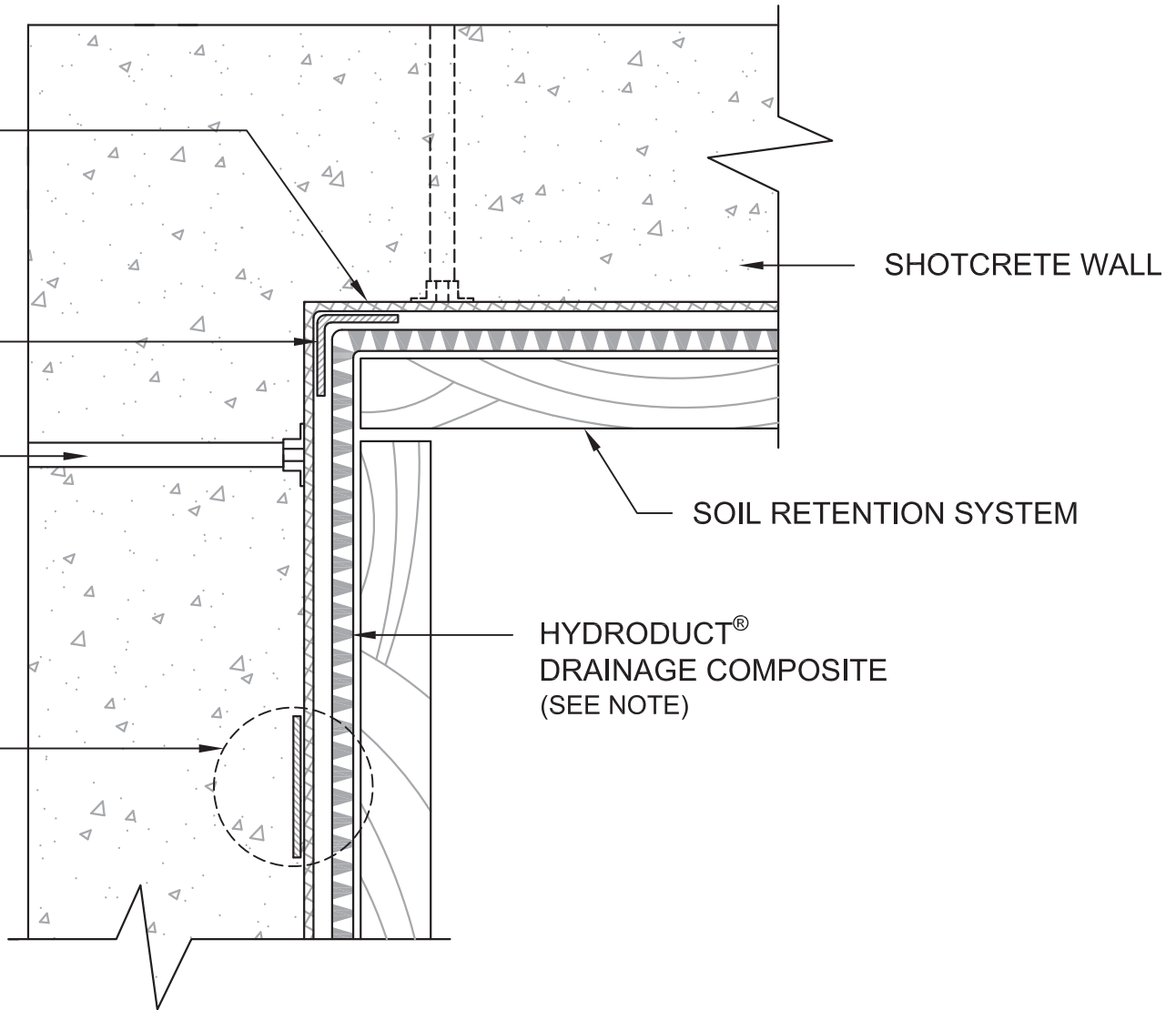
PREPRUFE[®]
SCS MEMBRANE

PREPRUFE CJ TAPE

INJECTION PORT ASSEMBLY

- POSITION 6- 12 IN, 150- 300 mm FROM OUTSIDE CORNER
- 4 FT, 1.2 m. VERTICAL SPACING WITH 2 FT, 0.6 m OFFSET FROM ADJACENT WALL

COMPARTMENT
DETAIL
(REFER TO SCS-017)



NOTE: IF HYDRODUCT IS USED AS PART OF THE DRAINAGE SYSTEM, 6 MIL, 1.5 mm POLY IS REQUIRED BETWEEN THE HYDRODUCT AND THE PREPRUFE SCS MEMBRANE



OUTSIDE CORNER PREPRUFE[®] SCS WATERPROOFING SYSTEM FOR SHOTCRETE

DRAWING: SCS 016

SCALE: Not to scale

EFFECTIVE DATE: 08/01/2016

SUPERCEDES: 03172014

PREPRUFE® 300

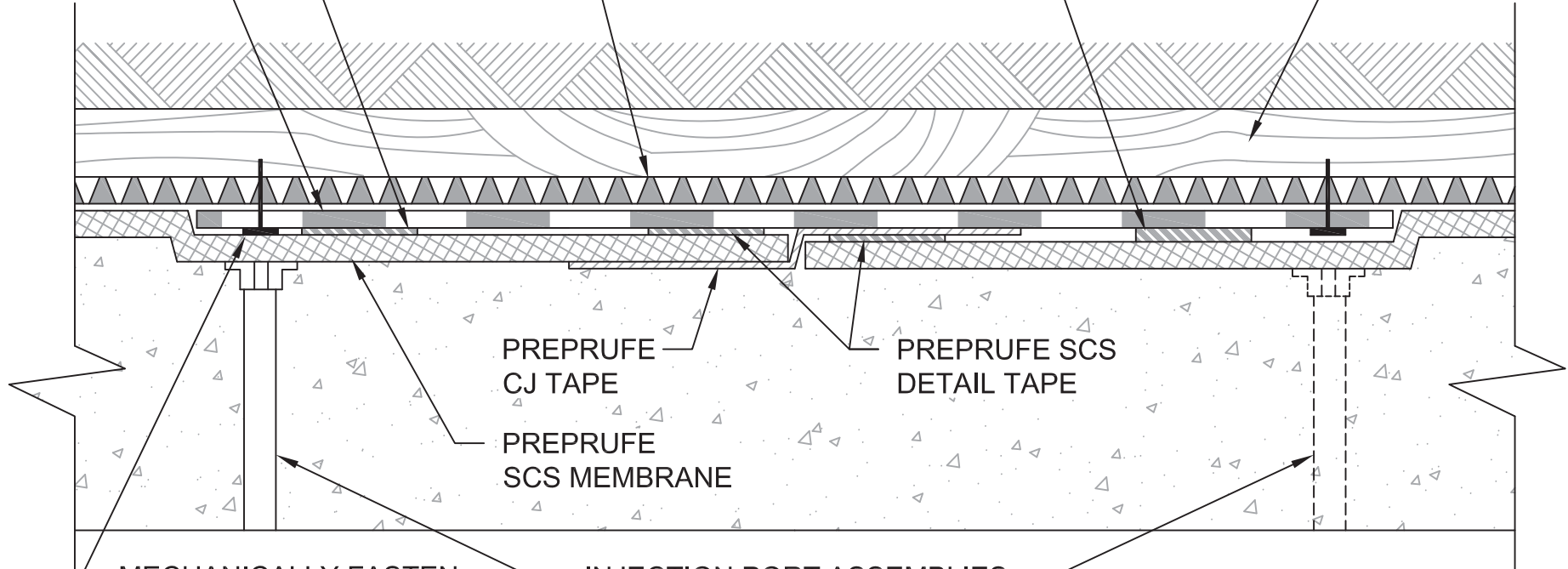
(18-24 IN, 450- 600 mm STRIP)

PREPRUFE
DETAIL TAPE

HYDRODUCT® DRAINAGE
COMPOSITE (SEE NOTE E)

PREPRUFE
DETAIL TAPE

SOIL RETENTION
SYSTEM



MECHANICALLY FASTEN
PREPRUFE 300 TO
OUTSIDE OF PREPRUFE
DETAIL TAPE

INJECTION PORT ASSEMBLIES
- 4 FT, 1.2 m VERTICAL SPACING WITH 2 FT, 0.6 m OFFSET.
- POSITION TYP. 1 FT, 0.3 m FROM CENTER OF PREPRUFE CJ TAPE

PREPRUFE
CJ TAPE

PREPRUFE SCS
DETAIL TAPE

PREPRUFE
SCS MEMBRANE

PLAN VIEW

- NOTES:
- A) USE ONE (1) COMPARTMENTALIZATION DETAIL TYPICALLY WITHIN 10 FT, 3 m OF CORNERS (REFER TO SCS 015 & SCS 016)
 - B) ALSO APPLICABLE FOR LONG WALLS (E.G. > 200 FT, 60 m.) FOR OPTIMUM GROUT INJECTION CONTROL
 - C) TRIM EXCESS FABRIC PRIOR TO APPLYING PREPRUFE CJ TAPE
 - D) MECHANICAL FASTENERS MUST BE LOCATED OUTSIDE OF THE PREPRUFE DETAIL TAPE
 - E) IF HYDRODUCT IS USED AS PART OF THE DRAINAGE SYSTEM, 6 MIL, 1.5 mm POLY IS REQUIRED BETWEEN THE HYDRODUCT AND THE PREPRUFE SCS MEMBRANE
 - F) PREPRUFE DETAIL TAPE TO BE INSTALLED OVER PREPRUFE 300R 6-12 IN, 150- 300 mm. O.C.



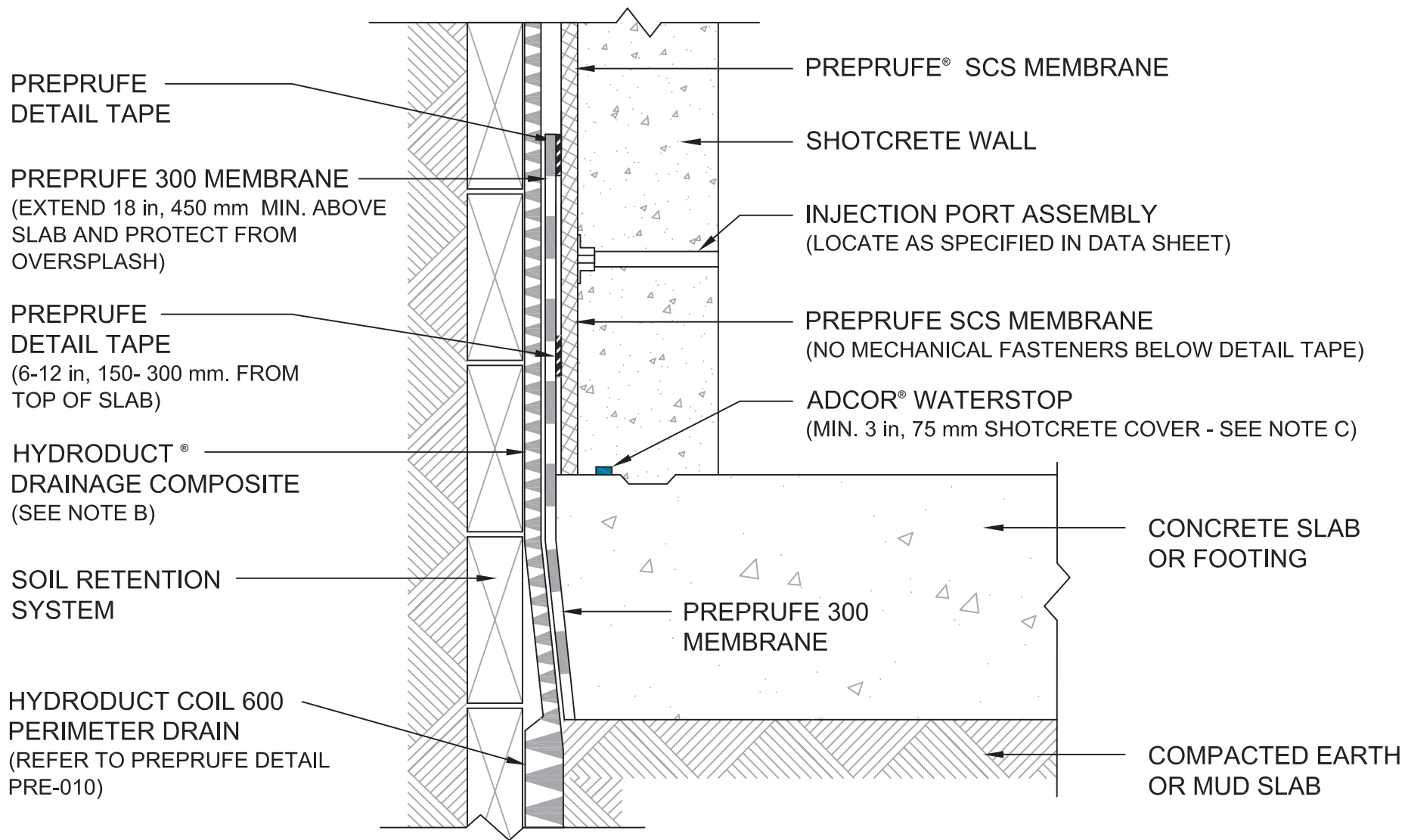
COMPARTMENTALIZATION (PLAN VIEW)
PREPRUFE® SCS
WATERPROOFING SYSTEM FOR SHOTCRETE

DRAWING: SCS 017

SCALE: Not to scale

EFFECTIVE DATE: 08/01/2016

SUPERCEDES: 03172014



- NOTES:
- A) DRAINAGE PORTS (20 FT, 6 m ON-CENTER) NOT SHOWN FOR CLARITY. REFER TO PORT INSTALLATION LAYOUT
 - B) IF HYDRODUCT IS USED AS PART OF THE DRAINAGE SYSTEM, 6 MIL, 1.5 mm POLY IS REQUIRED BETWEEN THE HYDRODUCT AND THE PREPRUFE SCS MEMBRANE
 - C) GCP MAY REQUIRE AN ALTERNATE GCP WATERSTOP BASED ON DESIGN CONDITIONS
 - D) SEE DETAIL SCS-009 FOR ISOMETRIC VIEW AND FURTHER DETAILING INSTRUCTIONS AT BASE OF WALL



BASE OF WALL - OPTION-A

PREPRUFE® SCS

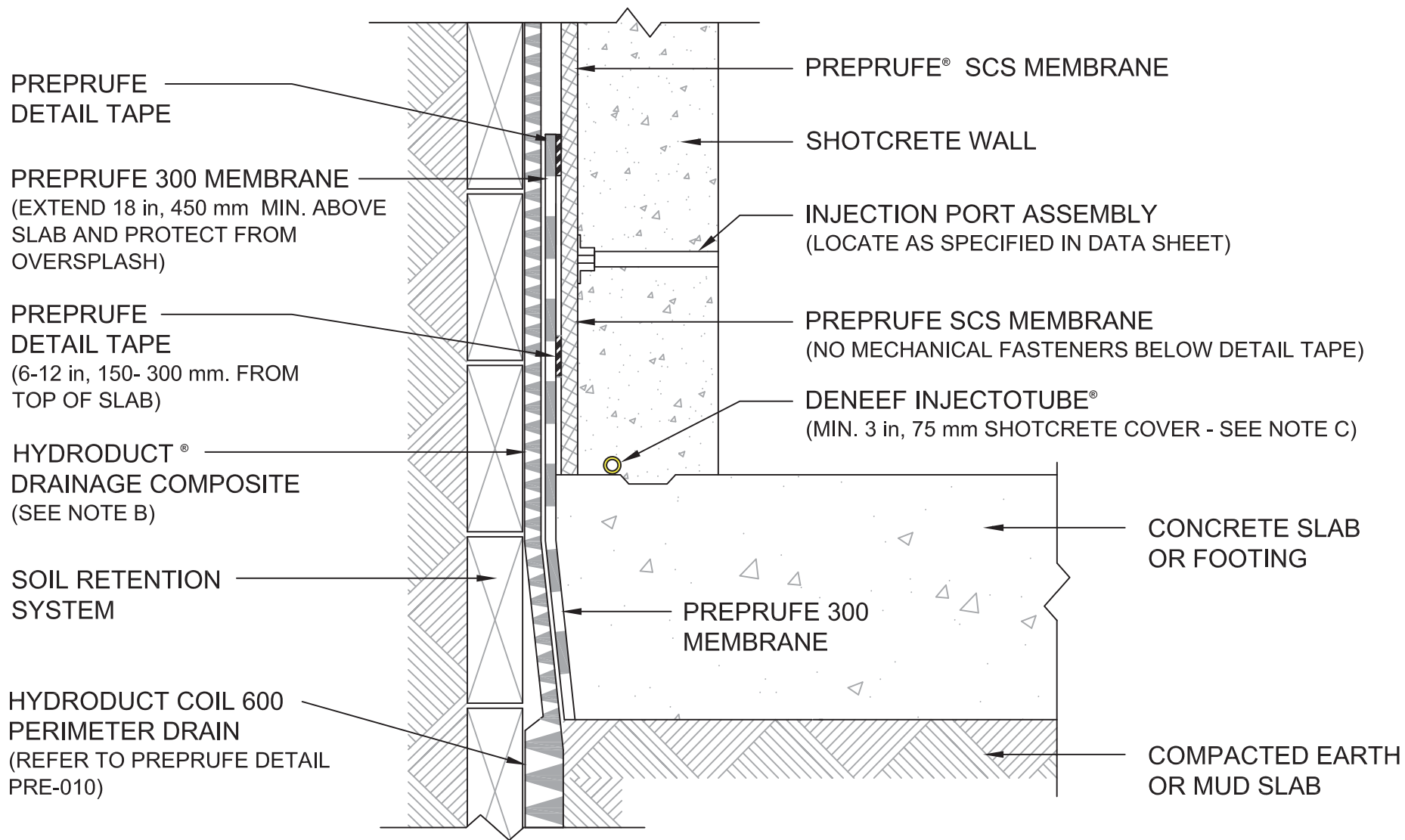
WATERPROOFING SYSTEM FOR SHOTCRETE

DRAWING: SCS 018-A

SCALE: Not to scale

EFFECTIVE DATE: 08/01/2016

SUPERSEDES: 03172014



- NOTES:
- A) DRAINAGE PORTS (20 FT, 6 m ON-CENTER) NOT SHOWN FOR CLARITY. REFER TO PORT INSTALLATION LAYOUT
 - B) IF HYDRODUCT IS USED AS PART OF THE DRAINAGE SYSTEM, 6 MIL, 1.5 mm POLY IS REQUIRED BETWEEN THE HYDRODUCT AND THE PREPRUFE SCS MEMBRANE
 - C) GCP MAY REQUIRE AN ALTERNATE GCP INJECTABLE WATERSTOP BASED ON DESIGN CONDITIONS
 - D) SEE DETAIL SCS-009 FOR ISOMETRIC VIEW AND FURTHER DETAILING INSTRUCTIONS AT BASE OF WALL



BASE OF WALL - OPTION-B

PREPRUFE® SCS

WATERPROOFING SYSTEM FOR SHOTCRETE

DRAWING: SCS 018-B

SCALE: Not to scale

EFFECTIVE DATE: 08/01/2016

SUPERSEDES: 03172014

PLAN VIEW

HYDRODUCT®
DRAINAGE COMPOSITE
(SEE NOTE A)

INJECTION PORT ASSEMBLY
(LOCATE AS SPECIFIED IN DATA SHEET)

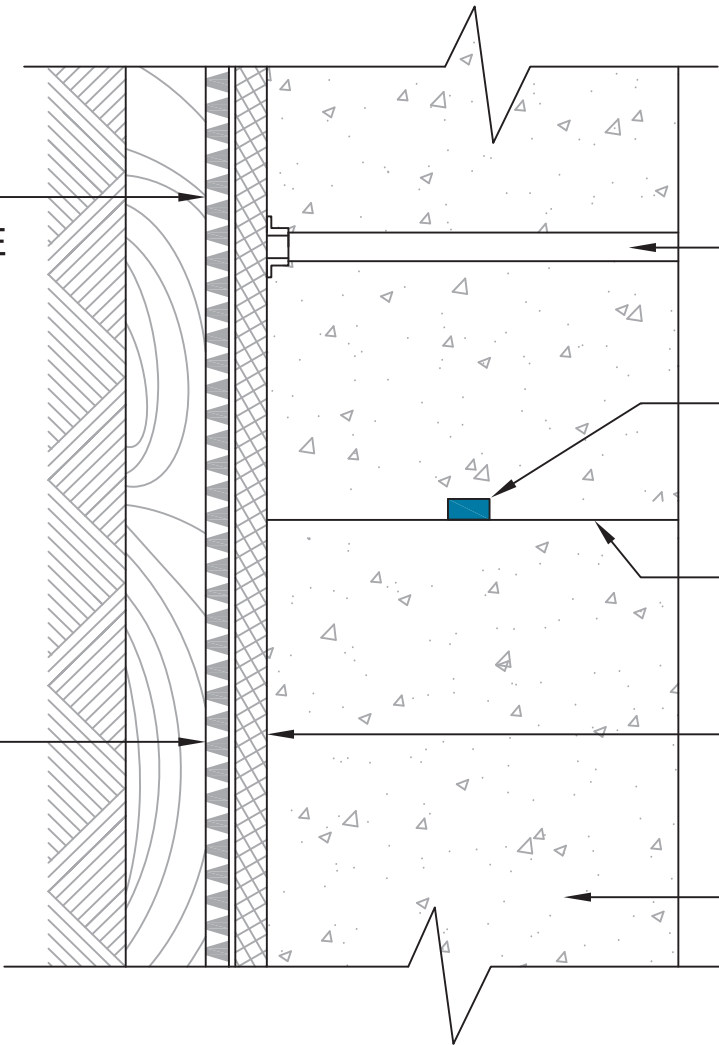
ADCOR® WATERSTOP
(MIN. 3 in, 75 mm SHOTCRETE COVER -
SEE NOTE B)

CONSTRUCTION JOINT
(FORMED OR TOOLED SMOOTH TO
RECEIVE ADCOR® WATERSTOP)

SOIL RETENTION
SYSTEM

PREPRUFE® SCS MEMBRANE

SHOTCRETE WALL



NOTES:

- A) IF HYDRODUCT IS USED AS PART OF THE DRAINAGE SYSTEM, 6 MIL, 1.5 mm POLY IS REQUIRED BETWEEN THE HYDRODUCT AND THE PREPRUFE SCS MEMBRANE
- B) GCP MAY REQUIRE AN ALTERNATE GCP WATERSTOP BASED ON DESIGN CONDITIONS



VERTICAL WALL CONSTRUCTION JOINT - OPTION-A
PREPRUFE® SCS
WATERPROOFING SYSTEM FOR SHOTCRETE

DRAWING: SCS 019-A

SCALE: Not to scale

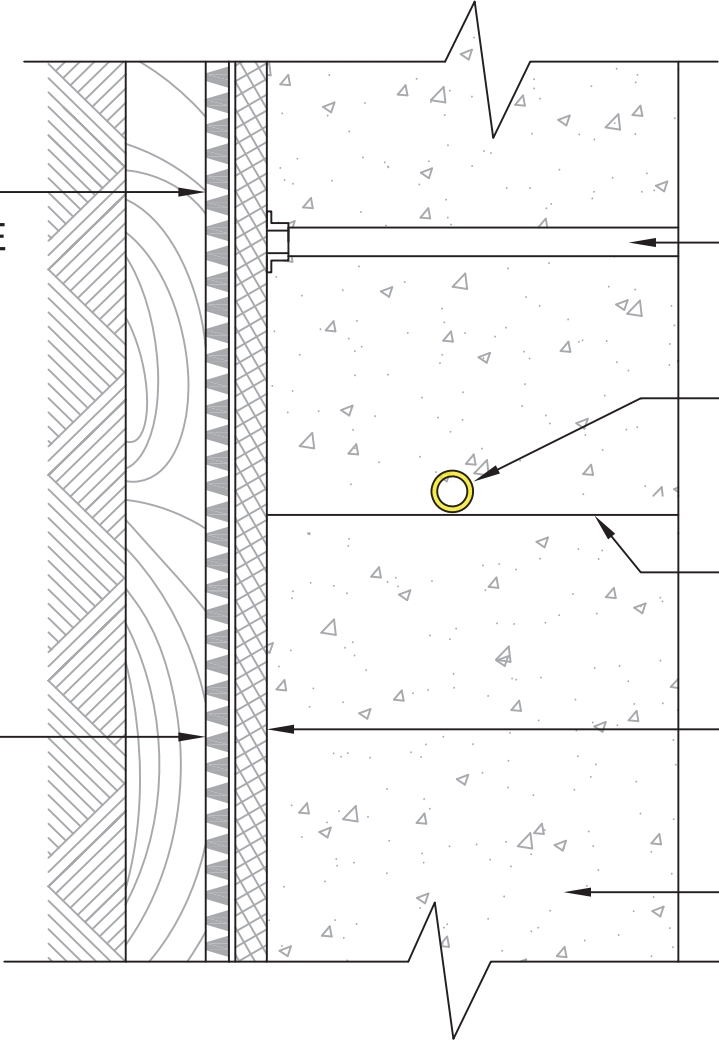
EFFECTIVE DATE: 08/01/2016

SUPERSEDES: 03172014

PLAN VIEW

HYDRODUCT®
DRAINAGE COMPOSITE
(SEE NOTE A)

SOIL RETENTION
SYSTEM



INJECTION PORT ASSEMBLY
(LOCATE AS SPECIFIED IN DATA SHEET)

DENEEF INJECTOTUBE®
(MIN. 3 in, 75 mm SHOTCRETE COVER -
SEE NOTE B)

CONSTRUCTION JOINT
(FORMED OR TOOLED SMOOTH TO
RECEIVE WATERSTOP)

PREPRUFE® SCS MEMBRANE

SHOTCRETE WALL

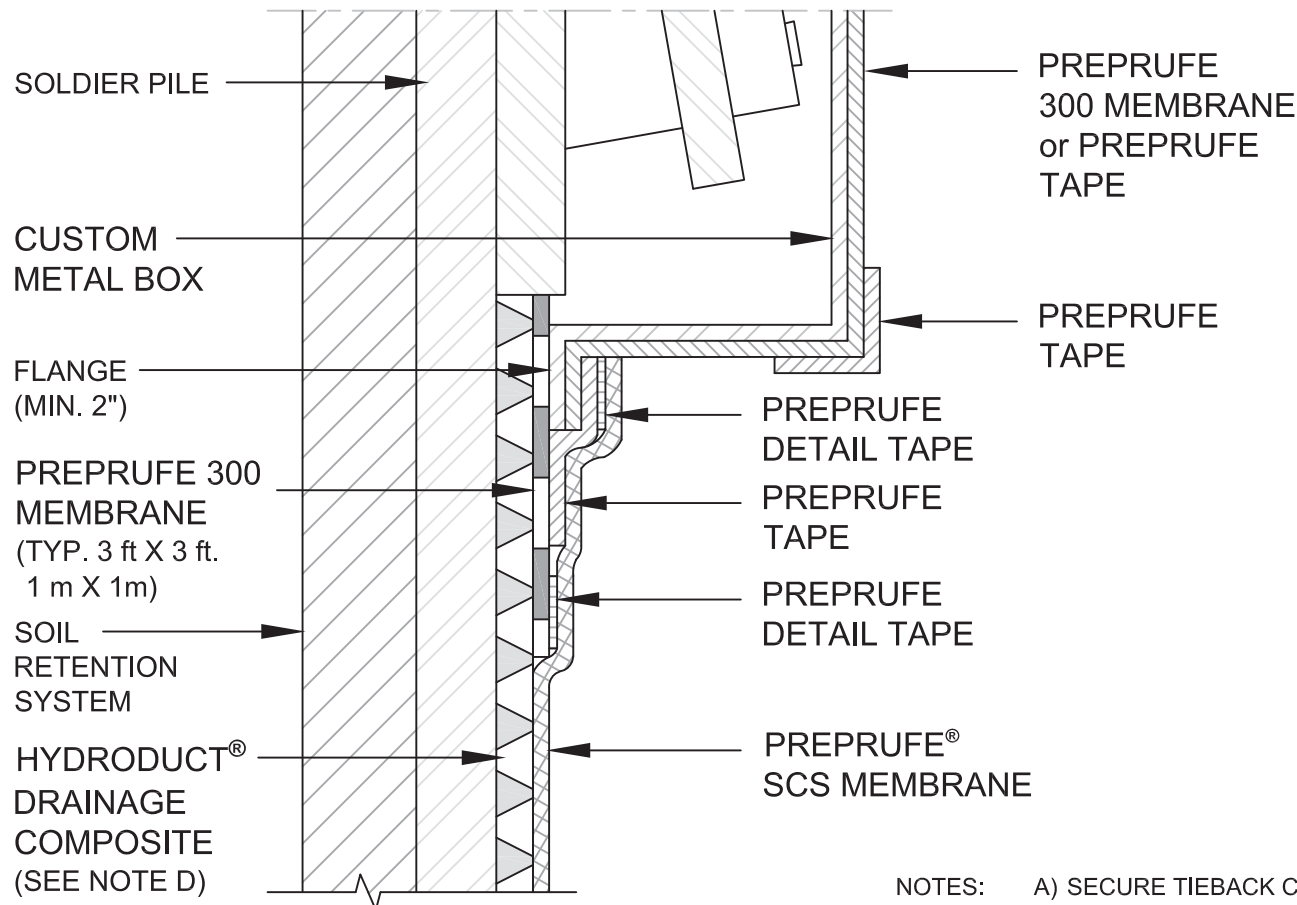
NOTES:

- A) IF HYDRODUCT IS USED AS PART OF THE DRAINAGE SYSTEM, 6 MIL, 1.5 mm POLY IS REQUIRED BETWEEN THE HYDRODUCT AND THE PREPRUFE SCS MEMBRANE
- B) GCP MAY REQUIRE AN ALTERNATE GCP INJECTABLE WATERSTOP BASED ON DESIGN CONDITIONS

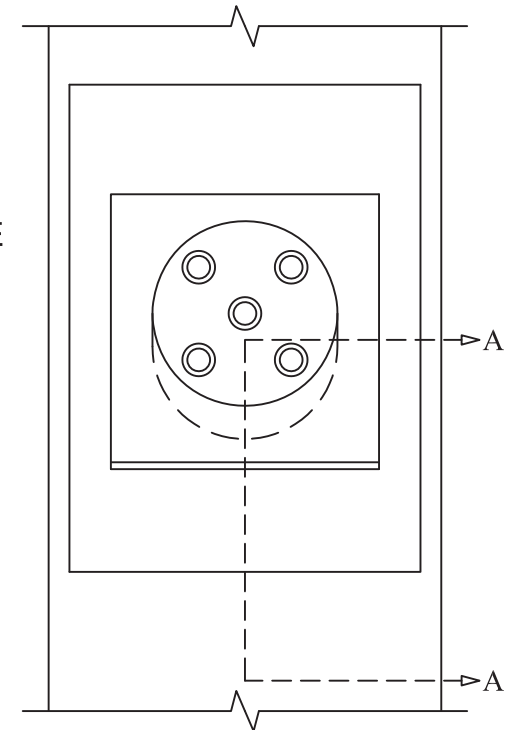


VERTICAL WALL CONSTRUCTION JOINT - OPTION-B PREPRUFE® SCS WATERPROOFING SYSTEM FOR SHOTCRETE

DRAWING: SCS 019-B
SCALE: Not to scale
EFFECTIVE DATE: 08/01/2016
SUPERSEDES: NEW



**SECTION A-A
WITH WATERPROOFING**



**TIEBACK ASSEMBLY
AT SOLDIER PILES**

- NOTES:
- A) SECURE TIEBACK COVER WITH APPROVED FASTENERS
 - B) LOCATE INJECTION PORT ASSEMBLIES (NOT SHOWN) AS PER GCP STANDARD PORT LAYOUT
 - C) LOCATE DEDICATED INJECTION PORT CENTERED 6 in. ABOVE CUSTOM TIEBACK BOX
 - D) IF HYDRODUCT® IS USED AS PART OF THE ACTIVE DRAINAGE SYSTEM, 6 MIL, 1.5 mm POLY IS REQUIRED BETWEEN THE HYDRODUCT AND THE PREPRUFE SCS MEMBRANE



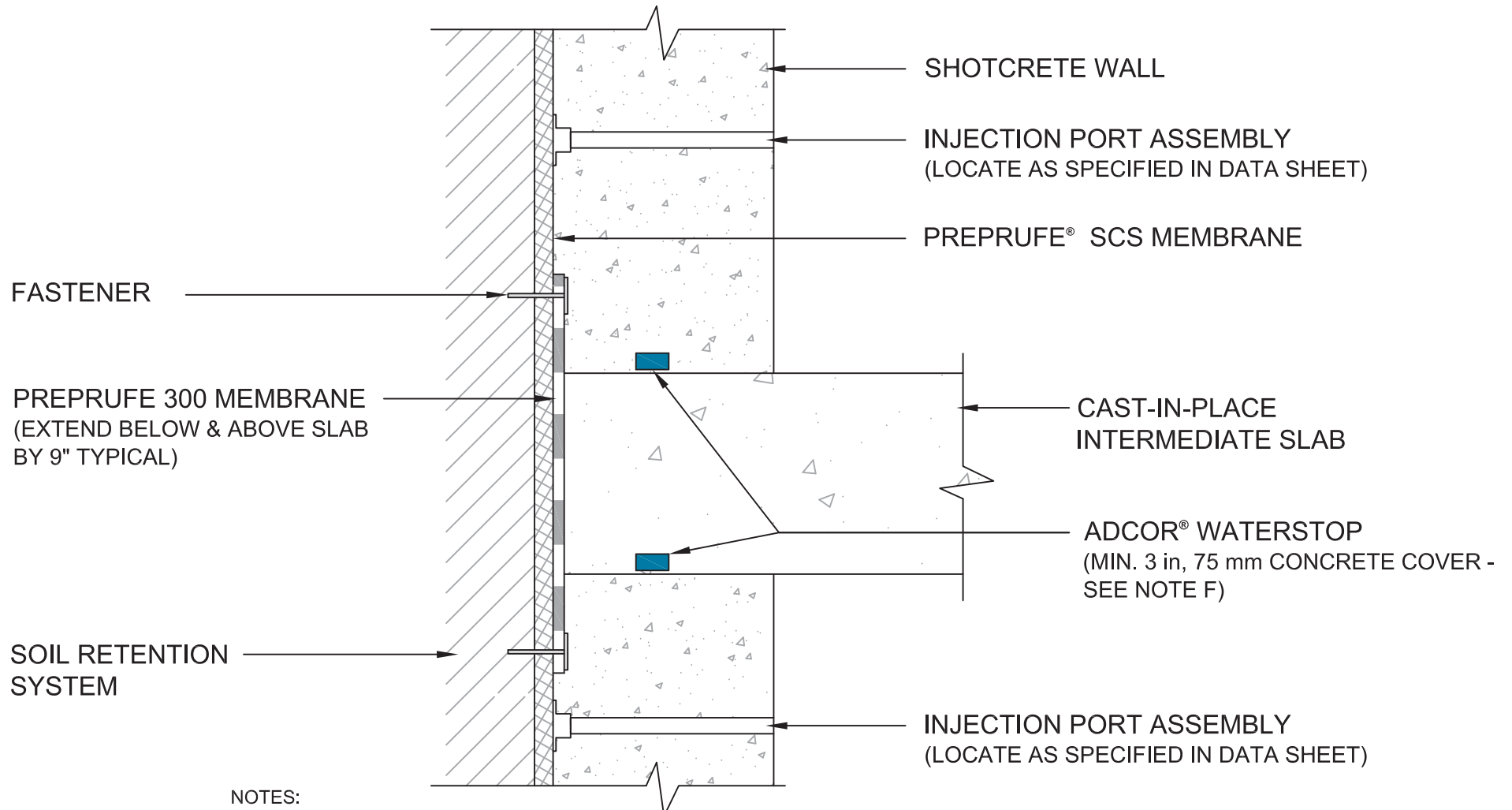
**CUSTOM TIEBACK BOX COVER
PREPRUFE® SCS
WATERPROOFING SYSTEM FOR SHOTCRETE**

DRAWING: SCS 021

SCALE: Not to scale

EFFECTIVE DATE: 08/01/2016

SUPERSEDES: 03172014



NOTES:

- A) FASTEN PREPRUFE 300 MEMBRANE AS SHOWN
- B) DO NOT INJECT SCS GROUT UNTIL CONCRETE INTERMEDIATE SLAB AND TOP DECK/LID ABOVE HAS BEEN PLACED
- C) PROTECTION BOARD FOR SURFACE PREP OR GCP HYDRODUCT NOT SHOWN FOR CLARITY
- D) THIS DETAIL IS THE PREFERRED OPTION FOR SLOPED INTERMEDIATE SLABS (I.E. RAMPS)
- E) IF HYDRODUCT® IS USED AS PART OF THE ACTIVE DRAINAGE SYSTEM, 6 MIL, 1.5 mm POLY IS REQUIRED BETWEEN THE HYDRODUCT AND THE PREPRUFE SCS MEMBRANE
- F) GCP MAY REQUIRE AN ALTERNATE GCP WATERSTOP BASED ON DESIGN CONDITION



**WALL TO INTERMEDIATE SLAB TIE-IN
PREPRUFE® SCS
WATERPROOFING SYSTEM FOR SHOTCRETE**

DRAWING: SCS 022

SCALE: Not to scale

EFFECTIVE DATE: 08/01/2016

SUPERSEDES: SCS 022